


# THE GOSPEL


## GOD'S PLAN for US

The gospel is the good news, the message about Christ, the kingdom of God, and salvation. Use these prompts to share the gospel with your kids.




### **GOD RULES.**

Ask: "Who is in charge at home?" Explain that because God created everything, He is in charge of everything. Read Revelation 4:11.




### **WE SINNED.**

Ask: "Have you ever done something wrong?" Tell kids that everyone sins, or disobeys God. Our sin separates us from God. Read Romans 3:23.




### **GOD PROVIDED.**

Explain that God is holy and must punish sin. God sent His Son, Jesus, to take the punishment we deserve. Read John 3:16.



### **JESUS GIVES.**

Ask: "What is the best gift you've ever received?" Say that Jesus took our punishment for sin by giving His life, and He gives us His righteousness. God sees us as if we lived the perfect life Jesus lived. This is the best gift ever! Read 2 Corinthians 5:21.



### **WE RESPOND.**

Explain that everyone has a choice to make. Ask: "Will you trust Jesus as your Savior and Lord? You can turn from self and sin and turn to Jesus." Read Romans 10:9-10.

# Bible Study at a Glance



## Leader Bible Study

Familiarize yourself with the content and context of the Bible story and how it relates to God's plan of redemption.

## Preparation

Pray for your kids and contact families during the week. Gather and prepare session materials.

Pray for your kids

Send a parent e-mail

Print/download printables

Assemble supplies

Prepare videos

Opening Activities

Activity Page

## Small Group Opening

Engage kids and introduce the day's Bible story.

**Say what?**

Use the suggested "Say" dialogue to easily move between segments.

## Large Group Leader

Communicate the day's Bible story and discover God's big story.

Sing

Big Picture Question

Giant Timeline

Key Passage & Bible Skill

Bible Story

Discussion Starter



**Suggested times**

The times provided allow you to complete the session plan in an hour and fifteen minutes. Lengthen or shorten the session as needed.

4. Allow kids to use markers to decorate their blessing books. As kids work, read Genesis 12:1-3 to remind kids of God's promise to Abraham.

**SAY** • God promised to bless the whole world through Abraham's family. **God reminded Abraham's family that He always keeps His promises.** Jesus was born into Abraham's family. Through His sacrifice on the cross, people are blessed with salvation from sin.

When you give someone this coupon book, be sure to keep the promises you made. Point out the verse you wrote on the back and tell them how they can be blessed the most by trusting in Jesus!

### Journal and prayer (5 minutes)

Give each kid the journal page and a pencil. Point out that after God made a promise with Abraham, He gave the promise to Isaac and Jacob, too. Jacob saw God in his dream, and God said, "I am with you and will watch over you wherever you go."

**SAY** • God is the God of Abraham, Isaac, and Jacob. Do you know if any other members of your family are believers? Are your parents or grandparents? List their names or draw their pictures on the journal page.

Lead kids to pray for their family members, thanking God for blessing their families through Jesus. Pray that everyone in their families would trust in Jesus as Lord and Savior.

As time allows, lead kids to complete "Jacob's Poem" on the activity page. Kids should use the words from the word bank to fill in the blanks and review the Bible story. (Answers, in order: *promise, prayed, covenant, family, Isaac, Esau, stone, God*)

- Journal Page
- pencils
- "Jacob's Poem" activity page, 1 per kid

Tip: Give parents this week's *Big Picture Cards for Families* to allow families to interact with the biblical content at home.

## Unit 3: God the Covenant-Keeper

### Unit Description:


God remained faithful to the covenant He made with Abraham and renewed His promises to Jacob despite Jacob's sin. God used Joseph to provide for the people of Israel and bring them into Egypt, which also set the stage for a glorious demonstration of God's power to deliver.

### Unit Key Passage:

Genesis 26:24

### Big Picture Question:

What can stop God's plan? Nothing can stop God's perfect plan.



# Unit 3: God the Covenant-Keeper

## Session 1:

### **Bible Story:**

The Stolen Blessing

### **Bible Passage:**

*Genesis 25:27-34; 27:1-45*

### **Main Point:**

Jacob stole Esau's blessing.

## Session 4:

### **Bible Story:**

Joseph's Dreams Came True

### **Bible Passage:**

*Genesis 42:1-46:34; 50:15-21*

### **Main Point:**

God sent Joseph to Egypt to establish a remnant.

## Session 2:

### **Bible Story:**

Jacob's New Name

### **Bible Passage:**

*Genesis 32-33*

### **Main Point:**

God changed Jacob's name to Israel, the name of God's covenant people.

## Session 3:

### **Bible Story:**

Joseph Sent to Egypt

### **Bible Passage:**

*Genesis 37:1-36; 39:1-41:57*

### **Main Point:**

God used Joseph's suffering for good.

## The Stolen Blessing

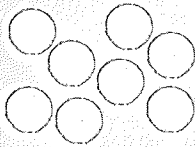
**BIBLE PASSAGE:** Genesis 25:27-34; 27:1-45

**MAIN POINT:** Jacob stole Esau's blessing.

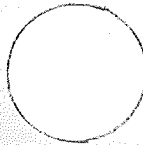
**UNIT KEY PASSAGE:** Genesis 26:24

**BIG PICTURE QUESTION:** What can stop God's plan? Nothing can stop God's perfect plan.

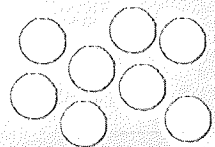
**SMALL GROUP OPENING**  
(10-15 MINUTES)  
PAGE 158



**LARGE BIBLE STUDY**  
(25-30 MINUTES)  
PAGE 160



**SMALL GROUP ACTIVITIES**  
(25-30 MINUTES)  
PAGE 166



### Leader BIBLE STUDY

Isaac was the son of promise, a gift to Abraham and Sarah in their old age. By God's covenant with Abraham, Isaac was Abraham and Sarah's hope for descendants as numerous as the stars. When Isaac grew up, he married Rebekah. Then he prayed for a child.

Rebekah became pregnant with not just one baby, but two! Her twin boys wrestled inside her, and she asked the Lord, "Why is this happening to me?"

God explained His plan for the twins. The boys' families would become two nations (from Esau, the nation of Edom; from Jacob, the nation of Israel), one stronger than the

## OPTION 2: Wet chalk drawings

Give each kid a piece of black construction paper. Show kids how to use a paintbrush to lightly brush water over the paper. Then use a piece of chalk to draw on the paper. Chalk colors are brighter and more intense on wet paper.

Instruct kids to draw a scene from the Bible story.

Remind kids that Isaac was getting old, Jacob had smooth skin, and Esau was hairy. Suggest that kids draw Jacob giving Esau a bowl of stew, Isaac laying in bed, Isaac working in the home, or Esau out hunting.

**SAY** • Esau gave up his birthright for a bowl of stew, and then **Jacob stole Esau's blessing**. Jacob and Esau both made wrong choices, but God planned for Esau (the older brother) to serve Jacob (the younger brother).

## Journal and prayer (5 minutes)

Distribute journal pages to kids. Provide pencils and prompt kids to list plans they have for the upcoming week or plans they have for their futures.

**SAY** • The plans we make may not always happen. *What can stop God's plan? Nothing can stop God's perfect plan.* We saw this in our Bible story today. Esau traded his birthright for stew and Jacob tricked Isaac to get Esau's blessing. But God's plan all along was for Jacob to have the birthright.

As time allows, challenge kids to complete the "Jacob or Esau?" activity. For each statement, kids will circle the letter under the name of the person described by the statement. The circled letters will spell a word (*birthright*) to complete the sentence.

- black construction paper
- paintbrushes
- sidewalk chalk
- jars of water

- Journal Page
- pencils
- "Jacob or Esau?" activity page

Tip: Give parents this week's *Big Picture Cards for Families* to allow families to interact with the biblical content at home.

## Jacob's New Name

**BIBLE PASSAGE:** Genesis 32–33

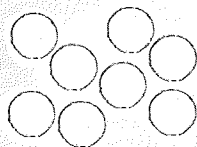
**MAIN POINT:** God changed Jacob's name to Israel, the name of God's covenant people.

**UNIT KEY PASSAGE:** Genesis 26:24

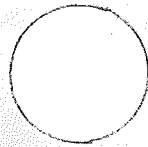
**BIG PICTURE QUESTION:** What can stop God's plan? Nothing can stop God's perfect plan.

2

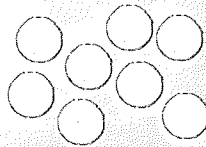
**SMALL GROUP OPENING**  
(10–15 MINUTES)  
PAGE 174



**LARGE BIBLE STUDY**  
(25–30 MINUTES)  
PAGE 176



**SMALL GROUP ACTIVITIES**  
(25–30 MINUTES)  
PAGE 182



### Leader BIBLE STUDY

Jacob found himself stuck between a rock and a hard place. After stealing his older brother's blessing, he fled his home to escape Esau's anger. He spent time with his uncle Laban, got married, and fathered many children. Overall, Jacob prospered, but his time with his uncle Laban did not end well. Laban's sons accused Jacob of taking their father's wealth.

God told Jacob to leave, and Jacob did not hesitate. He gathered his family and all of his possessions and headed home to Canaan with Laban in pursuit. But uncertainty awaited Jacob in his homeland. His brother Esau was there. The last time Jacob saw Esau, Esau wanted to kill him.



God had reaffirmed to Jacob the promise He gave Abraham and Isaac, and He had promised to be with Jacob. But with Laban behind him and Esau before him, how could Jacob possibly survive?

Jacob tried to prepare for his meeting with Esau. He strategically divided his family into separate groups. He sent gifts ahead of them to appease Esau. That night, Jacob anxiously awaited word from Esau, and that is when he encountered the Lord.

Did Jacob win the wrestling match? Was he stronger than the Lord? The victory was ironic; Jacob did not win by strength (God proved His power by crippling Jacob with just a touch) but by confessing his dependence on God's blessing. Jacob had nowhere else to turn. He could not succeed by his own strength. Jacob held onto God and would not let go. God poured out His grace on Jacob. He blessed Jacob and gave him a new name, Israel. From Jacob's descendants—from the nation of Israel—God would bring into the world His Son, Jesus.

Jesus' death and resurrection provided sinful people with the way to be adopted into God's family. When we are adopted into God's family, we also receive a new name: children of God (John 1:12).



**MINISTRY GRID**  
training made simple

Additional resources for each session are available at [gospelproject.com](http://gospelproject.com). For free training and session-by-session help, visit [www.ministrygrid.com/web/thegospelproject](http://www.ministrygrid.com/web/thegospelproject).

# The BIBLE STORY

## Jacob's New Name

*Genesis 32–33*

**God had made a covenant with Jacob's grandfather, Abraham. Then God told His promise to Jacob's father, Isaac. God had a plan for Jacob too.** Even though Jacob was the younger brother, God wanted Jacob to receive the blessing for his family.

**Years before, Jacob tricked his father and his brother; he stole the blessing from Esau. Then Jacob ran away to escape Esau's anger. God met with Jacob and promised to be with him.** After 20 years, **God told Jacob that it was time to go home.**

Jacob began the trip with his family and all of his possessions. Going home meant that Jacob would see his brother Esau again. **Jacob was afraid that Esau would still be angry with him for stealing his blessing.** So Jacob sent messengers to tell Esau that he was coming. When the messengers came back, they told Jacob that Esau was coming to meet Jacob, and he had 400 men with him.

Jacob was very afraid! God had promised that his family would be as numerous as the stars, but how could that happen if Esau was going to kill them all? **Jacob made a plan. He divided his family into two groups. If Esau attacked one group, maybe the other group could escape. Then Jacob asked God to keep His promise.** Jacob prayed, "Please rescue me from my brother Esau."

**Jacob sent a large gift of animals**—goats, sheep, camels, cows, bulls, and donkeys—**to try to make Esau happy.** Maybe then Esau would forgive him.

**That night,** Jacob moved his family across the stream where they might be safer, but Jacob stayed behind. **A man**

appeared. (The man was actually God Himself!) The man wrestled with Jacob all night. Jacob refused to give up, so the man injured Jacob's hip.

"Let Me go. The sun is coming up," the man said.

**But Jacob would not let Him go. "I will not let You go unless You bless me," Jacob said.**

**"Your name will no longer be Jacob," said the man.**

**"Your name will be Israel because you wrestled with God and men, and you have won."** The man blessed Jacob. The sun came up, and Jacob limped because of his hip.

Now Jacob looked and saw Esau and his 400 men coming to meet him. **Jacob went to meet Esau.** He bowed down seven times to show respect to his brother. **Esau ran to Jacob and hugged him. He was not angry anymore.** The two brothers cried together. "Why did you send so many animals ahead of you?" Esau asked.


"I wanted to make you happy," Jacob said."

"I have enough," said Esau. "You keep them."

"Please take my present," said Jacob. "God has given me more than I deserve.

**Esau** agreed to take the gifts, and he **returned to his home. Jacob and his family traveled on to Shechem (SHEK uhm), and Jacob bought land for them to live on. He was finally home in the land God had promised him.**

*Christ Connection: God changed Jacob's life and gave him a new name, Israel. Jesus came so that we might have a changed life, forgiven of sin. (2 Corinthians 5:17) Jesus' death and resurrection provided sinful people with the way to be adopted into God's family. When we are adopted into the family of God we also receive a new name—children of God (John 1:12).*



**WANT TO  
DISCOVER  
GOD'S WORD?  
GET  
BIBLE EXPRESS!**

Invite kids to check out this week's devotionals to discover that Jacob gave gifts to Esau generously because God had blessed Jacob and had given him grace. (Gen. 33:11)  
Order in bulk, subscribe quarterly, or purchase individually. For more information, check out [www.lifeway.com/devotionals](http://www.lifeway.com/devotionals).

# Small Group OPENING

**SESSION TITLE:** Jacob's New Name

**BIBLE PASSAGE:** Genesis 32–33

**MAIN POINT:** God changed Jacob's name to Israel, the name of God's covenant people.

**UNIT KEY PASSAGE:** Genesis 26:24

**BIG PICTURE QUESTION:** What can stop God's plan? Nothing can stop God's perfect plan.

---

## Welcome time

Greet each kid as he or she arrives. Use this time to collect the offering, fill out attendance sheets, and help new kids connect to your group. Prompt kids to share their favorite names. What would they name a new sibling or pet?

## Activity page (5 minutes)

- "What Can Stop God's Plan?" activity page, 1 per kid
- pencils or markers

Give each kid an activity page and a pencil or marker. Review the big picture question and answer together. Instruct kids to put their pencil on the first letter of the puzzle, *N*. Kids should follow the letters of the big picture answer to reach the end.

**SAY** • *What can stop God's plan? Nothing can stop God's perfect plan.*

## Session starter (10 minutes)

**OPTION 1:** Out of strength

Invite a volunteer to come to the front of the room. Ask him how long he thinks he can hold up two heavy books.

Instruct the volunteer to stand with his arms out to the side, palms up. Carefully place a heavy book (for example, a Bible) on each palm. See how long the volunteer can hold up the books. You may use a timer to record his time.



LOW PREP

- heavy books, 2
- timer (optional)

Tip: Use books weighing less than 2 pounds.

Choose new volunteers to try to beat the first player's time. Be ready to assist kids who are ready to drop the books when their strength runs out.

**SAY** • In today's Bible story, Jacob wrestled with a man all night. By the morning, Jacob was exhausted! But he would not let go. We'll listen to the Bible story to find out what happened next.

### **OPTION 2:** New name game

For each kid, punch holes in the top corners of an index card. Thread a 2-foot piece of yarn through the holes and knot the ends. Invite each kid to write a name on a card and wear it around her neck. Encourage kids to pick names that are not their own.

- index cards
- hole punch
- yarn
- markers

At your signal, kids should begin introducing themselves to each other. Two kids will shake hands.

1. The first person says, "Hi, my name is [*new name*]."
2. The second says, "Hi, my name is [*new name*]."
3. The first person says, "Nice to meet you." The second says, "Nice to meet you too."
4. The first person says, "See you later." The second says, "Bye!"

After the exchange, the partners split up and find someone else to introduce themselves to. Challenge kids to introduce themselves to as many people as time allows.

**SAY** • Today's Bible story is about Jacob. Isaac and Rebekah named their son Jacob because the name *Jacob* means "He Grasps the Heel." But God gave Jacob a new name. We'll find out soon what his new name was.

Option: Hide the name tags and challenge kids to identify friends by their new names.

## **Transition to large group**

# Large Group LEADER

**SESSION TITLE:** Jacob's New Name

**BIBLE PASSAGE:** Genesis 32–33

**MAIN POINT:** God changed Jacob's name to Israel, the name of God's covenant people.

**UNIT KEY PASSAGE:** Genesis 26:24

**BIG PICTURE QUESTION:** What can stop God's plan? Nothing can stop God's perfect plan.

---

## Countdown

- countdown video

Show the countdown video as your kids arrive, and set it to end as large group time begins.

## Introduce the session (2 minutes)

- leader attire
- empty water bottles

*[Large Group Leader enters, struggling to carry several empty water bottles. Just as the leader reaches the front of the room, he or she drops the water bottles and they scatter all over the floor.]*

**LEADER** • Yikes! Hey there, will one or two of you help me pick up these water bottles? Oh, thank you so much! You know, this job as assistant to the assistant coach isn't as great as I thought it would be. I know what I'm doing is important; I mean *somebody* needs to fill up these water bottles or the players will get really thirsty! So I'm glad I can help.

Do any of you like to play basketball? How do you feel if you've been running up and down a court and you don't have a break? You get really tired! You might run out of energy and just collapse! That is almost what happened to Jacob in today's Bible story. He wasn't playing basketball, though. He was wrestling, and he was exhausted! Are you ready to hear today's Bible story?

## Giant timeline (2 minutes)

Point to the giant timeline to review previous Bible stories. Remind kids of God's promise to Abraham, Isaac, and Jacob. Then review last week's story, "The Stolen Blessing."

• Giant Timeline

**LEADER** • Jacob was in a difficult situation. He stole his brother Esau's blessing, and Esau was so angry that Jacob had to leave home so that Esau would not kill him. So Jacob went to stay with his uncle Laban. Jacob got married and had children. Finally, God told Jacob it was time to go home. Jacob had not seen his brother, Esau, in many years! Would Esau still be angry? Would he still want to hurt Jacob?

## Big picture question (1 minute)

**LEADER** • God had big plans for Jacob. Do you think Jacob ruined his future by stealing his brother's blessing? Do you think God had to come up with a new plan for Jacob? No! ***What can stop God's plan?*** Can anyone tell me the answer to our big picture question? ***What can stop God's plan? Nothing can stop God's perfect plan.***

## Tell the Bible story (10 minutes)

Open your Bible to Genesis 32–33. Tell the Bible story in your own words, or show the video "Jacob's New Name."

**LEADER** • Jacob had grown up away from his home. He got married, had children, and owned a lot of possessions. Moving day was a big deal, and he didn't have a truck to carry everything! As Jacob got close to home, he worried that Esau would attack him. So he sent messengers and gifts ahead to please Esau.

The night before Jacob met with Esau, a man

- Bibles
- "Jacob's New Name" video
- Big Picture Question Poster
- Bible Story Picture Poster

appeared to Jacob. The man was actually God Himself! They wrestled, and finally, God told Jacob, “You wrestled with God and men, and you have won.” Was Jacob stronger than God? Did he pin God in a wrestling match? Impossible!

Jacob did not win a physical fight; he “won” because he learned that he was not strong on his own. He held onto God and asked for a blessing. Jacob knew he was weak, and he needed God. God had injured Jacob’s hip, and Jacob limped the rest of his life. He probably never forgot about his encounter with God.

Esau was happy to see Jacob, and Jacob moved with his family to the land God had promised. Jacob’s family would become the nation of Israel, God’s covenant people.

### **Sing (4 minutes)**

• “Rest in His Promise” song

**LEADER** • Jacob must have been exhausted after wrestling all night. The Bible says that Jacob wrestled with God! Jacob refused to give up. Do you think Jacob was stronger than God? No way!

Even with an injured hip, Jacob would not let go. He wanted God’s blessing. He needed God’s blessing. God gave Jacob a new name, Israel. From Jacob’s descendants—from the nation of Israel—God would send His Son, Jesus, into the world. Let’s sing.

Sing together “Rest in His Promise.”



## Discussion starter video (4 minutes)

**LEADER** • Have you ever pretended to be somebody else? What makes you *you*? Think about it while we watch this video.

• “Unit 3, Session 2”  
discussion starter  
video

Show the “Unit 3, Session 2” discussion starter video.

Guide kids to discuss identities as you give the following prompts:

- Did Samuel become Emiliano when he put on his name tag?
- Does your name make you who you are? Does changing your name change who you are?
- How can we recognize someone has changed?

Explain that when God changed Jacob’s name to Israel, God changed more than Jacob’s name. He changed Jacob’s heart. Jacob’s actions showed that he was different.

**LEADER** • The Bible says that people who sin are enemies of God. [*See Rom. 5:10.*] But Jesus died to bring us back to God. When we trust in Jesus as Lord and Savior, God adopts us into His family. He gives us a new name—children of God!

## The Gospel: God’s Plan for Me (optional)

Use Scripture and the guide provided with this session to explain to boys and girls how to become a Christian. Assign individuals to meet with kids who have more questions.

Encourage boys and girls to ask their parents, small group leaders, or other Christian adults any questions they may have about becoming a Christian.



LOW PREP

- pens or pencils
- index cards
- tape
- markers

## Activity choice (10 minutes)

### OPTION 1: Name flag acrostics

Give each kid a pen or pencil. Distribute index cards and markers. Instruct kids to write their names vertically on the flag. Encourage them to list things about themselves using the letters in their names. Example:

**C**aring  
**A**wesome  
**L**oves music  
**E**ight years old  
**B**rown eyes

Demonstrate how to tape the short side of the index card to the non-writing end of a pen or pencil. The pen and card will form a flag.

**SAY** • God changed Jacob’s name, which meant “one who takes by the heel” to *Israel*, which means “he who strives with God.” **God changed Jacob’s name to Israel, the name of God’s covenant people.**

### OPTION 2: Color-changing milk

Conduct the following experiment to demonstrate change.

Invite kids to gather around as you follow each step.

1. Cover the bottom of a plate with a thin layer of milk.
2. Allow the milk to settle. Then add a few drops of food color in the center of the milk.
3. Dip the end of a cotton swab into dish soap, and then hold the swab into the milk at the center of the plate for 10 to 15 seconds.

The food color in the milk should appear to move around as soon as the dish soap is added. Invite kids to describe the change. What did they see?

If kids desire an explanation, tell them that the dish soap

bonds with (holds tight to) the fat in the milk. This strong bond pushes out the water and the food color. Everything else moves out of the way for the soap and fat bond.

**SAY** • *God changed Jacob's name to Israel, the name of God's covenant people.* From Jacob's descendants—from the nation of Israel—God would bring into the world His Son, Jesus. Jesus' death and resurrection provided sinful people with the way to be adopted into God's family.

- When we are adopted into God's family, we also receive a new name: children of God.

Option: Review the gospel with boys and girls. Explain that kids are welcome to speak with you or another teacher if they have questions.

### Journal and prayer (5 minutes)

Give each kid the journal page and a pencil. Suggest that kids list things about themselves that make them unique. What makes them different from their friends or siblings?

**SAY** • What makes you *you*? Your interests or hobbies or likes and dislikes might help describe you, but if you are a believer, your true identity is *child of God*. When we receive God's invitation into His family by trusting in Jesus, He doesn't only change our names; He changes our hearts.

Invite kids to share prayer requests. Then choose one or two volunteers to lead the group in prayer.

If time remains, invite kids to complete the "Name Changers" activity to discover Jacob's new name. (*Israel*) Encourage kids to figure out the code. (The first letter of each item goes in the blank. For example, snake = S.) Remind kids that **God changed Jacob's name to Israel, the name of God's covenant people.**

- Journal Page
- pencils
- "Name Changers" activity page, 1 per kid

Tip: Give parents this week's *Big Picture Cards for Families* to allow families to interact with the biblical content at home.