


THE GOSPEL


GOD'S PLAN for US

The gospel is the good news, the message about Christ, the kingdom of God, and salvation. Use these prompts to share the gospel with your kids.




GOD RULES.

Ask: "Who is in charge at home?" Explain that because God created everything, He is in charge of everything. Read Revelation 4:11.




WE SINNED.

Ask: "Have you ever done something wrong?" Tell kids that everyone sins, or disobeys God. Our sin separates us from God. Read Romans 3:23.




GOD PROVIDED.

Explain that God is holy and must punish sin. God sent His Son, Jesus, to take the punishment we deserve. Read John 3:16.



JESUS GIVES.

Ask: "What is the best gift you've ever received?" Say that Jesus took our punishment for sin by giving His life, and He gives us His righteousness. God sees us as if we lived the perfect life Jesus lived. This is the best gift ever! Read 2 Corinthians 5:21.



WE RESPOND.

Explain that everyone has a choice to make. Ask: "Will you trust Jesus as your Savior and Lord? You can turn from self and sin and turn to Jesus." Read Romans 10:9-10.

Bible Study at a Glance



Leader Bible Study

Familiarize yourself with the content and context of the Bible story and how it relates to God's plan of redemption.

Preparation

Pray for your kids and contact families during the week. Gather and prepare session materials.

Pray for your kids

Send a parent e-mail

Print/download printables

Assemble supplies

Prepare videos

Opening Activities

Activity Page

Small Group Opening

Engage kids and introduce the day's Bible story.

Say what?

Use the suggested "Say" dialogue to easily move between segments.

Large Group Leader

Communicate the day's Bible story and discover God's big story.

Sing

Big Picture Question

Giant Timeline

Key Passage & Bible Skill

Bible Story

Discussion Starter



Suggested times

The times provided allow you to complete the session plan in an hour and fifteen minutes. Lengthen or shorten the session as needed.

4. Allow kids to use markers to decorate their blessing books. As kids work, read Genesis 12:1-3 to remind kids of God's promise to Abraham.

SAY • God promised to bless the whole world through Abraham's family. **God reminded Abraham's family that He always keeps His promises.** Jesus was born into Abraham's family. Through His sacrifice on the cross, people are blessed with salvation from sin.

When you give someone this coupon book, be sure to keep the promises you made. Point out the verse you wrote on the back and tell them how they can be blessed the most by trusting in Jesus!

Journal and prayer (5 minutes)

Give each kid the journal page and a pencil. Point out that after God made a promise with Abraham, He gave the promise to Isaac and Jacob, too. Jacob saw God in his dream, and God said, "I am with you and will watch over you wherever you go."

SAY • God is the God of Abraham, Isaac, and Jacob. Do you know if any other members of your family are believers? Are your parents or grandparents? List their names or draw their pictures on the journal page.

Lead kids to pray for their family members, thanking God for blessing their families through Jesus. Pray that everyone in their families would trust in Jesus as Lord and Savior.

As time allows, lead kids to complete "Jacob's Poem" on the activity page. Kids should use the words from the word bank to fill in the blanks and review the Bible story. (Answers, in order: *promise, prayed, covenant, family, Isaac, Esau, stone, God*)

- Journal Page
- pencils
- "Jacob's Poem" activity page, 1 per kid

Tip: Give parents this week's *Big Picture Cards for Families* to allow families to interact with the biblical content at home.

Unit 3: God the Covenant-Keeper

Unit Description:


God remained faithful to the covenant He made with Abraham and renewed His promises to Jacob despite Jacob's sin. God used Joseph to provide for the people of Israel and bring them into Egypt, which also set the stage for a glorious demonstration of God's power to deliver.

Unit Key Passage:

Genesis 26:24

Big Picture Question:

What can stop God's plan? Nothing can stop God's perfect plan.



Unit 3: God the Covenant-Keeper

Session 1:

Bible Story:

The Stolen Blessing

Bible Passage:

Genesis 25:27-34; 27:1-45

Main Point:

Jacob stole Esau's blessing.

Session 4:

Bible Story:

Joseph's Dreams Came True

Bible Passage:

Genesis 42:1-46:34; 50:15-21

Main Point:

God sent Joseph to Egypt to establish a remnant.

Session 2:

Bible Story:

Jacob's New Name

Bible Passage:

Genesis 32-33

Main Point:

God changed Jacob's name to Israel, the name of God's covenant people.

Session 3:

Bible Story:

Joseph Sent to Egypt

Bible Passage:

Genesis 37:1-36; 39:1-41:57

Main Point:

God used Joseph's suffering for good.

The Stolen Blessing

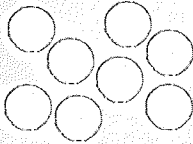
BIBLE PASSAGE: Genesis 25:27-34; 27:1-45

MAIN POINT: Jacob stole Esau's blessing.

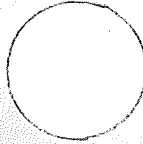
UNIT KEY PASSAGE: Genesis 26:24

BIG PICTURE QUESTION: What can stop God's plan? Nothing can stop God's perfect plan.

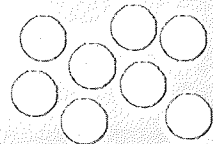
SMALL GROUP OPENING
(10-15 MINUTES)
PAGE 158



LARGE BIBLE STUDY
(25-30 MINUTES)
PAGE 160



SMALL GROUP ACTIVITIES
(25-30 MINUTES)
PAGE 166



Leader BIBLE STUDY

Isaac was the son of promise, a gift to Abraham and Sarah in their old age. By God's covenant with Abraham, Isaac was Abraham and Sarah's hope for descendants as numerous as the stars. When Isaac grew up, he married Rebekah. Then he prayed for a child.

Rebekah became pregnant with not just one baby, but two! Her twin boys wrestled inside her, and she asked the Lord, "Why is this happening to me?"

God explained His plan for the twins. The boys' families would become two nations (from Esau, the nation of Edom; from Jacob, the nation of Israel), one stronger than the

bonds with (holds tight to) the fat in the milk. This strong bond pushes out the water and the food color. Everything else moves out of the way for the soap and fat bond.

SAY • *God changed Jacob's name to Israel, the name of God's covenant people.* From Jacob's descendants—from the nation of Israel—God would bring into the world His Son, Jesus. Jesus' death and resurrection provided sinful people with the way to be adopted into God's family.

- When we are adopted into God's family, we also receive a new name: children of God.

Journal and prayer (5 minutes)

Give each kid the journal page and a pencil. Suggest that kids list things about themselves that make them unique. What makes them different from their friends or siblings?

SAY • What makes you *you*? Your interests or hobbies or likes and dislikes might help describe you, but if you are a believer, your true identity is *child of God*. When we receive God's invitation into His family by trusting in Jesus, He doesn't only change our names; He changes our hearts.

Invite kids to share prayer requests. Then choose one or two volunteers to lead the group in prayer.

If time remains, invite kids to complete the "Name Changers" activity to discover Jacob's new name. (*Israel*) Encourage kids to figure out the code. (The first letter of each item goes in the blank. For example, snake = S.) Remind kids that **God changed Jacob's name to Israel, the name of God's covenant people.**

Option: Review the gospel with boys and girls. Explain that kids are welcome to speak with you or another teacher if they have questions.

- Journal Page
- pencils
- "Name Changers" activity page, 1 per kid

Tip: Give parents this week's *Big Picture Cards for Families* to allow families to interact with the biblical content at home.

Joseph Sent to Egypt

BIBLE PASSAGE: Genesis 37:1-36; 39:1-41:57

MAIN POINT: God used Joseph's suffering for good.

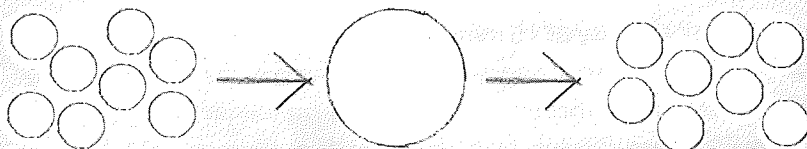
KEY PASSAGE: Genesis 26:24

BIG PICTURE QUESTION: What can stop God's plan? Nothing can stop God's perfect plan.

SMALL GROUP OPENING
(10-15 MINUTES)
PAGE 190

LARGE BIBLE STUDY
(25-30 MINUTES)
PAGE 192

SMALL GROUP ACTIVITIES
(25-30 MINUTES)
PAGE 198



Leader BIBLE STUDY

Jacob grew up in strife with his twin brother, Esau. He deceived his father, Isaac, to steal Esau's blessing. Then he spent many years away from his family to avoid Esau's anger. God spoke to Jacob in a dream and reaffirmed to Jacob the promise He gave to Abraham and Isaac. Finally, God called Jacob home to the land of Canaan. God blessed Jacob and changed his name to Israel.

Jacob had 12 sons. They would become the leaders of the tribes of Israel. But Jacob's favorite son was Joseph. Joseph was the son of Rachel, Jacob's favorite wife, and Jacob didn't hide his favoritism. He gave Joseph a gift that his other sons did not get: a beautiful coat of many colors.

Of course, this did not endear Joseph to his siblings. Neither did Joseph's announcement that God had spoken to him in dreams—dreams that revealed that one day everyone in Joseph's family would bow down to him. Joseph's brothers planned evil against him, and Joseph ended up in a hole in the ground. Then he was sent to Egypt and was accused of a crime he did not commit.

Maybe Joseph felt alone in the pit and in prison. Did God forget Joseph? No. God was with Joseph, and He had a wonderful plan. God raised up Joseph into a position of power in Egypt. God used Joseph to establish a remnant—a small, surviving group of His people. Centuries later, God sent His Son, Jesus, into the world as part of that family.

Jesus experienced true loneliness and ultimate suffering as He died on the cross for our sins. God raised Jesus from the dead. When we trust in Him, God forgives our sin. We won't experience true loneliness because Jesus promised to always be with us. (Matt. 28:20) And compared to the weight of glory awaiting believers, our suffering on earth is "momentary light affliction" (2 Cor. 4:17).

God is in control of our lives, and He uses suffering and injustice to accomplish His plans in and through us. We can trust God's faithfulness. Through all circumstances, God's will prevails—all for His glory and our good.



MINISTRY GRID
training made simple

Additional resources for each session are available at gospelproject.com. For free training and session-by-session help, visit www.ministrygrid.com/web/thegospelproject.

Large Group LEADER

SESSION TITLE: Joseph Sent to Egypt

BIBLE PASSAGE: Genesis 37:1-36; 39:1-41:57

MAIN POINT: God used Joseph's suffering for good.

KEY PASSAGE: Genesis 26:24

BIG PICTURE QUESTION: What can stop God's plan? Nothing can stop God's perfect plan.

Countdown

• countdown video

Show the countdown video as your kids arrive, and set it to end as large group time begins.

Introduce the session (3 minutes)

• leader attire
• gym towel
• sweatband

[Large Group Leader enters quickly, slightly out of breath. A gym towel is draped over the leader's shoulders and a sweatband is around his or her head.]

LEADER • Hey, everyone! I sure am glad to see you. But I'm afraid have some bad news about the big game. We are in the third quarter of the semi-final, and the opposing team is up by 16 points. I really hope things can turn around. The team could really use another win. If they beat this team, they will make it to the final game, and then if they win that game, they will be champions! Hurray!

You know, sometimes good things do come out of bad situations. That reminds me of today's Bible story. Let's get started.

Giant timeline (1 minute)

• Giant Timeline

Point to the giant timeline to review previous Bible stories. Remind kids that God made a covenant with Abraham,

and God repeated the promise to Abraham's son Isaac and grandson Jacob.

LEADER • Jacob grew up, and God changed Jacob's name to Israel, the name of God's covenant people. Jacob got married and had 12 sons. Yes, 12! One of his sons was named Joseph. Today's Bible story is called "Joseph Sent to Egypt."

Big picture question (1 minute)

LEADER • I wonder why Joseph went to Egypt. As you listen to the story, keep in mind our big picture question, *What can stop God's plan? Nothing can stop God's perfect plan.*

Tell the Bible story (10 minutes)

Open your Bible to Genesis 12:1-3; 15:1-21; 17:1-9. Tell the Bible story in your own words, or show the Bible story video "Joseph Sent to Egypt."

Encourage kids to show emotions as you talk about the Bible story. When they hear about something happy that happened to Joseph, they should smile. When they hear about something sad, they should frown.

LEADER • Can you imagine how Joseph felt when his brothers threw him into a pit and then sold him to travelers going to Egypt? Joseph was probably glad just to be alive, but he probably missed his father.

In Egypt, Joseph worked for Potiphar, an Egyptian leader. God was with Joseph and made him successful. So Potiphar promoted Joseph to be his personal assistant. Just when things were looking up, Potiphar's wife accused Joseph of doing something he didn't do. So Potiphar put Joseph in jail.

- Bibles
- "Joseph Sent to Egypt" video
- Big Picture Question Poster
- Bible Story Picture Poster

Small Group LEADER

SESSION TITLE: Joseph Sent to Egypt

BIBLE PASSAGE: Genesis 37:1-36; 39:1-41:57

MAIN POINT: God used Joseph's suffering for good.

UNIT KEY PASSAGE: Genesis 26:24

BIG PICTURE QUESTION: What can stop God's plan? Nothing can stop God's perfect plan.

Key passage activity (5 minutes)

- Key Passage Poster
- rubber or foam ball

Show the key passage poster and lead boys and girls to read it aloud together. Instruct kids to stand in a circle. Give one kid a ball. Prompt him to say the first word of the key passage. Then invite him to toss the ball to another player.

Kids should continue passing the ball, saying one word of the verse at a time. As kids master the verse, encourage them to pass the ball more quickly. For an added challenge, randomly call out, "Stop!" and guide the player holding the ball to recite the entire key passage.

SAY • In this verse, God was speaking to Abraham's son, Isaac. God was working out His plan to grow Abraham's family. Joseph was Abraham's great-grandson. Even though Joseph's brothers sent him away to Egypt, God was with Joseph and **God used Joseph's suffering for good.**

Encourage kids to work on memorizing Genesis 26:24 during the week. Remind them that God is with them, too.

- Bibles, 1 per kid
- Main Point Poster
- red construction paper squares
- green construction paper squares

Bible story review & Bible skills (10 minutes)

Give each kid a Bible, a red square, and a green square.

Explain that you will read a sentence about the Bible story.

If kids think the story is true, they should hold up the green

square. If they think it is false, they should hold up the red square. Call on a kid holding the correct square to find and read the corresponding verse from the Bible.

1. Jacob's favorite son was Benjamin.
(false, Joseph; Gen. 37:3)
2. Joseph's brothers loved Joseph.
(false, they hated him; Gen. 37:4)
3. Joseph had a dream about grain bowing down.
(true, Gen. 37:6-7)
4. Joseph's dreams meant Joseph would rule over his family. *(true, Gen. 37:8-10)*
5. Joseph's brothers threw him into a deep pond.
(false, an empty pit; Gen. 37:23-24)
6. Joseph was sold to people traveling to Bethlehem.
(false, Egypt; Gen. 37:28)
7. Joseph was in prison with the king's cupbearer and baker. *(true, Gen. 40:2-3)*
8. Pharaoh had a dream about seven healthy crocodiles.
(false, cows; Gen. 41:1-4)
9. Pharaoh made Joseph second in command in all of Egypt. *(true, Gen. 41:40)*
10. Joseph stored up gold in Egypt.
(false, food; Gen. 41:48)

SAY • Joseph was a young man when his brothers sent him away to Egypt. He spent two years in jail. Everything seemed to be going wrong! But God was with Joseph, and Pharaoh put Joseph in a position of power so he could store up food for the famine. **God used Joseph's suffering for good.**

Activity choice (10 minutes)

OPTION 1: Brothers echo game

Invite a volunteer to read the names of Jacob's 12 sons from Genesis 35:23-26. Be prepared to assist with pronunciation:

1. Reuben (*RHOO ben*)
2. Simon (*SIGH muhn*)
3. Levi (*LEE vigh*)
4. Judah (*JOO duh*)
5. Issachar (*ISS uh KAHR*)
6. Zebulun (*ZEB yoo luhn*)
7. Joseph (*JOH zif*)
8. Benjamin (*BEN juh min*)
9. Dan (*DAN*)
10. Naphtali (*NAF tuh ligh*)
11. Gad (*GAD*)
12. Asher (*ASH uhr*)

Read the names again slowly. Encourage kids to pay close attention to the names of Joseph's brothers. Then call out a name. Instruct kids to echo by repeating the name; boys repeat the name first, and then girls repeat it quietly.

Randomly call out names like *Noah*, *David*, or *Paul*. Any kids who echo a name that does not belong to Joseph or his brothers must sit down. Play until one or two kids remain.

SAY • Joseph's brothers decided to throw Joseph into a pit, and then they sold him to some travelers going to Egypt. Joseph's brothers rejected him, but God had a plan to use Joseph to help the brothers and their families. **God used Joseph's suffering for good.**

God blessed Joseph so that he rose to a position of great authority. God used Joseph to help his family and many others. Like Joseph, Jesus gave up His position of authority to be the Savior of the world.

Option: Review the gospel with boys and girls. Explain that kids are welcome to speak with you or another teacher if they have questions.

OPTION 2: Care for people who suffer

Invite kids to create care bags for people who may feel alone or who may be suffering. Provide markers for kids to decorate paper bags. Remind them that Jacob gave Joseph a colorful coat; suggest they color the bags like Joseph's coat.

Kids may also write encouraging notes or the big picture answer: ***Nothing can stop God's perfect plan.***

Help kids fill the bags with various care items such as toiletries, hard candy, puzzle books, and so forth. Consider including a handmade card or providing information about your church.

Arrange to deliver care bags to a local hospital, nursing home, or assisted living center this week.

SAY • God cares about people who are suffering. We can pray for people who are suffering and serve them. Suffering is hard, but we can trust that God is in control. **God used Joseph's suffering for good**, and He can use others' suffering for good too.

Journal and prayer (5 minutes)

Distribute journal pages and pencils. Lead kids to draw a picture of Joseph when he first arrived in Egypt and a picture of Joseph after he was given a position of power in Egypt. Point out that God was with Joseph in Egypt.

SAY • When we suffer or when others suffer, we can trust that God is in control of all things. He is good.

Let's pray. Father, You are good. Comfort us when we suffer. Help us to trust You. We love You. Amen.

Challenge kids to unscramble the words on the activity page to discover the main point: **God used Joseph's suffering for good.**

- lunch-size paper bags
- markers
- care items: tissues, toiletries, hard candy, puzzle books, and so on

- Journal Page
- pencils
- "Evil for Good" activity page, 1 per kid

Tip: Give parents this week's *Big Picture Cards for Families* to allow families to interact with the biblical content at home.