


THE GOSPEL


GOD'S PLAN for US

The gospel is the good news, the message about Christ, the kingdom of God, and salvation. Use these prompts to share the gospel with your kids.




GOD RULES.

Ask: "Who is in charge at home?" Explain that because God created everything, He is in charge of everything. Read Revelation 4:11.




WE SINNED.

Ask: "Have you ever done something wrong?" Tell kids that everyone sins, or disobeys God. Our sin separates us from God. Read Romans 3:23.



GOD PROVIDED.

Explain that God is holy and must punish sin. God sent His Son, Jesus, to take the punishment we deserve. Read John 3:16.



JESUS GIVES.

Ask: "What is the best gift you've ever received?" Say that Jesus took our punishment for sin by giving His life, and He gives us His righteousness. God sees us as if we lived the perfect life Jesus lived. This is the best gift ever! Read 2 Corinthians 5:21.



WE RESPOND.

Explain that everyone has a choice to make. Ask: "Will you trust Jesus as your Savior and Lord? You can turn from self and sin and turn to Jesus." Read Romans 10:9-10.

Bible Study at a Glance



Leader Bible Study

Familiarize yourself with the content and context of the Bible story and how it relates to God's plan of redemption.

Preparation

Pray for your kids and contact families during the week. Gather and prepare session materials.

Pray for your kids

Send a parent e-mail

Print/download printables

Assemble supplies

Prepare videos

Opening Activities

Activity Page

Small Group Opening

Engage kids and introduce the day's Bible story.

Say what?

Use the suggested "Say" dialogue to easily move between segments.

Large Group Leader

Communicate the day's Bible story and discover God's big story.

Sing

Big Picture Question

Giant Timeline

Key Passage & Bible Skill

Bible Story

Discussion Starter



Suggested times

The times provided allow you to complete the session plan in an hour and fifteen minutes. Lengthen or shorten the session as needed.

4. Allow kids to use markers to decorate their blessing books. As kids work, read Genesis 12:1-3 to remind kids of God's promise to Abraham.

SAY • God promised to bless the whole world through Abraham's family. **God reminded Abraham's family that He always keeps His promises.** Jesus was born into Abraham's family. Through His sacrifice on the cross, people are blessed with salvation from sin.

When you give someone this coupon book, be sure to keep the promises you made. Point out the verse you wrote on the back and tell them how they can be blessed the most by trusting in Jesus!

Journal and prayer (5 minutes)

Give each kid the journal page and a pencil. Point out that after God made a promise with Abraham, He gave the promise to Isaac and Jacob, too. Jacob saw God in his dream, and God said, "I am with you and will watch over you wherever you go."

SAY • God is the God of Abraham, Isaac, and Jacob. Do you know if any other members of your family are believers? Are your parents or grandparents? List their names or draw their pictures on the journal page.

Lead kids to pray for their family members, thanking God for blessing their families through Jesus. Pray that everyone in their families would trust in Jesus as Lord and Savior.

As time allows, lead kids to complete "Jacob's Poem" on the activity page. Kids should use the words from the word bank to fill in the blanks and review the Bible story. (Answers, in order: *promise, prayed, covenant, family, Isaac, Esau, stone, God*)

- Journal Page
- pencils
- "Jacob's Poem" activity page, 1 per kid

Tip: Give parents this week's *Big Picture Cards for Families* to allow families to interact with the biblical content at home.

Unit 3: God the Covenant-Keeper

Unit Description:


God remained faithful to the covenant He made with Abraham and renewed His promises to Jacob despite Jacob's sin. God used Joseph to provide for the people of Israel and bring them into Egypt, which also set the stage for a glorious demonstration of God's power to deliver.

Unit Key Passage:

Genesis 26:24

Big Picture Question:

What can stop God's plan? Nothing can stop God's perfect plan.



Unit 3: God the Covenant-Keeper

Session 1:

Bible Story:

The Stolen Blessing

Bible Passage:

Genesis 25:27-34; 27:1-45

Main Point:

Jacob stole Esau's blessing.

Session 4:

Bible Story:

Joseph's Dreams Came True

Bible Passage:

Genesis 42:1-46:34; 50:15-21

Main Point:

God sent Joseph to Egypt to establish a remnant.

Session 2:

Bible Story:

Jacob's New Name

Bible Passage:

Genesis 32-33

Main Point:

God changed Jacob's name to Israel, the name of God's covenant people.

Session 3:

Bible Story:

Joseph Sent to Egypt

Bible Passage:

Genesis 37:1-36; 39:1-41:57

Main Point:

God used Joseph's suffering for good.

The Stolen Blessing

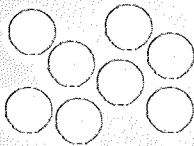
BIBLE PASSAGE: Genesis 25:27-34; 27:1-45

MAIN POINT: Jacob stole Esau's blessing.

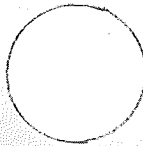
UNIT KEY PASSAGE: Genesis 26:24

BIG PICTURE QUESTION: What can stop God's plan? Nothing can stop God's perfect plan.

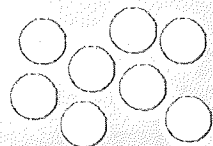
SMALL GROUP OPENING
(10-15 MINUTES)
PAGE 158



LARGE BIBLE STUDY
(25-30 MINUTES)
PAGE 160



SMALL GROUP ACTIVITIES
(25-30 MINUTES)
PAGE 166



Leader BIBLE STUDY

Isaac was the son of promise, a gift to Abraham and Sarah in their old age. By God's covenant with Abraham, Isaac was Abraham and Sarah's hope for descendants as numerous as the stars. When Isaac grew up, he married Rebekah. Then he prayed for a child.

Rebekah became pregnant with not just one baby, but two! Her twin boys wrestled inside her, and she asked the Lord, "Why is this happening to me?"

God explained His plan for the twins. The boys' families would become two nations (from Esau, the nation of Edom; from Jacob, the nation of Israel), one stronger than the

OPTION 2: Care for people who suffer

Invite kids to create care bags for people who may feel alone or who may be suffering. Provide markers for kids to decorate paper bags. Remind them that Jacob gave Joseph a colorful coat; suggest they color the bags like Joseph's coat.

Kids may also write encouraging notes or the big picture answer: ***Nothing can stop God's perfect plan.***

Help kids fill the bags with various care items such as toiletries, hard candy, puzzle books, and so forth. Consider including a handmade card or providing information about your church.

Arrange to deliver care bags to a local hospital, nursing home, or assisted living center this week.

SAY • God cares about people who are suffering. We can pray for people who are suffering and serve them. Suffering is hard, but we can trust that God is in control. **God used Joseph's suffering for good**, and He can use others' suffering for good too.

Journal and prayer (5 minutes)

Distribute journal pages and pencils. Lead kids to draw a picture of Joseph when he first arrived in Egypt and a picture of Joseph after he was given a position of power in Egypt. Point out that God was with Joseph in Egypt.

SAY • When we suffer or when others suffer, we can trust that God is in control of all things. He is good.

Let's pray. Father, You are good. Comfort us when we suffer. Help us to trust You. We love You. Amen.

Challenge kids to unscramble the words on the activity page to discover the main point: **God used Joseph's suffering for good.**

- lunch-size paper bags
- markers
- care items: tissues, toiletries, hard candy, puzzle books, and so on

- Journal Page
- pencils
- "Evil for Good" activity page, 1 per kid

Tip: Give parents this week's *Big Picture Cards for Families* to allow families to interact with the biblical content at home.

Joseph's Dreams Came True

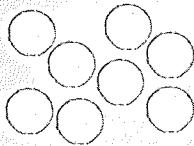
BIBLE PASSAGE: Genesis 42:1–46:34; 50:15-21

MAIN POINT: God sent Joseph to Egypt to establish a remnant.

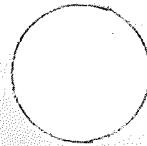
UNIT KEY PASSAGE: Genesis 26:24

BIG PICTURE QUESTION: What can stop God's plan? Nothing can stop God's perfect plan.

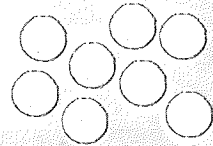
SMALL GROUP OPENING
(10–15 MINUTES)
PAGE 206



LARGE BIBLE STUDY
(25–30 MINUTES)
PAGE 208



SMALL GROUP ACTIVITIES
(25–30 MINUTES)
PAGE 214



Leader BIBLE STUDY

Jacob and his family lived in Canaan, but someone was missing. Jacob's favorite son, Joseph, was in Egypt. Unbeknownst to Jacob, Joseph had been elevated to a position of power. So when a famine came to Canaan and Jacob sent his sons to Egypt for grain, he had no idea that the journey would lead to a family reunion.

Ten of Jacob's sons went to Egypt to buy grain. They went to Joseph, who was in charge of distributing the food. Joseph recognized his brothers immediately, but they did not recognize him. Joseph put his brothers through a series of tests. He accused them of being spies and required them to return with their youngest brother, Benjamin.

Jacob was hesitant to let his sons return to Egypt for more grain, especially with Benjamin in tow. He reluctantly let Benjamin go with Judah's promise of protection for him. After the heartbreak of losing his favorite son, Jacob could not stand the thought of losing his youngest.

Finally, Joseph revealed his identity to his brothers. They must have been in awe that the brother they assumed was dead was in fact alive! And a powerful leader in Egypt! Would Joseph use his power to rescue his family from the famine? Or would he avenge his brothers' evil against him?

Joseph explained why God allowed him to be taken to Egypt. Even though his brothers intended harm, God intended his good. Joseph told his family to come to Egypt where they could thrive. Little did Joseph know, his brothers and their families would be enslaved in Egypt for the next 400 years.

Before he died, Joseph reminded his brothers of God's promise to their family. "God will certainly come to your aid and bring you up from this land to the land He promised Abraham, Isaac, and Jacob" (Gen. 50:24). Despite Egyptian oppression, Jacob's descendants multiplied. God kept His promise, and through the nation of Israel, He worked out His plan of redemption through His Son, Jesus Christ.



MINISTRY GRID
training made simple

Additional resources for each session are available at gospelproject.com. For free training and session-by-session help, visit www.ministrygrid.com/web/thegospelproject.

The BIBLE STORY

Joseph's Dreams Came True

Genesis 42:1–46:34; 50:15-21

Jacob and his family were in trouble. They **did not have enough food to eat**. No one in the land of Canaan had enough food to eat. **But Jacob learned that there was food in Egypt. So Jacob sent 10 of his sons to buy some grain. His son Benjamin stayed home.**

Joseph had a powerful job in Egypt. He **was in charge of who got food, so the brothers came to him and bowed down. Joseph knew who these men were, but they did not recognize him** as their brother whom they sold into slavery years before. Joseph remembered his dreams of his brothers bowing down to him. Joseph's dreams were coming true.

Joseph said, **“I think you are spies. You are here to spy on the land.”**

But the brothers said, “No! We are not spies. We are brothers. There were 12 of us, but our youngest brother is at home with our father and another brother is dead.”

Joseph put his brothers in prison for three days. **Then he said, “Go home and bring your youngest brother back to me to prove that you are not spies. But one of you must stay here.”**

The brothers went home with food for their families, and one of them stayed in Egypt. They told their father everything that had happened, and their father was very upset. **“Do not take my youngest son with you,” he said. “Joseph is dead, and I cannot lose another son.”**

When all the food was gone, Jacob asked his sons to go back to Egypt.

“We can only go back if we take Benjamin with us,”

Judah said. "I promise to bring him home."

So the brothers returned to Egypt. They took money to pay for their food, and they took a special gift for Joseph.


Joseph invited all of the brothers to his home for a meal. After the meal, Joseph sent away all of his attendants. He cried in front of his brothers. **"I am Joseph!" he told them.** "I am your brother! **You sold me into Egypt, but do not be afraid. God sent me here so I could save your people, a remnant, from the famine.**"

Joseph told his brothers to go home and gather all their family and belongings and come back to Egypt, where they would have enough food to eat.

On the way to Egypt, God spoke to Jacob in a vision. A vision is like a dream, but Jacob was awake. God said, "I am God, the God of your father. Do not be afraid to go down to Egypt, for I will make you into a great nation there. I will go down with you to Egypt, and I will also bring you back." All of Jacob's family, from sons to great-grandsons, went to Egypt. Jacob hugged his son Joseph and they cried.

Jacob's family was blessed in Egypt, but Jacob got older and died. Now Joseph's brothers were afraid Joseph would punish them for what they did to him. Joseph said, "You planned evil against me; God planned it for good to bring about the present result: the survival of many people." Then Joseph comforted his brothers and spoke kindly to them.

Christ Connection: God had a plan for Joseph's life. He allowed Joseph to suffer in order to rescue a whole nation. God planned for Jesus to suffer so that many—people from all nations—would be saved.



**WANT TO
DISCOVER
GOD'S WORD?
GET
BIBLE EXPRESS!**

Invite kids to check out this week's devotionals to discover that God is faithful to keep His promises. God planned to send Jesus through Jacob's family to rescue us from sin and death.

Order in bulk, subscribe quarterly, or purchase individually. For more information, check out www.lifeway.com/devotionals.

Small Group OPENING

SESSION TITLE: Joseph's Dreams Came True

BIBLE PASSAGE: Genesis 42:1–46:34; 50:15-21

MAIN POINT: God sent Joseph to Egypt to establish a remnant.

UNIT KEY PASSAGE: Genesis 26:24

BIG PICTURE QUESTION: What can stop God's plan? Nothing can stop God's perfect plan.

Welcome time

Greet each kid as he or she arrives. Use this time to collect the offering, fill out attendance sheets, and help new kids connect to your group. Prompt kids to share about a time they were away from their family. Where did they go? Did they miss their parents or siblings?

Activity page (5 minutes)

- "Can You Recognize It?" activity page, 1 per kid
- pencils or markers

Give each kid an activity page. Point out the "Can You Recognize It?" activity and challenge kids to search for the close-up items in the picture. Kids should circle the close-ups when they find them.

SAY • Some of these things were difficult to recognize! In today's Bible story, Joseph's brothers went to Egypt. They hadn't seen Joseph in a long time. Do you think Joseph's brothers recognized him?

Session starter (10 minutes)

OPTION 1: Blanket name game

Form two teams. Select two kids or two adult helpers to hold up a blanket between the teams so kids cannot see their opponents.

To play, one member of each team will stand close to the



- blanket or sheet

blanket, facing the opposing team. On the count of three, the two helpers will drop the blanket. The first player to call out the name of the other player standing on the other side of the blanket is the winner.

Players may choose to strike a pose to try to distract the other player. The team to identify the most opponents wins.

SAY • Was it difficult to recognize the person on the other side of the blanket? Today's Bible story is about some men who didn't recognize their own brother!

OPTION 2: Dream concentration

Print three copies of Joseph's dream pictures. Mix up the pages and lay them facedown on the floor in a 3-by-4 grid.

Form two teams. Challenge players to take turns choosing three pages to turn over. If all three pages match, the team collects the set and plays again. If the pages do not all match, the team puts the pages facedown in their original spots and play passes to the other team.

For an added challenge, play with more copies of the dream pictures. You may also choose to print multiple sets and allow kids to play in pairs.

Remind kids that Joseph had two dreams. In the first dream, he saw his brothers' bundles of grain bow down to his bundle. In the second dream, Joseph saw the sun, the moon, and 11 stars bowing to him. These dreams meant Joseph's family members would one day bow to him.

SAY • Do you think Joseph's dreams ever came true? We will find out when we hear today's Bible story!

Transition to large group

• "Joseph's Dream Pictures" printable

Large Group LEADER

SESSION TITLE: Joseph's Dreams Came True

BIBLE PASSAGE: Genesis 42:1–46:34; 50:15-21

MAIN POINT: God sent Joseph to Egypt to establish a remnant.

UNIT KEY PASSAGE: Genesis 26:24

BIG PICTURE QUESTION: What can stop God's plan? Nothing can stop God's perfect plan.

Countdown

- countdown video

Show the countdown video as your kids arrive, and set it to end as large group time begins.

Introduce the session (2 minutes)

- leader attire
- trophy or medal
- basketball (optional)

[Large Group Leader enters carrying a trophy or medal. Leader may also choose to dribble a basketball.]

LEADER • All right! We did it! I mean, the team did it! I actually didn't have much to do with the outcome, but the team won! District champions. Oh, I wish you would have seen it. We were down by three with 20 seconds left. Winning the game seemed impossible! But our point guard managed to steal the ball when the other team threw it inbounds. She shot a three-pointer and was fouled, but she still made the basket! Now the game was tied, but she got to shoot a free throw, and she is the best at free throws.

Needless to say, she made it and the team won the game. *[Hold up the trophy.]* Whew. Victory is so sweet. I love good endings. Hey, I bet you are ready to hear about the ending to Joseph's story. Raise your hand if you remember what happened to Joseph the last time we met together.

Giant timeline (2 minutes)

Point out previous Bible stories on the giant timeline. Remind kids of God's promise to Abraham, Isaac, and Jacob.

• Giant Timeline

LEADER • What new name did God give to Jacob? (*Israel*)
Israel had 12 sons. Who was his favorite son? (*Joseph*)
Where did Joseph's brothers send him? (*to Egypt*)

Do you remember the dreams Joseph had that made his brothers angry? Joseph had two dreams. In the first, Joseph saw his brothers' wheat bowing down to his wheat. In the second dream, Joseph saw 11 stars, the sun, and the moon bowing down to him. Joseph's dreams meant that one day his whole family would bow to him—even his parents. Today's Bible story is called "Joseph's Dreams Came True."

Big picture question (1 minute)

LEADER • Joseph's brothers had planned evil against Joseph and sold him to travelers going to Egypt. God was with Joseph in Egypt, and God made Joseph successful. Joseph's brothers planned something bad, but God had an even bigger plan. *What can stop God's plan? Nothing can stop God's perfect plan.*

Tell the Bible story (10 minutes)

Open your Bible to Genesis 42. Tell the Bible story in your own words, or show the Bible story video "Joseph's Dreams Came True."

LEADER • After Joseph's brothers sent Joseph to Egypt, Joseph's dad thought Joseph was dead. He was so sad. Now a famine threatened the whole family. They did not have enough food to eat!

• Bibles
• "Joseph's Dreams Came True" video
• Big Picture Question Poster
• Bible Story Picture Poster

Egypt had food. In fact, a wise leader in Egypt had spent seven years storing up extra food because he knew the famine was coming. So Jacob sent his sons to the man in Egypt to get food for their families.

Who was that man? He was Joseph! Can you imagine how surprised Jacob was when he heard that his son was alive? And how do you think Joseph's brothers felt? Oh, they were very afraid! They had planned evil against Joseph, and now Joseph was the second most powerful person in Egypt! What would he do to them?

But Joseph did not punish his brothers. He did not plan evil against them or seek revenge. Joseph realized that God was in control, and **God sent Joseph to Egypt to establish a remnant.**

A *remnant* is “a surviving, usually small, part.” Saving a small part of Israel (Jacob's family) was very important because one day Jesus would be born into this family, just as God planned. ***What can stop God's plan? Nothing can stop God's perfect plan.***

God had a plan for Joseph's life. He allowed Joseph to suffer in order to rescue a whole nation. In a similar way, God planned for Jesus to suffer so that many—people from all nations—would be saved.

The Gospel: God's Plan for Me (optional)

Use Scripture and the guide provided with this session to explain to boys and girls how to become a Christian. Assign individuals to meet with kids who have more questions.

Encourage boys and girls to ask their parents, small group leaders, or other Christian adults any questions they may have about becoming a Christian.

Sing (4 minutes)

LEADER • Now that we know Joseph’s whole story, we can see that God worked everything out. God sent Joseph to Egypt to establish a remnant. So when we are in the middle of a hard situation, we might not be able to see how God is working. But we can trust Him by faith. Everything God does is for His glory and our good. Will you sing with me?

Sing together “Rest in His Promise.”

- “Rest in His Promise” song

Key passage (5 minutes)

Display the key passage poster. Lead boys and girls to say the key passage together. If you developed motions for key words, demonstrate the motions as you say the verse. Then hide the poster and challenge kids to recite the key passage from memory.

LEADER • Who spoke the words in the key passage? (*God*)
To whom was He speaking? (*Isaac*)

Lead boys and girls to sing “I Am With You.”

- Key Passage Poster
- “I Am With You” song

Discussion starter video (4 minutes)

LEADER • Think of a time someone did something that made you upset or angry. How did you react? Did you get revenge? Did you want to? Let’s watch this video.

Show the “Unit 3, Session 4” discussion starter video. Then lead kids to talk about why it feels easier to get even than to forgive someone. Point out that like Joseph, Jesus offered forgiveness to the people who caused Him to suffer. Choose a volunteer to read Luke 23:34 aloud.

LEADER • Whom do you need to forgive? Will you?

- “Unit 3, Session 4” discussion starter video
- Bible

Prayer (2 minutes)

Before dismissing to small groups, lead kids in prayer.

LEADER • Lord, thank You for keeping Joseph safe so his family could survive the famine. God You kept Your covenant with Abraham. Your plan is good, and nothing can stop Your perfect plan. Help us to trust You every day. We love you, Lord. Amen.

Dismiss to small groups

The Gospel: God's Plan for Me

Ask kids if they have ever heard the word *gospel*. Clarify that the word *gospel* means "good news." It is the message about Christ, the kingdom of God, and salvation. Use the following guide to share the gospel with kids.



God rules. Explain to kids that the Bible tells us God created everything, and He is in charge of everything. Invite a volunteer to read Genesis 1:1 from the Bible. Read Revelation 4:11 or Colossians 1:16-17 aloud and explain what these verses mean.



We sinned. Tell kids that since the time of Adam and Eve, everyone has chosen to disobey God. (Romans 3:23) The Bible calls this sin. Because God is holy, God cannot be around sin. Sin separates us from God and deserves God's punishment of death. (Romans 6:23)



God provided. Choose a child to read John 3:16 aloud. Say that God sent His Son, Jesus, the perfect solution to our sin problem, to rescue us from the punishment we deserve. It's something we, as sinners, could never earn on our own. Jesus alone saves us. Read and explain Ephesians 2:8-9.



Jesus gives. Share with kids that Jesus lived a perfect life, died on the cross for our sins, and rose again. Because Jesus gave up His life for us, we can be welcomed into God's family for eternity. This is the best gift ever! Read Romans 5:8; 2 Corinthians 5:21; or 1 Peter 3:19.



We respond. Tell kids that they can respond to Jesus. Read Romans 10:9-10,13. Review these aspects of our response: Believe in your heart that Jesus alone saves you through what He's already done on the cross. Repent, turning from self and sin to Jesus. Tell God and others that your faith is in Jesus.

Offer to talk with any child who is interested in responding to Jesus.

Small Group LEADER

SESSION TITLE: Joseph's Dreams Came True

BIBLE PASSAGE: Genesis 42:1–46:34; 50:15-21

MAIN POINT: God sent Joseph to Egypt to establish a remnant.

UNIT KEY PASSAGE: Genesis 26:24

BIG PICTURE QUESTION: What can stop God's plan? Nothing can stop God's perfect plan.

- Bibles, 1 per kid
- Main Point Poster
- sticky notes

Bible story review & Bible skills (10 minutes)

Give each kid a Bible and guide her to find Genesis 42. Encourage them to scan over the words, paying attention to headings and familiar names. Explain that today's Bible story comes from several chapters in the Bible: from Genesis 42–46 and Genesis 50. Give kids two sticky notes each to mark Genesis 42 and Genesis 50.

Ask the following review questions. After each question, announce the chapter where kids can find the answer. When kids find the answer, they should hop up out of their seat. Wait for several kids to stand, and then call on the first kid to read aloud the verse from her Bible. If kids struggle, provide the chapter and verse number.

1. Which of Jacob's sons did not go to Egypt to find food? (*Benjamin, Gen. 42:4*)
2. What did Joseph accuse his brothers of being? (*spies; Gen. 42:9,14*)
3. Why did Jacob decide to send his sons back to Egypt? (*They ran out of food, Gen. 43:2*)
4. Did Joseph cry softly or loudly in front of his brothers? (*loudly, Gen. 45:2*)
5. How did God speak to Jacob (Israel)? (*in a vision, Gen. 46:2*)

6. What did God tell Jacob He would do? (*God said, "I will make you into a great nation," Gen. 46:3*)
7. What were Joseph's brothers afraid Joseph would do? (*seek revenge, repay them for the suffering they caused him; Gen. 50:15*)
8. What did Joseph say God planned for the evil acts of Joseph's brothers? (*God planned it for good to bring about the survival of many people, Gen. 50:20*)

SAY • **God sent Joseph to Egypt to establish a remnant,** and that is exactly what happened. God was with Joseph, and He used the evil actions of Joseph's brothers to bring about something good. A remnant of Jacob's family—the Israelites—survived the famine. They lived in Egypt, and their families grew.

Key passage activity (5 minutes)

Use a permanent markers to write the words of the key passage on adhesive labels or strips of tape. Write a few words on each label, and then stick the labels on the outside of 10 cups. If your group is large, make multiple sets.

Mix up the cups and challenge kids to arrange them in order. Guide kids to say the verse aloud together. Then mix up the cups and instruct kids to construct a tower—four cups on the bottom row, three on the next, two on the next, and one on top so the words are in order.

When kids finish, choose a volunteer to read the passage from the key passage poster and check the group's work.

SAY • Thanks for all your hard work! God promised to be with Jacob. We saw in these stories that God was with Joseph, too. God is with us today, too. We do not need to be afraid. He is so faithful.

- Key Passage Poster
- plastic cups, 10
- adhesive labels or tape
- permanent marker

A circular badge with a dark background and a white border containing the text "LOW PREP" in white capital letters.

- sticky notes
- pencils
- music (optional)

Activity choice (10 minutes)

OPTION 1: Elimination game

Give each kid a sticky note and a pencil. Instruct kids to write their names on the sticky notes. Arrange chairs in a circle, back to back. Put one sticky note on each chair.

Tell kids to begin walking around the circle of chairs. When you call stop, each kid should find the chair labeled with his name. The last player to do so is out. Remove her chair from the circle for the round.

Play multiple rounds until only two or three players remain. Then gather kids to debrief.

SAY • Our game started with many players, but by the end only a few were left. We could call those few a *remnant*—a small part of a larger group. **God sent Joseph to Egypt to establish a remnant.**

If Joseph had not stored up a bunch of food in Egypt, it is possible that his family would have died during the famine. But because of Joseph's leadership, Joseph's family survived. Many, many years later, Jesus was born into this family and God kept His promise to Abraham.

OPTION 2: Hunt and gather

Place a large bowl of candy-coated chocolate pieces on a table at the front of the room. Position two plastic spoons next to the bowl. Form two or more teams. Make sure teams have seven or fewer players.

Guide teams to stand single file across the room. Give each player a small paper cup. Explain the game.

1. You will call out a number and a color. (For example, "two red" or "four yellow.")
2. The first player on each team will run to the bowl,

- Allergy Alert printable
- small paper cups, 1 per player
- plastic spoons
- large bowl
- candy-coated chocolate pieces

scoop the assigned number and color of candies into his cup and return to his team.

3. The first player to return with the correct number and color of candies earns a point for his team.

Play seven rounds to signify seven years of plenty. If time allows, play additional rounds. You may choose to provide extra candy for kids to enjoy.

SAY • Joseph suffered when his brothers sent him to Egypt. He was wrongfully imprisoned. But God had a plan for Joseph's life.

The Bible says that many nations came to buy food from Joseph. [See *Gen. 41:57*.] God used Joseph's suffering to save people from many nations from starvation. God also planned for His Son, Jesus, to suffer and die on the cross so that people from all nations would be saved from sin.

Option: Review the gospel with boys and girls. Explain that kids are welcome to speak with you or another teacher if they have questions.

Journal and prayer (5 minutes)

Give each kid a pencil and the journal page. Ask them to think about who is in control of everything. Encourage boys and girls to write about something they worry about. Can God take care of that? Can God make good come of it? Remind kids that God does everything for His glory and our good.

Invite kids to spend a few minutes silently praying to God about their worries. Suggest they pray for friends or family members who may feel worried too.

If time allows, prompt kids to work the "Path to Egypt" maze on the activity page. The correct path will reveal the session's main point: **God sent Joseph to Egypt to establish a remnant.**

- Journal Page
- pencils
- "Path to Egypt" activity page, 1 per kid

Tip: Give parents this week's *Big Picture Cards for Families* to allow families to interact with the biblical content at home.