

SAY • **The wise men worshiped Jesus as King** by bringing him special gifts of gold, frankincense, and myrrh. We probably all know what gold is, but does anyone know what frankincense and myrrh are?

[*Call on volunteers to respond.*] Frankincense was used as an ingredient in something like perfume that was burned in the temple where people worshiped God. Myrrh is a spice used in anointing oil; sometimes it is used as a perfume. Why would the wise men bring gifts such as these to Jesus?

[*Call on volunteers to give answers.*] All three gifts—the gold, frankincense and myrrh—were very expensive gifts. Presenting gifts to kings was customary; these wise men knew that Jesus deserved to be offered precious, expensive gifts because He was the King of the Jews—the King of all kings.

Option: Review the gospel with boys and girls. Explain that kids are welcome to speak with you or another teacher if they have questions.

Journal and prayer (5 minutes)

Give each kid her journal page and a pencil.

SAY • Think of someone in your life who doesn't know that Jesus came to earth to rescue him from sin. Write out a prayer to God, asking Him to help that person understand his need for Jesus. ***Jesus was born to rescue us from sin.***

As time allows, lead kids to complete "Words for the Wise" on the activity page.

- pencils
- Journal Page
- "Words for the Wise" activity page, 1 per kid

Tip: Give parents this week's *Big Picture Cards for Families* to allow families to interact with the biblical content at home.

Unit 6: God Is Holy

Unit Description:


As the rescued people of Israel traveled toward the promised land, God gave them laws to guide them in how to live and to help them understand God's perfect holiness. God also gave rules for worship. God's laws show that no one can keep all of them perfectly and that the only way to be right with God is through faith in Jesus.

Key Passage:

Leviticus 11:45

Big Picture Questions:

Who can keep God's law? No one can keep God's law perfectly except Jesus.



Unit 6: God Is Holy

Session 1:

Bible Story:

The Ten Commandments:
Love Others

Bible Passage:

Exodus 20:12-17

Main Point:

God gave us rules to help us know how to love Him and others.

Session 2:

Bible Story:

The Tabernacle Was Built

Bible Passage:

Exodus 35:4-40:38

Main Point:

God told His people to build the tabernacle so He could dwell with them.

Session 3:

Bible Story:

God Gave Rules for Sacrifice

Bible Passage:

Leviticus 1-27

Main Point:

Because God is holy, God requires a sacrifice for sin.

Session 4:

Bible Story:

Worship Only God

Bible Passage:

Deuteronomy 1; 3:23-4:40

Main Point:

The Lord alone is God; there is no other besides Him.

Session 5:

Bible Story:

God Reminded His People of His Covenant

Bible Passage:

*Deuteronomy 5:1-6:25;
8:1-11:1, 26-28*

Main Point:

God reminded His people of His covenant with them.

The Ten Commandments: Love Others

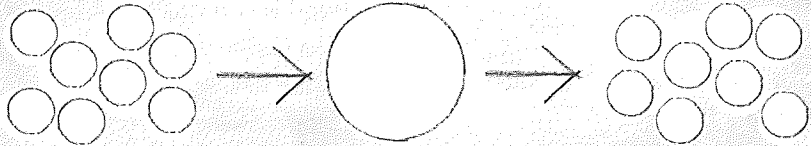
BIBLE PASSAGE: Exodus 20:12-17

MAIN POINT: God gave us rules to help us know how to love Him and others.

KEY PASSAGE: Leviticus 11:45

BIG PICTURE QUESTION: Who can keep God's law? No one can keep God's law perfectly except Jesus.

SMALL GROUP OPENING (10-15 MINUTES) **PAGE 142** **LARGE GROUP BIBLE STUDY** (25-30 MINUTES) **PAGE 144** **SMALL GROUP ACTIVITIES** (25-30 MINUTES) **PAGE 150**



Leader BIBLE STUDY

As the rescued people of Israel traveled toward the promised land, God gave them laws to guide them in how to live and to help them understand God's perfect holiness. God's laws covered every part of their lives and were summed up in the Ten Commandments.

The Ten Commandments can be grouped into two categories: The first four laws deal with a person's relationship with God and the last six laws deal with a person's relationship with others. God did not give laws for the sake of giving laws; the laws had a purpose. Not only did they show what righteous living looks like, they were

part of the covenant God made with Israel, known as the Mosaic covenant. (See Ex. 19:3-8.)

God had promised Abraham that all the peoples on earth would be blessed through him. (See Gen. 12:3.) “Abraham believed God, and it was credited to him for righteousness” (Rom. 4:3). God’s promise to Abraham would be fulfilled in Jesus. But God gave the law to guide people until Jesus came.

As you teach kids, avoid presenting the Ten Commandments as a burden—a list of laws they must try to keep to earn God’s favor. God’s rules are good and are meant to help us, but the Bible is clear that we are all sinful and fall short of God’s standard for holiness. Our obedience can’t save us.

Lead kids to examine the last six commandments and to imagine a world where everyone keeps God’s commands. Remind them that everything was perfect before sin entered the world, and one day, Jesus will return and take away sin once and for all.

The bad news is that we are unable to keep even a few laws. Point them to the good news found in Jesus—the One who took our sin upon Himself and offers His own perfect record of righteousness. Only through faith in Jesus can we have a right relationship with God.



MINISTRY GRID
training made simple

Additional resources for each session are available at gospelproject.com. For free training and session-by-session help, visit www.ministrygrid.com/web/thegospelproject.

The BIBLE STORY

The Ten Commandments: Love Others

Exodus 20:12-17

Moses and the Israelites were in the wilderness, camped at the base of Mount Sinai. Three months had passed since God rescued the Israelites from slavery in Egypt. He had a plan to make them His special people. **God made a covenant, or agreement, with the people of Israel.**

God said, “If you listen carefully to Me and keep My covenant, you will be My people.”

The Israelites agreed to do everything the Lord said.

Moses went up the mountain, and the Lord came down in a fire. Smoke covered the mountain. Thunder rumbled and lightning lit up the sky. The mountain shook and a loud trumpet sounded. God told the people not to come up the mountain.

“I am the Lord your God, who brought you out of the land of Egypt, out of the place of slavery,” He said.


Then **God gave Moses the Ten Commandments. The last six commandments told the Israelites what it looks like to have a right relationship with each other: “ ... You must honor your father and your mother. You must not murder. You must keep your marriage promises. You must not steal. You must not lie. You must not want what belongs to someone else.”**

When the people heard God speaking to Moses, they were afraid. They heard the law God gave them. The people told Moses, “Let God talk to you. Then tell us what He said. Do not let God speak to us, or we will die.”

“Do not be afraid,” Moses said. “God wants you to fear Him so that you will not sin.”

The Israelites stood back, and Moses approached the thick darkness where God was. **Moses was on the mountain for 40 days. God gave Moses many more laws. When God was finished speaking to Moses on Mount Sinai, He gave Moses two stone tablets that He had written on with His own finger.**

Christ Connection: God's law shows us what He requires—perfect righteousness. Everyone has sinned against God and against each other. God sent His Son, Jesus, to live the perfect life we have not lived and to take the punishment we deserve for our sin. When we trust in Jesus, God forgives our sin and gives us eternal life.



**WANT TO
DISCOVER
GOD'S WORD?
GET
BIBLE EXPRESS!**

Invite kids to check out this week's devotionals to discover the Ten Commandments show us what is right and good. (Deut. 6:18) God knew we would not be able to keep His law perfectly, so He sent Jesus. Order in bulk, subscribe quarterly, or purchase individually. For more information, check out www.lifeway.com/devotionals.

Small Group OPENING

SESSION TITLE: The Ten Commandments: Love Others

BIBLE PASSAGE: Exodus 20:12-17

MAIN POINT: God gave us rules to help us know how to love Him and others.

KEY PASSAGE: Leviticus 11:45

BIG PICTURE QUESTION: Who can keep God's law? No one can keep God's law perfectly except Jesus.

Welcome time

Greet each kid as he or she arrives. Use this time to collect the offering, fill out attendance sheets, and help new kids connect to your group.

As kids arrive, guide them to sit in a circle. Invite them to share their second favorite color, ice cream flavor, subject in school, and so on.

SAY • Jesus said the most important command is to love God with all your heart, soul, mind, and strength. [See *Matt. 22:37-28.*] Do you know what Jesus said is the second most important commandment? (*Love your neighbor as yourself, Matt. 22:39*)

Activity page (5 minutes)

- “Set Apart” activity page, 1 per kid
- pencils or markers

Invite kids to complete “Set Apart” on the activity page. Tell kids to find and circle the item that does not belong.

SAY • One of the objects is not like the others. It is “set apart” from the others. *Holy* means “set apart.” God is holy because He is unlike us. He always does what is right. God gave His people the Ten Commandments to help them better understand His holiness.

Session starter (10 minutes)

OPTION 1: True or false commandments

Ask the kids to give a thumbs-up (true) or thumbs-down (false) to indicate which rules are part of the Ten Commandments.

1. Do not have other gods besides Me. (*true, Ex. 20:3*)
2. Do not cross the street alone. (*false*)
3. Brush your teeth every night before bed. (*false*)
4. Do not make an idol for yourself. (*true, Ex. 20:4-5*)
5. Do not steal. (*true, Ex. 20:15*)
6. Do not give away your toys. (*false*)
7. Do not misuse the name of the Lord. (*true, Ex. 20:7*)
8. Remember to make your bed in the morning. (*false*)
9. Remember the Sabbath day, to keep it holy. (*true, Ex. 20:8*)

SAY • Why do you think we have rules? **God gave us rules to help us know how to love Him and others.**

OPTION 2: All tangled up

Form groups of 10 or fewer kids. Instruct each kid to use his right hand to hold the hand of someone not standing next to him. Then he will use his left hand to grab the hand of another kid not standing next to him.

Challenge kids to untangle themselves without letting go. Remind them that getting untangled is going to require a lot of communication!

SAY • Great job communicating to get untangled! The six commandments we will learn about today have to do with how to interact with one another. **God gave us rules to help us know how to love Him and others.**

Transition to large group



Large Group LEADER

SESSION TITLE: The Ten Commandments: Love Others

BIBLE PASSAGE: Exodus 20:12-17

MAIN POINT: God gave us rules to help us know how to love Him and others.

KEY PASSAGE: Leviticus 11:45

BIG PICTURE QUESTION: Who can keep God's law? No one can keep God's law perfectly except Jesus.

- room decorations
- theme background slide (optional)

Suggested Theme Decorating Ideas: Simulate a tree house by positioning a ladder against a focal wall. Arrange artificial trees at the front of the room. After the large group leader introduces the rules, you may display the poster on a wall. Consider projecting the theme background slide.

Countdown

- countdown video

Show the countdown video as your kids arrive, and set it to end as large group time begins.

Introduce the session (3 minutes)

- leader attire
- poster board
- marker

[Large Group Leader enters carrying a large piece of poster board and a marker. Tree house rules are listed on the poster.]

LEADER • Welcome to the wonderful world of tree house living! My dad and I just spent all weekend building this tree house, and I'm so excited to bring friends up here to play games, read books, and build things. It's a getaway of my very own! Oh, look! [*Point "outside."*] A squirrel!

But here's the thing, I don't want just anyone coming into my tree house. This is *my* territory. There have to be rules or there will be anarchy! Here

are the rules I've come up with so far:

Rule #1 - No little brothers.

Rule #2 - All food allowed.

Rule #3 - Flashlights required after dark.

(That one is for safety.)

What do you think? Are they all good rules?

Hmm. Looks like I'm going to need some other rules. Do you guys have any suggestions? [*Take responses. Write down some of the rules.*] This is great! I'm way better off than I was before. Thanks!

Big picture question (1 minute)

LEADER • Our Bible story today is about rules. But not just any rules: 10 specific rules called the Ten Commandments. God gave the people these rules as a standard for His holiness. What does *standard* mean? When we say these rules show us the standard, it means these rules were kind of like a window into God's perfect character. They showed the people what God is like, what He cares about, and how He can be worshiped.

God is holy, and that means He is completely different from us. He never does anything wrong, He always tells the truth, and He is always good.

Now, how good are you at obeying rules? Have you ever broken a rule? You've probably broken many rules! I know I have. Our big picture question today is, *Who can keep God's law?*

Anyone have any ideas? That's right—no one! Well, almost no one! The big picture answer is, *No one can keep God's law perfectly except Jesus.*

- Giant Timeline or Big Story Circle

Giant timeline (1 minute)

LEADER • Here we are on the timeline map. [*Point to the timeline map.*] The Israelites were set free from slavery in Egypt about three months earlier. They traveled into the wilderness and Moses went up the mountain. God gave Moses the Ten Commandments. Can anyone name all 10?

- Bibles
- “The Ten Commandments: Love Others” video
- Big Picture Question Poster
- Bible Story Picture Poster

Tell the Bible story (10 minutes)

Open your Bible to Exodus 20:12-17. Tell the Bible story in your own words, or show the Bible story video “The Ten Commandments: Love Others.”

LEADER • Let’s see how much you caught from the Bible story. Raise your hand if you know the answer:

1. What did Moses see and hear when the Lord came down on the mountain? (*The Lord came down in a fire. Smoke covered the mountain. Thunder rumbled and lightning lit up the sky. The mountain shook and a loud trumpet sounded; Ex. 19:18-19*)
2. What should you do to your father and mother? (*honor them, Ex. 20:12*)
3. What does God command adults to do with their marriage promises? (*keep them; Ex. 20:14*)
4. Is it ever OK to lie? (*no, Ex. 20:16*)
5. Is it OK to want something someone else has? (*no, Ex. 20:17*)
6. How long was Moses on the mountain? (*40 days, Ex. 24:18*)
7. How did God write the commandments on the tablets? (*with His finger, Ex. 31:18*)
8. ***Who can keep God’s law? No one can keep God’s law perfectly except Jesus.***

Key passage (5 minutes)

Show the key passage poster. Guide the kids to read the verse together. Then lead them to sing “You Must Be Holy.”

LEADER • Our key passage comes from the Book of Leviticus, which is another book of the law. There are three parts to this verse. Today I will explain the verse. Then in the coming weeks, we will work hard to memorize the verse together.

Lead kids to read one part of the verse at a time. Then explain each part.

LEADER • God identified Himself as *Yahweh*, which is a Hebrew word for “Lord.” God deserves the name *Lord* because He created heaven and earth. He rules over everything, and there is no one greater than He is. The Lord is the one true God!

Now look at the last part of the verse. Remember, God is holy and we must worship Him only. God told the people they were to be holy too. They were to be set apart from the people around them by obeying all of His commands.

There’s just one problem. We can’t obey all the rules God gives us. *Who can keep God’s law? No one can keep God’s law perfectly except Jesus.* God sent His Son, Jesus, to obey perfectly for us and die for our sin. When we trust in Jesus, God forgives our sin and gives us eternal life.

The Gospel: God’s Plan for Me (optional)

Use Scripture and the guide provided with this session to explain to boys and girls how to become a Christian. Assign individuals to meet with kids who have more questions. Encourage boys and girls to ask their parents, small group

- Key Passage Poster
- “You Must Be Holy” song

Tip: Provide *I’m a Christian Now* for new Christians to take home and complete with their families.

leaders, or other Christian adults any questions they may have about becoming a Christian.

• “Unit 6, Session 1”
discussion starter
video

Discussion starter video (4 minutes)

Show the “Unit 6, Session 1” discussion starter video.

LEADER • Would having rules have helped Will and Nell?

God gave us rules to help us know how to live for Him. When is it hard to follow rules? Why do we follow the rules our parents or teachers give us?

Explain that we obey people whom God has put in authority over us. We should want to please God because He has shown us great love.

• “Holy God (Holy, Holy, Holy)” song

Sing (4 minutes)

LEADER • Another way we can worship our holy God is through singing. Let’s do that together now!

Sing together “Holy God (Holy, Holy, Holy).”

Pray (2 minutes)

Review the big picture question and answer: *Who can keep God’s law? No one can keep God’s law perfectly except Jesus.* Then lead kids in prayer.

LEADER • Dear God, thank You for sending Jesus to obey all Your commands and to die in our place. Please help us trust You for our salvation and obey You because we love You. In Jesus’ name, amen.

Dismiss to small groups

The Gospel: God's Plan for Me

Ask kids if they have ever heard the word *gospel*. Clarify that the word *gospel* means “good news.” It is the message about Christ, the kingdom of God, and salvation. Use the following guide to share the gospel with kids.



God rules. Explain to kids that the Bible tells us God created everything, and He is in charge of everything. Invite a volunteer to read Genesis 1:1 from the Bible. Read Revelation 4:11 or Colossians 1:16-17 aloud and explain what these verses mean.



We sinned. Tell kids that since the time of Adam and Eve, everyone has chosen to disobey God. (Romans 3:23) The Bible calls this sin. Because God is holy, God cannot be around sin. Sin separates us from God and deserves God's punishment of death. (Romans 6:23)



God provided. Choose a child to read John 3:16 aloud. Say that God sent His Son, Jesus, the perfect solution to our sin problem, to rescue us from the punishment we deserve. It's something we, as sinners, could never earn on our own. Jesus alone saves us. Read and explain Ephesians 2:8-9.



Jesus gives. Share with kids that Jesus lived a perfect life, died on the cross for our sins, and rose again. Because Jesus gave up His life for us, we can be welcomed into God's family for eternity. This is the best gift ever! Read Romans 5:8; 2 Corinthians 5:21; or 1 Peter 3:19.



We respond. Tell kids that they can respond to Jesus. Read Romans 10:9-10,13. Review these aspects of our response: Believe in your heart that Jesus alone saves you through what He's already done on the cross. Repent, turning from self and sin to Jesus. Tell God and others that your faith is in Jesus.

Offer to talk with any child who is interested in responding to Jesus.

Small Group LEADER

SESSION TITLE: The Ten Commandments: Love Others

BIBLE PASSAGE: Exodus 20:12-17

MAIN POINT: God gave us rules to help us know how to love Him and others.

KEY PASSAGE: Leviticus 11:45

BIG PICTURE QUESTION: Who can keep God's law? No one can keep God's law perfectly except Jesus.

- Key Passage Poster
- Bibles
- large piece of paper
- markers
- scissors
- tape

Key passage activity (5 minutes)

Provide Bibles for kids to find and read Leviticus 11:45. Cut two or more large pieces of paper to look like tablets, one per team. Tape a tablet on the wall across from each team. Give a marker to the first player in each team.

When you say "Go!" the first player will run to her team's tablet and write the first word of the key passage. Continue relay-style until the teams finish writing the verse. Then say the verse together as a class to check their work. If time allows, turn over the tablets and play again.

- Bibles, 1 per kid
- Main Point Poster
- index cards
- markers

Option: Retell or review the Bible story using the bolded text of the Bible story script.

Bible story review & Bible skills (10 minutes)

Look up Matthew 22:36-40. Read it aloud or choose a volunteer to read it to the class.

SAY • God gave us rules to help us know how to love Him and others. Jesus said that all the Law and Prophets can be summed up in two commandments: love God with all your heart, with all your soul, and with all your mind; and love your neighbor as yourself. [See *Matt. 22:37-40.*]

If you love God with all your heart, with all your soul, and with all your mind; then obedience to

His law will follow. You won't want to misuse God's name, for example. Or you will gladly remember to obey your parents because you love Him.

In the same way, if you love others as yourself, you will do good to them—not lying or stealing but treating them with respect and care.

The problem is that we are sinners and we can't keep God's commandments on our own. When we trust in Jesus, He changes us from the inside out so we can live holy lives and keep God's commands.


Form small groups. Write the following references on separate index cards, mix them up, and distribute them to the groups.

- *Exodus 20:3*
- *Exodus 20:4*
- *Exodus 20:7*
- *Exodus 20:8*
- *Exodus 20:12*
- *Exodus 20:13*
- *Exodus 20:14*
- *Exodus 20:15*
- *Exodus 20:16*
- *Exodus 20:17*

Answers:
Love God—
Exodus 20:3-8;
Love Others—
Exodus 20:12-17

Kids should use their Bibles to look up the verses on the cards and write *Love God* if it falls under the greatest commandment (Matthew 22:37-38) or *Love Others* if it falls under the second greatest commandment (Matthew 22:39). Talk about the commandments.

Challenge the kids to put themselves in order (based on Scripture reference). Review all Ten Commandments. Mix up the cards for kids to put them in order again.



LOW PREP

- craft sticks, 10
- fine-point permanent marker

Option: Review the gospel with boys and girls. Explain that kids are welcome to speak with you or another teacher if they have questions.

- 2 cups all-purpose flour
- 1 cup salt
- 1 cup cold water
- toothpicks (optional)

Activity choice (10 minutes)

OPTION 1: Scavenger hunt

Before class, write the Ten Commandments on craft sticks and hide them around the room. During class, send the kids on a search for all 10 craft sticks.

SAY • God gave us rules to help us know how to love Him and others.

God did not give us rules so we could think of ourselves as better than those who have a hard time following rules. In obeying the rules God gives us, we can show God how much we love Him. We obey His rules out of love because He loved us first.

God knew that no one would ever perfectly obey all of His rules. That is why He sent His Son, Jesus. Jesus came to live the perfect life we could never live and die the death we deserve to die.

Something happens when we trust in Jesus; the Holy Spirit helps us desire to love God through obeying His rules. Have you ever trusted in Jesus? Do you want to know more about what that means?

OPTION 2: Make stone tablets

Use the following steps to make salt dough tablets:

1. In a bowl, mix together the flour and salt.
2. Slowly mix in $\frac{1}{2}$ cup of cold water.
3. Place the dough on a flat surface to knead. Add drops of water as needed.

Give each child a chunk of dough. Invite the kids to form two stone tablets with their dough. Consider providing toothpicks for etching in script or symbols to represent the Ten Commandments.

Send the tablets home with kids to air dry. You may

also print instructions for parents to bake at 200 degrees Fahrenheit until dry (2 to 3 hours).

SAY • God gave us rules to help us know how to love Him and others. God is holy and deserves to be worshiped through our obedience.

As you think about the Ten Commandments this week, remember that God loves you so much, He gave you Jesus. When you follow Jesus, He will give you the power to obey God's rules as a way of showing your love for Him and others.

Journal and prayer (5 minutes)

Invite kids to write down one of the Ten Commandments they know they have trouble obeying. Encourage them to ask God for forgiveness for the times they've failed to obey that rule.

Remind kids that Jesus obeyed the law perfectly for us. God does not accept us because we obey Him; He accepts us because we trust in Jesus. We obey God because we love Him and want to honor Him.

SAY • We don't follow God's rules to make ourselves look better or to puff ourselves up. We follow God's rules because God deserves our worship and obedience. God is holy and we must worship Him only. **God gave us rules to help us know how to love Him and others.**

When the kids finish journaling, give them the activity page to complete "What's the Point?" When the message is correctly arranged, it will reveal the main point: **God gave us rules to help us know how to love Him and others.**

- pencils
- Journal Page
- "What's the Point?" activity page, 1 per kid

Tip: Give parents this week's *Big Picture Cards for Families* to allow families to interact with the biblical content at home.