

also print instructions for parents to bake at 200 degrees Fahrenheit until dry (2 to 3 hours).

**SAY** • God gave us rules to help us know how to love Him and others. God is holy and deserves to be worshiped through our obedience.

As you think about the Ten Commandments this week, remember that God loves you so much, He gave you Jesus. When you follow Jesus, He will give you the power to obey God's rules as a way of showing your love for Him and others.

### **Journal and prayer (5 minutes)**

Invite kids to write down one of the Ten Commandments they know they have trouble obeying. Encourage them to ask God for forgiveness for the times they've failed to obey that rule.

Remind kids that Jesus obeyed the law perfectly for us. God does not accept us because we obey Him; He accepts us because we trust in Jesus. We obey God because we love Him and want to honor Him.

**SAY** • We don't follow God's rules to make ourselves look better or to puff ourselves up. We follow God's rules because God deserves our worship and obedience. God is holy and we must worship Him only. **God gave us rules to help us know how to love Him and others.**

When the kids finish journaling, give them the activity page to complete "What's the Point?" When the message is correctly arranged, it will reveal the main point: **God gave us rules to help us know how to love Him and others.**

- pencils
- Journal Page
- "What's the Point?" activity page, 1 per kid

Tip: Give parents this week's *Big Picture Cards for Families* to allow families to interact with the biblical content at home.

## The Tabernacle Was Built

**BIBLE PASSAGE:** Exodus 35:4–40:38

**MAIN POINT:** God told His people to build the tabernacle so He could dwell with them.

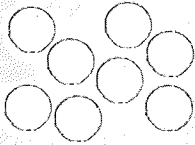
**KEY PASSAGE:** Leviticus 11:45

**BIG PICTURE QUESTION:** Who can keep God's law? No one can keep God's law perfectly except Jesus.

2

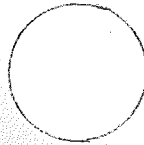
**SMALL GROUP OPENING**  
(10–15 MINUTES)

**PAGE 158**



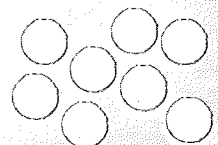
**LARGE GROUP BIBLE STUDY**  
(25–30 MINUTES)

**PAGE 160**



**SMALL GROUP ACTIVITIES**  
(25–30 MINUTES)

**PAGE 166**



### Leader BIBLE STUDY

Thirteen of the last sixteen chapters of the Book of Exodus consist of instructions for building the tabernacle. The word *tabernacle* means “dwelling place.” The tabernacle was a portable tent where God met with His people. God had a great purpose for the tabernacle. (See Ex. 29:45-46.)

Moses had been on the mountain talking with God for 40 days. God wrote the Ten Commandments, the words of the covenant, on tablets. When Moses returned, he called all of the Israelite community together and gave them the instructions God had given him. (Ex. 24:3-4)

God's directions for building the tabernacle were very

detailed. God was not trying to burden the people; He was trying to show them His holiness and absolute authority. God appointed Bezalel and Oholiab to oversee the building of the tabernacle, giving them wisdom, understanding, and craftsmanship. Every skilled person “whose heart moved him” eagerly worked on the tabernacle of the Lord. (See Ex. 35:30-35; 36:1-6.)

God gave the Israelites the tabernacle as a visual picture of His dwelling with them. The tabernacle—and later the temple that replaced it—was a temporary place for God’s glory to dwell until the coming of Christ. (2 Cor. 4:6) Every part of the tabernacle was designed to illustrate God’s relationship with His people.

Christ is the New Testament fulfillment of the Old Testament tabernacle. John 1:14 says that “the Word became flesh and took up residence among us.” Jesus made His dwelling with people. He tabernacled with them. (Rev. 21:3)

As you teach kids about the building of the tabernacle, show them God’s desire to be with His people. Emphasize that Jesus was God’s plan to bring people back to Himself.



**MINISTRY GRID**  
training made simple

Additional resources for each session are available at [gospelproject.com](http://gospelproject.com). For free training and session-by-session help, visit [www.ministrygrid.com/web/thegospelproject](http://www.ministrygrid.com/web/thegospelproject).

# The BIBLE STORY

## The Tabernacle Was Built

*Exodus 35:4–40:38*

**When Moses was on the mountain with God, God said, “Tell the Israelites to make a tabernacle for Me so that I may dwell among them.”** God gave Moses very specific instructions for building a tabernacle and everything that went inside it.

**“Make it exactly like I show you,” God said.** The tabernacle would be a really big tent that the Israelites could take with them. **The tabernacle would be where God met with His people.**

**So when Moses went down the mountain, he gathered the entire Israelite community together. He told them everything God had said.** He asked them to bring materials: gold, silver, and bronze; blue, purple, and scarlet yarn; fine linen and goat hair; animals skins; wood; oil; spices; and gemstones. **Every Israelite who wanted to brought materials as an offering for the tabernacle.**

God gave two men, Bezalel (BEHZ uh lehl) and Oholiab (oh HOH lih ab), special skills for building and creating things. Bezalel, Oholiab, and all the other skilled craftsmen came together to build the tabernacle for God.

At the same time, people kept bringing offerings of what they had. **Pretty soon, the craftsmen came to Moses and said, “The people are bringing more than enough. We don’t need all of this.”** So Moses told the Israelites to **stop bringing their offerings.**

**They built the tabernacle just as God had instructed.** The tabernacle had 10 curtains made out of linen, and each curtain was 42 feet long. Eleven curtains made out of goat hair formed a tent over the tabernacle. The planks of acacia

wood were 15 feet long and 27 inches wide. Everything was done exactly as God had said.

The people made a veil inside the tabernacle. They made an ark, a table, a lampstand, and many other parts. Every part had its special purpose and was made just as God had said.


**When the time came, God told Moses how to set up the tabernacle. God told him how to anoint the tabernacle so that it would be holy.** *Anoint* means “to pour oil on.”

**God told Moses to bring Aaron and his sons to the entrance of the tabernacle. Aaron put on the holy garments and Moses anointed him to be priest. Aaron’s sons were also anointed to serve God as priests. Moses did exactly what God commanded, and the tabernacle was finally finished.**

**God had led the Israelites from a cloud, and now the cloud covered the tabernacle. God’s glory filled the tabernacle.** God made a sign for the people: If the cloud covered the tabernacle, the people would stay where they were. When the cloud lifted from the tabernacle, the Israelites would move and take the tabernacle with them.

The cloud of the Lord was on the tabernacle during the day, and fire was inside the cloud at night. All the Israelites could see it as they traveled.

*Christ Connection: God instructed the Israelites to build a tabernacle so that He could dwell with them. God desires to be with His people. As part of His plan of salvation, God sent Jesus to “tabernacle,” or dwell with people on earth.*



**WANT TO  
DISCOVER  
GOD’S WORD?  
GET  
BIBLE EXPRESS!**

Invite kids to check out this week’s devotionals to discover God gave His people instructions to build the tabernacle (Ex. 35:1). The tabernacle pointed to when God sent Jesus to destroy sin and dwell with His people. Order in bulk, subscribe quarterly, or purchase individually. For more information, check out [www.lifeway.com/devotionals](http://www.lifeway.com/devotionals).

# Small Group OPENING

**SESSION TITLE:** The Tabernacle Was Built

**BIBLE PASSAGE:** Exodus 35:4–40:38

**MAIN POINT:** God told His people to build the tabernacle so He could dwell with them.

**KEY PASSAGE:** Leviticus 11:45

**BIG PICTURE QUESTION:** Who can keep God's law? No one can keep God's law perfectly except Jesus.

---

## Welcome time

- construction paper
- drinking straws
- tape

Greet each kid as he or she arrives. Use this time to collect the offering, fill out attendance sheets, and help new kids connect to your group. Provide construction paper, straws, and tape. As kids arrive, invite them to work together to build a strong bridge or a tall tower.

**SAY** • Our Bible story today is about God's people building something. They didn't build a bridge or a tower. They built the tabernacle. The tabernacle was a tent of worship. It was a place where God could dwell with His people.

## Activity page (5 minutes)

- "Tools for the Tabernacle" activity page, 1 per kid
- pencils or markers
- Bibles

Invite kids to complete "Tools for the Tabernacle" on the activity page. Encourage the kids to unscramble the words. Guide them to find Exodus 35:5-19 in the Bible for hints.

**SAY** • When God's people built the tabernacle, or tent of worship, they needed all of these things and more! **God told His people to build the tabernacle so He could dwell with them.** God's desire is to dwell with His people.

## Session starter (10 minutes)

### OPTION 1: Blueprints

Invite the kids to draw blueprints of their dream homes. Consider providing sample blueprints from the Internet.

Encourage them to think through the different kinds of rooms that are commonly found in homes and to use their imagination to come up with some unique rooms of their own!

**SAY • God told His people to build the tabernacle so He could dwell with them.** God's people didn't get to build the tabernacle however they wanted; they had to carefully follow God's specific instructions.

### OPTION 2: Memory match

Form groups of two. Give each pair a set of tabernacle match cards. Instruct kids to position the cards facedown in a grid.

The first player will flip over two cards at a time. If the cards match, she removes them. If not, she flips them back over, and the next player takes a turn. The goal is to collect the most matching pairs of cards.

**SAY • God told His people to build the tabernacle so He could dwell with them.** But they needed something to work with! The Israelites brought all sorts of offerings for the tabernacle. God gave many people skills to build the tabernacle with the offerings that the other Israelites brought.

## Transition to large group



- paper
- pencils or markers
- sample blueprints from the Internet (optional)

- "Tabernacle Match" printable

# Large Group LEADER

**SESSION TITLE:** The Tabernacle Was Built

**BIBLE PASSAGE:** Exodus 35:4–40:38

**MAIN POINT:** God told His people to build the tabernacle so He could dwell with them.

**KEY PASSAGE:** Leviticus 11:45

**BIG PICTURE QUESTION:** Who can keep God's law? No one can keep God's law perfectly except Jesus.

---

## Countdown

• countdown video

Show the countdown video as your kids arrive, and set it to end as large group time begins.

## Introduce the session (3 minutes)

• leader attire  
• hammer  
• plank of wood  
• nails

*[Large Group Leader enters wearing a tool belt and safety goggles. Leader carries a hammer, plank of wood, and nails. He exhales and wipes imaginary sweat from his forehead.]*

**LEADER** • Hello, everyone! It's good to see you today. I've just been doing some patch-up work on my tree house here. I'll tell you what, I am not exactly handy. I'd much rather read, play, or paint than fix broken boards! Do any of you like to fix things or build things? Isn't it great that God gives us each different talents and skills for doing things in this world?

That reminds me of our Bible story today! In the story, God gave the Israelites instructions for building a tabernacle, but He gave two men—Bezalel (BEHZ uh lehl) and Oholiab (oh HOH lih ab)—special skills to build and create. God also brought other people to help build the tabernacle.



## Big picture question (1 minute)

**LEADER** • But here's a question for you: Why were the people building a tabernacle in the first place? What was all the fuss?

Well, *tabernacle* is a fancy name for a tent of worship. God's people came to the tabernacle to worship Him. They did this by praising Him and saying they were sorry for their sins in a special way.

The building of the tabernacle ties into our big picture question today. Does anyone remember what it is from last week? That's right: ***Who can keep God's law? No one can keep God's law perfectly except Jesus.*** Sin separated the people from God, but they could go to the tabernacle and worship their holy God through offerings and praise.

## Giant timeline (1 minute)

**LEADER** • We've been talking about how God gave Moses the Ten Commandments. [*Point to the Ten Commandments stories on the timeline.*] Moses stayed on Mount Sinai for 40 days, and when he went down the mountain, he gathered the Israelites together to tell them what God said.

One of the instructions God gave the people was to build a *tabernacle*—a tent of worship where God could dwell with His people. God loves to be among His people!

## Tell the Bible story (10 minutes)

Open your Bible to Exodus 35–40. Tell the Bible story in your own words, or show the Bible story video “The Tabernacle Was Built.”

• Giant Timeline

- Bibles
- “The Tabernacle Was Built” video
- Big Picture Question Poster
- Bible Story Picture Poster

**LEADER** • The Israelites were supposed to listen very carefully to God's instructions for building the tabernacle. How closely did you listen to the Bible story today? Let's see how many of these questions you can answer!

1. Why did God want the people to build the tabernacle? (*so He could dwell with them, Ex. 25:8*)
2. Could the people take down the tabernacle and carry it with them? (*yes, Ex. 40:36*)
3. What did God give Bezalel (BEHZ uh lehl) and Oholiab (oh HOH lih ab)? (*He gave them special skills for building and creating, Ex. 35:30-35*)
4. What did Moses tell the Israelites to stop doing? (*to stop bringing their offerings, Ex. 36:6-7*)
5. Some of the curtains were made of what type of hair? (*goat hair, Ex. 36:14*)
6. What did the movement of the cloud mean? (*If the cloud covered the tabernacle, the people stayed. If the cloud lifted, the Israelites moved; Ex. 40:36-37*)
7. ***Who can keep God's law? No one can keep God's law perfectly except Jesus.***

**LEADER** • Why do you think we don't need a tabernacle today? [*Allow kids to respond.*]

The tabernacle was a place where God could dwell with His people. God showed His people how much He loved to be with them. But when God sent Jesus, He demonstrated how much He wanted to be with us in an even greater way.

God the Son became a man and lived among us. Jesus returned to heaven, and God gives the Holy Spirit to live inside everyone who believes in Him. Now we can worship God anytime and anywhere!

## The Gospel: God's Plan for Me (optional)

Use Scripture and the guide provided with this session to explain to boys and girls how to become a Christian. Assign individuals to meet with kids who have more questions.

Encourage boys and girls to ask their parents, small group leaders, or other Christian adults any questions they may have about becoming a Christian.

Tip: Provide *I'm a Christian Now* for new Christians to take home and complete with their families.

### Key passage (5 minutes)

**LEADER** • Our key passage comes from the Book of Leviticus, which is another book of the law.

Show the key passage poster. Lead the boys and girls to read Leviticus 11:45 together.

Demonstrate hand motions for key phrases to help kids memorize the verse. Consider these examples:

- **I am Yahweh**—Point upward.
- **who brought you up from the land of Egypt**—Hold out left palm and walk two right fingers across.
- **to be your God**—Lift up arms in worship.
- **so you must be holy**—Point to kids (you).
- **because I am holy**—Point upward (I am).

**LEADER** • *Holy* means “set apart.” God is holy, or set apart from us, in many ways. He is timeless. He has no beginning and no end. He can be in all places at once. He is all-powerful. He is completely independent from all created things. God always does what is perfectly right. He always says what is perfectly true. God is incredible!

***Who can keep God's law? No one can keep God's law perfectly except Jesus.*** Our sin, or disobedience of God's laws, separates us from God. **God told His people to build the tabernacle so He could dwell**

- Key Passage Poster
- “You Must Be Holy” song

**with them.** God loves to be with His people!  
Invite boys and girls to praise God while they sing “You Must Be Holy.”

• “Unit 6, Session 2”  
discussion starter  
video

### **Discussion starter video (4 minutes)**

Show the “Unit 6, Session 2” discussion starter video.

**LEADER** • While Samuel thought of some pretty clever ways to bring those bugs together, what was the best way to do it? Now, why did God instruct the Israelites to build a tabernacle? God told His people to build the tabernacle so He could dwell with them.

Explain that God is with believers today through the presence of the Holy Spirit. Guide kids to discuss ways they can spend time with God. (*in prayer, reading the Bible, singing worship songs, and so forth*)

### **Sing (4 minutes)**

• “Holy God (Holy, Holy, Holy)” song

**LEADER** • Let’s sing together to God now.  
Sing “Holy God (Holy, Holy, Holy).”

### **Pray (2 minutes)**

Invite kids to pray before dismissing to small groups.

**LEADER** • Dear God, You are holy. You are always right and true. You have no sin. We confess that we are sinners. Thank You for sending Jesus to pay for our sin. Thank You for giving the Holy Spirit to everyone who believes in Jesus so we can worship You anytime and anywhere. You are always with us, and we love You. Amen.

### **Dismiss to small groups**

## The Gospel: God's Plan for Me

Ask kids if they have ever heard the word *gospel*. Clarify that the word *gospel* means "good news." It is the message about Christ, the kingdom of God, and salvation. Use the following guide to share the gospel with kids.



**God rules.** Explain to kids that the Bible tells us God created everything, and He is in charge of everything. Invite a volunteer to read Genesis 1:1 from the Bible. Read Revelation 4:11 or Colossians 1:16-17 aloud and explain what these verses mean.



**We sinned.** Tell kids that since the time of Adam and Eve, everyone has chosen to disobey God. (Romans 3:23) The Bible calls this sin. Because God is holy, God cannot be around sin. Sin separates us from God and deserves God's punishment of death. (Romans 6:23)



**God provided.** Choose a child to read John 3:16 aloud. Say that God sent His Son, Jesus, the perfect solution to our sin problem, to rescue us from the punishment we deserve. It's something we, as sinners, could never earn on our own. Jesus alone saves us. Read and explain Ephesians 2:8-9.



**Jesus gives.** Share with kids that Jesus lived a perfect life, died on the cross for our sins, and rose again. Because Jesus gave up His life for us, we can be welcomed into God's family for eternity. This is the best gift ever! Read Romans 5:8; 2 Corinthians 5:21; or 1 Peter 3:19.



**We respond.** Tell kids that they can respond to Jesus. Read Romans 10:9-10,13. Review these aspects of our response: Believe in your heart that Jesus alone saves you through what He's already done on the cross. Repent, turning from self and sin to Jesus. Tell God and others that your faith is in Jesus.

Offer to talk with any child who is interested in responding to Jesus.

# Small Group LEADER

**SESSION TITLE:** The Tabernacle Was Built

**BIBLE PASSAGE:** Exodus 35:4–40:38

**MAIN POINT:** God told His people to build the tabernacle so He could dwell with them.

**KEY PASSAGE:** Leviticus 11:45

**BIG PICTURE QUESTION:** Who can keep God's law? No one can keep God's law perfectly except Jesus.

---

- Key Passage Poster
- yarn or string
- construction paper
- marker
- clothespins

## Key passage activity (5 minutes)

Stretch a length of yarn or string across the room. Write the words of the key passage on various colors of construction paper. Lay the pieces of paper in the middle of the floor. If there are more kids than pieces of paper, select volunteers from the class to participate this round.

Give each participant a clothespin. On your cue, they will run to the middle and grab a word. They will work together to pin the words in the correct order on the clothesline.

Guide kids to read the key passage aloud. Then mix up the words and play again to allow everyone a chance to participate.

**SAY** • God saved His people from slavery so they could worship Him, the one true God. One way the people could worship Him was by obeying His commands, which we learned about last week. Another way was through praise and offerings given at the tabernacle. We will learn more about offerings next week.

**God told His people to build the tabernacle so He could dwell with them.** God loves to be with His people!

## Bible story review & Bible skills (10 minutes)

Distribute the tabernacle printable so the kids can visualize what the tabernacle looked like. Invite them to explore the tabernacle together. Retell or review the Bible story using the bolded text of the Bible story script.

Invite the kids to study the picture while you read through Hebrews 9:1-12. Encourage them to point to the room or object on their paper whenever you read about it.

Before you begin reading, remind them that Hebrews is a book in the New Testament that was written thousands of years after Moses lived. It was even written after Jesus died and rose again!

- Holy Place—lampstand, table, presentation loaves, priest (Heb. 9:2,6)
- Most Holy Place—second curtain, ark of the covenant (Heb. 9:3-4)

**SAY** • The author of Hebrews tells us that the offerings given in the tabernacle were not enough to pay for sin forever. We needed a better kind of offering—Jesus' offering. When Jesus died on the cross, He paid the price to set us free from sin.

Have you ever trusted in Jesus? Do you want to know more about following Him?

## Activity choice (10 minutes)

**OPTION 1:** Build an indoor fort

Provide several bedsheets or large blankets. Consider providing clothespins to help kids secure the sheets in place. Explain that kids will work together to build an indoor fort. Kids may freely build all together or in smaller groups, but their forts must meet the following requirements:

1. Each section of the fort must have at least two walls.

- Bibles, 1 per kid
- Main Point Poster
- "The Tabernacle" printable, 1 per kid

Note: The Book of Hebrews helped Jewish Christians in Bible times understand how Jesus fulfilled the requirements of the law. It also mentions that the tabernacle, the sacrifices, and the duties of the priests pointed to Jesus.

Option: Review the gospel with boys and girls. Explain that kids are welcome to speak with you or another teacher if they have questions.



- bedsheets or large blankets
- clothespins (optional)

2. No section may be completely enclosed; it may have no more than three walls.
3. The fort must have an entrance large enough for two or more kids to enter at the same time.
4. The fort must have at least one exit, apart from the front entrance.

Suggest that kids use classroom desks, tables, or chairs as the foundation of their forts.

**SAY** • God gave His people instructions for building a tabernacle. God’s instructions were very detailed, but they had a purpose. Not only did they show that God is holy and has authority over His people, they showed that each part of the tabernacle had a purpose. The parts of the tabernacle taught God’s people about God’s relationship to them. For example, the veil that separated the holy place from the most holy place was meant to show that God, who is holy, is separated from people, who are sinful.

Our forts are fun for playing in, but the tabernacle had a very important purpose. It was a place for people to worship God and give offerings and sacrifices. **God told His people to build the tabernacle so He could dwell with them.**

**OPTION 2:** Construction paper curtains

Read Exodus 26:1 aloud. Explain that *cherubim* are angels. Invite kids to design their own “curtains” using blue, purple, red, and white construction paper.

Tell them no one knows for sure what the curtains looked like, other than the fact that there were cherubim, or angels, in the pattern.

**SAY** • The tabernacle required many curtains. The 11 goat

- construction paper (blue, purple, red, and white)
- scissors
- glue sticks



hair curtains formed a tent over the outside. There were also 10 linen curtains for inside. (These were made of the blue, purple, and red yarn.)

Another curtain separated the holy of holies from the rest of the tabernacle. God's presence was in the holy of holies, above the ark of the covenant. **God told His people to build the tabernacle so He could dwell with them.**

### Journal and prayer (5 minutes)

Invite the kids to write words of worship to God on their journal page.

**SAY** • God is not distant. God loves to dwell with His people. As part of His plan of salvation, God sent Jesus to “tabernacle,” or dwell, with people on earth.

Guide kids to write a few sentences on their journal pages, describing how they feel knowing that Jesus brings people back to God. Through Jesus, believers are no longer separated from Him! Explain that God is always with us, dwelling with believers through the Holy Spirit.

As time allows, lead kids to complete “Tabernacle Test” on the activity page. (Answers: 1. tent; 2. blue; 3. skills; 4. ten; 5. feet; 6. hair; 7. frames; 8. veil; 9. ark; 10. cloud. The key word is *TABERNACLE*.)

- pencils
- Journal Page
- “Tabernacle Test” activity page, 1 per kid

Tip: Give parents this week's *Big Picture Cards for Families* to allow families to interact with the biblical content at home.