

## Journal and prayer (5 minutes)

Give each kid a journal page and a Bible. Guide them to find Romans 12:1 in the Bible and write it on the page.

**SAY** • Because Jesus died for us as the true and final sacrifice, we do not offer sacrifices to pay for our sin. Instead, the Bible says we should offer ourselves to God as a *living sacrifice*.

Because God has shown such great love to us, we should be grateful. We should live in a way that pleases God. We can use our feet to go where God wants us to go. We can use our hands to serve people in need. We can worship God with our lives.

As time allows, lead kids to complete “Search and Sacrifices” on the activity page. Encourage kids to find in a Bible dictionary any words that are unfamiliar to them.

- pencils
- Journal Page
- “Search and Sacrifices” activity page, 1 per kid
- Bible dictionaries (optional)

Tip: Give parents this week’s *Big Picture Cards for Families* to allow families to interact with the biblical content at home.

## Worship Only God

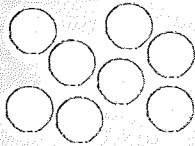
**BIBLE PASSAGE:** Deuteronomy 1; 3:23–4:40

**MAIN POINT:** The Lord alone is God; there is no other besides Him.

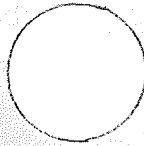
**KEY PASSAGE:** Leviticus 11:45

**BIG PICTURE QUESTION:** Who can keep God's law? No one can keep God's law perfectly except Jesus.


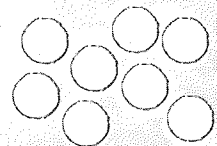
**SMALL GROUP OPENING**  
(10–15 MINUTES)  
**PAGE 190**



**LARGE GROUP BIBLE STUDY**  
(25–30 MINUTES)  
**PAGE 192**



**SMALL GROUP ACTIVITIES**  
(25–30 MINUTES)  
**PAGE 198**



## Leader BIBLE STUDY

The Lord was faithful to keep the promises He made to Abraham and his descendants. He made the Israelites innumerable (Deut. 1:10) and gave them the land of Canaan (Deut. 1:8). All the Israelites needed to do was take possession of the land.

But the Israelites refused. They sent 12 men to scout out the land, and when the men reported about Canaan's inhabitants, the Israelites were afraid. Despite Joshua and Caleb's insistence that the Lord would protect them, the people did not trust God.

So God punished the Israelites. They wandered in the

wilderness for 40 years, and none of the disobedient people would enter the promised land. Not even Moses would go in. Only Joshua, Caleb, and the children who grew up in the wilderness.

By the time the Israelites reached the edge of Canaan, most of the people who had left Egypt as adults had died. Kids had now grown, and many of the Israelites had been born in the wilderness. It was to this group—a new generation—that Moses spoke in the opening chapters of Deuteronomy.

Moses' message reflected on Israel's history and encouraged the people to trust the Lord. Deuteronomy 4 records Moses' commands to the new generation of Israelites. He commanded obedience, told them to remember Israel's history, and urged them to avoid idolatry.

Moses prompted them to consider if anything greater had ever happened. (Deut. 4:32) Moses said, "You were shown these things so that you would know that the Lord is God; there is no other besides Him" (Deut. 4:35). Moses commanded the people to obey God so that they would live. He told them to worship only God—the one true God.

As you teach kids about God's message through Moses, emphasize that we receive eternal life from God by trusting in Jesus, and we obey Him because only He is God.



Additional resources for each session are available at [gospelproject.com](http://gospelproject.com). For free training and session-by-session help, visit [www.ministrygrid.com/web/thegospelproject](http://www.ministrygrid.com/web/thegospelproject).

## Worship Only God

*Deuteronomy 1; 3:23–4:40*

**Moses and the Israelites had wandered in the wilderness for 40 years.** Some of the older people remembered every year. They had been children when Moses led the people out of Egypt, away from Pharaoh and slavery. Some of the young people had been born in the wilderness. They heard stories from their parents and grandparents about the things God did to help His people.

**Now the Israelites were at the edge of the promised land—the land God had promised to give to His people.** The promised land would be their new home. **But before they entered the land, Moses—who was now very old—gave the people a message. He told the Israelites everything God had commanded him to say.**

**First, Moses reminded the people of why they were in the wilderness. “Many years ago, God told us to enter the promised land,” Moses said. “This is the land God promised to Abraham, Isaac, and Jacob, and to us—their future families. Twelve spies went into the land, and they saw that the land was good. But the people refused to go in. They were afraid of the people who lived there.”**

Moses said, “God had brought us so far, but the people refused to trust Him. **So God said that everyone who chose to disobey Him would not enter the promised land—not even me. Only their children and Joshua and Caleb (who had trusted God completely) would go in.**

“So we wandered in the wilderness for 40 years. Babies were born, young children grew into adults, and the people who had chosen to disobey God died. **Now it is time for God’s people to enter the promised land.”**

Moses explained, “I begged God to let me go into the promised land, but He said no. God told me to make Joshua your leader. He will lead you into the land.”

**Since Moses was old, he wanted to remind the Israelites of God’s commands.**

**“Follow these commands when you live in the promised land,” Moses said. “Don’t forget them, and don’t forget what the Lord has done. Teach these things to your children and grandchildren.”**


Then Moses warned them, “Be careful! Do not make an idol for yourselves. Do not worship things you created, and do not worship things God has created. Worship only God!

“If you do not do what is right, God will scatter you to other lands. But He will not leave you. If you look for God, you will find Him. He will not destroy you. He will not forget His covenant. Your God is a compassionate God.”

**Moses told the people to remember all the things God had done—all the wonderful things since He created the world! Moses said, “Know this: The Lord alone is God; there is no other besides Him.”**

**Moses said it again.** “The Lord is God in heaven above and on earth below. **The Lord alone is God; there is no other besides Him.** Obey His commands so that you may live long in the land the Lord is giving you.”

*Christ Connection: Moses commanded the people to obey God so that they would live. He told them to worship only God—the one true God. We receive eternal life from God by trusting in His Son, Jesus, and we obey Him because only He is God.*



**WANT TO  
DISCOVER  
GOD’S WORD?  
GET  
BIBLE EXPRESS!**

Invite kids to check out this week’s devotionals to discover that Moses reminded the Israelites to trust in God. They trusted in Him, and He rescued them. (Ps. 22:4)

We can trust in Jesus to rescue us from sin. Order in bulk, subscribe quarterly, or purchase individually. For more information, check out [www.lifeway.com/devotionals](http://www.lifeway.com/devotionals).

# Small Group OPENING

**SESSION TITLE:** Worship Only God

**BIBLE PASSAGE:** Deuteronomy 1; 3:23–4:40

**MAIN POINT:** The Lord alone is God; there is no other besides Him.

**KEY PASSAGE:** Leviticus 11:45

**BIG PICTURE QUESTION:** Who can keep God's law? No one can keep God's law perfectly except Jesus.

---

## Welcome time

Greet each kid as he or she arrives. Use this time to collect the offering, fill out attendance sheets, and help new kids connect to your group. As kids arrive, invite them to share their favorite memory about the past week.

**SAY** • Did anything happen that made you happy? Did anything happen that made you sad? Which events do you think you will remember a week from now? What about a year from now? Why?

## Activity page (5 minutes)

- “Who Else?” activity page, 1 per kid
- pencils or markers

Invite kids to complete “Who Else?” on the activity page. Instruct them to begin with their pencils in the start space. Kids should follow the instructions step by step to trace over today's main point.

**SAY** • What message did you find? **The Lord alone is God; there is no other besides Him.** The Israelites had a hard time remembering this truth. We have a hard time remembering, too. God gave us the Bible to help us remember who He is and what He has done. He alone is God!

## Session starter (10 minutes)

### OPTION 1: Now and then

Invite kids to list recent events such as what they ate for breakfast yesterday, how many hours they slept last night, and the last three people they talked to.

Then ask kids to list what they ate on this day a year ago, how long they slept on the first day of last month, and the fifth person they ever talked to.

**SAY** • You remembered some of these recent events. Why was it hard to remember events from long ago? Today's Bible story is about some important events the Israelites had a lot of trouble remembering.

### OPTION 2: Eye test

Display the remembrance pictures by spreading them out on a table or along a focal wall. Tell the kids to study the images as hard as they can for 20 seconds. Set the timer. After 20 seconds, turn over the images and pass out paper and pencils. Ask questions about the pictures to see what kids can remember. Consider these questions:

1. What color was Moses' pillow? (*purple*)
2. How many quail were in the picture of the little girl with the basket? (*four quail*)
3. Who was crossing his arms? (*Pharaoh*)

As you review the answers, show the pictures again for kids to check their work.

**SAY** • Sometimes it is hard to remember! In our Bible story today, we will hear that God wanted the Israelites to remember this one truth: **The Lord alone is God; there is no other besides Him.**



- paper
- pencils

- "Remembrance Pictures" printable
- paper
- pencils
- timer

## Transition to large group

# Large Group LEADER

**SESSION TITLE:** Worship Only God

**BIBLE PASSAGE:** Deuteronomy 1; 3:23–4:40

**MAIN POINT:** The Lord alone is God; there is no other besides Him. Key Passage: Leviticus 11:45

**BIG PICTURE QUESTION:** Who can keep God's law? No one can keep God's law perfectly except Jesus.

---

## Countdown

• countdown video

Show the countdown video as your kids arrive, and set it to end as large group time begins.

## Introduce the session (3 minutes)

• leader attire

• backpack

• leafy branch

*[Large Group Leader enters wearing a backpack and carrying a leafy branch.]*

**LEADER** • Welcome back to my tree house! Did you know it's been exactly one month since my dad and I started building this house? My life has been so different ever since it was built! I used to spend a lot of time playing in my room. Now I can come up to my tree house instead! More of my friends come over to hang out in the tree house. Oh, and now I sleep outside in my tree house on warm nights!

But even though my tree house is pretty awesome, it doesn't compare to the way the Israelites' lives were different after God rescued them from slavery.

In today's Bible story, God wanted His people to remember how much He had changed their lives. He had delivered them from Egypt, He had provided food and water for them in the wilderness,



and He had given them commands to obey.

### **Big picture question (1 minute)**

**LEADER** • Our big picture question is, *Who can keep God's law?* In today's story, Moses reminded the people that even though God delivered His people from slavery and took care of them in the wilderness, they still did not trust Him. They still did not obey Him and go into the land He promised them. They still did not believe that He is strong enough to keep His promises. They were sinners, and so are we.

*Who can keep God's law? No one can keep God's law perfectly except Jesus.* In the wilderness, people got older and died. The kids became adults, and through Moses, God reminded this new generation of His law. He told them how important it was. But they were still unable to keep it perfectly. All of us are unable to keep God's law perfectly too. We needed Jesus to come and keep it perfectly for us.

### **Giant timeline (1 minute)**

**LEADER** • Our Bible story today takes place 40 years after last week's story ended. [*Point to timeline map.*] God's people received the rules for how to build the tabernacle and rules for making sacrifices inside the tabernacle. Does anyone remember why the people made sacrifices? (*to praise God and say they were sorry for their sin*)

Could any of God's people keep God's law perfectly? No, so they had to make sacrifices for sin. *Who can keep God's law? No one can keep God's law perfectly except Jesus.*

• Giant Timeline

- Bibles
- “Worship Only God” video
- Big Picture Question Poster
- Bible Story Picture Poster

## Tell the Bible story (10 minutes)

Open your Bible to Deuteronomy 1; 3:23–4:40. Tell the Bible story in your own words, or show the Bible story video “Worship Only God.”

**LEADER** • There was quite a lot of information in today’s story. Let’s see what you caught!

Ask the following review questions. Call on kids who raise their hands to answer.

1. How many years had Moses and the Israelites wandered in the wilderness? (*forty, Deut. 2:7*)
2. What did the people do after the 12 spies went into the promised land? (*They refused to go in. They were afraid of the people who lived there; Deut. 1:26-33*)
3. What are some of the commands the people did not follow? (*Do not make an idol for yourselves, do not worship things you have created, do not worship things God has created, worship only God; Deut. 5*)
4. What would happen to the people if they did not do what was right? (*God would scatter them to other lands, Deut. 4:25-27*)
5. **Who can keep God’s law? No one can keep God’s law perfectly except Jesus.**

**LEADER** • Not even Moses was allowed to go into the promised land. Joshua would lead the next generation of people into the promised land after Moses died. [*See Num. 20:12,18.*]

As you hear about the Israelites’ mistakes in the story today, don’t think, *Those silly, Israelites!* Think, *I am just like the Israelites! I am a sinner too.* Then praise God for sending Jesus, who obeyed God perfectly for us.

## The Gospel: God's Plan for Me (optional)

Use Scripture and the guide provided with this session to explain to boys and girls how to become a Christian. Assign individuals to meet with kids who have more questions.

Encourage boys and girls to ask their parents, small group leaders, or other Christian adults any questions they may have about becoming a Christian.

Tip: Provide *I'm a Christian Now* for new Christians to take home and complete with their families.

## Key passage (5 minutes)

Write one or two words of the key passage and reference on index cards so that they form a 3-by-3 grid when reading left to right. (Include one or two words per card plus the reference, Leviticus 11:45.) Then flip over the cards and write *HOLY* in large letters, so that part of each letter spans multiple cards. Make one set of verse cards for each group of four or five kids.

Show the key passage poster. Lead the boys and girls to read Leviticus 11:45 together.

Distribute the sets of cards to the groups. Tell the kids to mix up the cards with the key passage words faceup and then put them in the correct order in a 3-by-3 grid. Once they've done so, they may flip over the cards and reveal the secret word!

- Key Passage Poster
- "You Must Be Holy" song

## Discussion starter video (4 minutes)

Show the "Unit 6, Session 4" discussion starter video.

**LEADER** • Do you think Zach would have loved his gift more if it really was one-of-a-kind? How did everyone's having the same shirt change its value?

Guide kids to discuss God's uniqueness. Point out that there is no one like Him. Challenge kids to share ways their actions could show that they value God. Prompt them to

- "Unit 6, Session 4" discussion starter video

consider how they show their friends that they value them.

Explain that some people worship hundreds or thousands of false gods, but we believe that **the Lord alone is God; there is no other besides Him.**

• "Holy God (Holy, Holy, Holy)" song

### **Sing (4 minutes)**

**LEADER** • No one is like God. He is *holy*, which means He is set apart. Let's praise Him now.  
Sing together "Holy God (Holy, Holy, Holy)."

### **Pray (2 minutes)**

Invite kids to pray before dismissing to small groups.

**LEADER** • You alone are God. You are a compassionate God. You keep Your promises. You are God in heaven and on earth below. Help us to trust You and follow You all the days of our lives. Help us to remember all the ways You have been good to us. Thank You for sending Jesus to keep Your law perfectly for us. In Jesus' name, amen.

### **Dismiss to small groups**

## The Gospel: God's Plan for Me

Ask kids if they have ever heard the word *gospel*. Clarify that the word *gospel* means “good news.” It is the message about Christ, the kingdom of God, and salvation. Use the following guide to share the gospel with kids.



**God rules.** Explain to kids that the Bible tells us God created everything, and He is in charge of everything. Invite a volunteer to read Genesis 1:1 from the Bible. Read Revelation 4:11 or Colossians 1:16-17 aloud and explain what these verses mean.



**We sinned.** Tell kids that since the time of Adam and Eve, everyone has chosen to disobey God. (Romans 3:23) The Bible calls this sin. Because God is holy, God cannot be around sin. Sin separates us from God and deserves God's punishment of death. (Romans 6:23)



**God provided.** Choose a child to read John 3:16 aloud. Say that God sent His Son, Jesus, the perfect solution to our sin problem, to rescue us from the punishment we deserve. It's something we, as sinners, could never earn on our own. Jesus alone saves us. Read and explain Ephesians 2:8-9.



**Jesus gives.** Share with kids that Jesus lived a perfect life, died on the cross for our sins, and rose again. Because Jesus gave up His life for us, we can be welcomed into God's family for eternity. This is the best gift ever! Read Romans 5:8; 2 Corinthians 5:21; or 1 Peter 3:19.



**We respond.** Tell kids that they can respond to Jesus. Read Romans 10:9-10,13. Review these aspects of our response: Believe in your heart that Jesus alone saves you through what He's already done on the cross. Repent, turning from self and sin to Jesus. Tell God and others that your faith is in Jesus.

Offer to talk with any child who is interested in responding to Jesus.

# Small Group LEADER

**SESSION TITLE:** Worship Only God

**BIBLE PASSAGE:** Deuteronomy 1; 3:23–4:40

**MAIN POINT:** The Lord alone is God; there is no other besides Him.

**KEY PASSAGE:** Leviticus 11:45

**BIG PICTURE QUESTION:** Who can keep God's law? No one can keep God's law perfectly except Jesus.

---

## Key passage activity (5 minutes)

• Key Passage Poster

Lead the class to say the key passage together two times. Then direct the kids to form pairs and take turns saying the key passage to their partners.

**SAY** • Why did God want His people to be holy? [*Allow kids to respond.*] God wants His people to be holy because He is holy! When God's people are holy, the world can see what God is like and worship God too.  
**The Lord alone is God; there is no other besides Him.**

## Bible story review & Bible skills (10 minutes)

• Bibles, 1 per kid  
• Main Point Poster  
• "Remembrance Pictures" printable  
• tape

Invite the kids to do a sequencing activity. Stick the 10 remembrance images on the kids' heads. Instruct them to put themselves in the proper order of events in the Bible.

Allow the kids who do not have images taped to their heads to help with the sequencing.

Ask the following review questions based on the images:

1. Who found baby Moses in a basket in the river?  
(*Pharaoh's daughter, Ex. 2:5-6*)
2. What did God tell Moses to do when He spoke to him from the burning bush? (*God told Moses to lead*

Option: Retell or review the Bible story using the bolded text of the Bible story script.

*His people out of Egypt to a good land God had for them, Ex. 3:7-10)*

3. What happened to the Nile River after Pharaoh refused to let God's people go? (*God turned the river into blood, Ex. 7:14-20*)
  4. Did the plague of the frogs come before or after the Nile turned to blood? (*after, Ex. 8:1-6*)
  5. Did Pharaoh tell the people to go after the flies came? (*Yes, but he changed his mind; Ex. 8:28-32*)
  6. What kind of bad weather did God send as a plague? (*a hailstorm, Ex. 9:22-25*)
  7. How did God destroy the Egyptians? (*The Egyptians followed the Israelites into the Red Sea and God caused the walls of water to crash over them, Ex. 14:23-28*)
  8. How did God feed the people in the desert? (*He sent manna in the morning and quail in the evening, Ex. 16:13-15*)
  9. What rules did God give the people to show them how to love God and love others? (*The Ten Commandments, Ex. 20:1-17*)
  10. Why did people worship the golden calf? (*Moses went up on the mountain and they didn't know what happened to him. They said to Aaron, "Make us a god to lead us"; Ex. 32:1-4*)
- SAY** • Moses urged the Israelites to remember God's faithfulness and worship only Him. **The Lord alone is God; there is no other besides Him.** When we forget this truth, we are just like the Israelites, forgetting God and worshiping things that do not deserve our worship.
- Is it easy to forget what God has done for you? Is it easy to complain about what He hasn't done for

you? Is it easy to love something or someone other than God most of all?



## Activity choice (10 minutes)

**OPTION 1:** Can you remember?

Explain that the kids will hear instructions for movements that don't make much sense, but they need to remember which instruction goes with which movement.

**SAY** • When I say, “hands,” you will stomp. When I say “feet,” you will clap, and when I say “fingers,” you will turn around in a circle. Finally, when I say “body,” you will snap. Got it?

Begin giving instructions. You may choose to practice with just hands and feet until kids catch on.

**SAY** • It was hard to remember which instruction went with which movement. Remembering isn't always easy! It was hard for the Israelites to remember all the things God had done for them. But God wanted them to remember His mighty acts and laws. He wanted them to remember that **He alone is God; there is no other besides Him.**

Moses commanded the people to obey God so that they would live. He told them to worship only God—the one true God. We receive eternal life from God by trusting in His Son, Jesus, and we obey Him because only He is God.

As time allows, play again. Consider introducing new actions or allowing volunteers to stand in front of the group and give instructions.

**OPTION 2:** Frame it!

Before class, cut out squares of paper that could easily be

Option: Review the gospel with boys and girls. Explain that kids are welcome to speak with you or another teacher if they have questions.

- paper squares
- large craft sticks
- glue
- markers or colored pencils



glued to a frame made of four large craft sticks.

During class, instruct the kids to list on one of these square sheets all the wonderful things God has done for them recently.

Each child will then frame their list by decorating four large craft sticks, gluing the tips of the sticks into a square, and gluing their list face-forward onto the back of the frame. Encourage the kids to take their frames home to display somewhere they will see them often.

**SAY • The Lord alone is God; there is no other besides Him.** Each time you see this list, remember how God has been faithful to you. Remember that we worship and obey Him because He is the one and only God.

### **Journal and prayer (5 minute)**

Distribute journal pages and pencils. Prompt kids to list two or three things they remember about today's Bible story. Encourage them to also describe something they can do this week to show God that they love Him.

As time allows, lead kids to complete "Commandment Confusion" on the activity page. Kids should cross out any commands that are not part of the Ten Commandments. Encourage them to check their work by reading Exodus 20:1-17 in the Bible.

Challenge them to identify which commandments are not listed on the activity page. (*Do not make an idol for yourself; remember the Sabbath day, to keep it holy; honor your father and mother; keep your marriage promises; do not lie.*)

- pencils
- Journal Page
- "Commandment Confusion" activity page, 1 per kid

Tip: Give parents this week's *Big Picture Cards for Families* to allow families to interact with the biblical content at home.