


# THE GOSPEL


## GOD'S PLAN for PRESCHOOLERS

While preschoolers might not be ready to respond to the gospel, use this guide to help little minds begin to grasp big truths about Jesus and the kingdom of God.




### **GOD IS KING.**

Ask: "Who is in charge at home? Who is in charge over the whole world?" Explain that God made everything! He is King over everything, and He is in charge.



### **WE SINNED.**

Ask: "Have you ever done something wrong?" Tell preschoolers that everyone sins, or disobeys God. Our sin makes God sad.



### **GOD SENT JESUS.**

Explain that God must punish sin. He loves us and He sent His Son, Jesus, to earth. Jesus came to take away the punishment for sin.

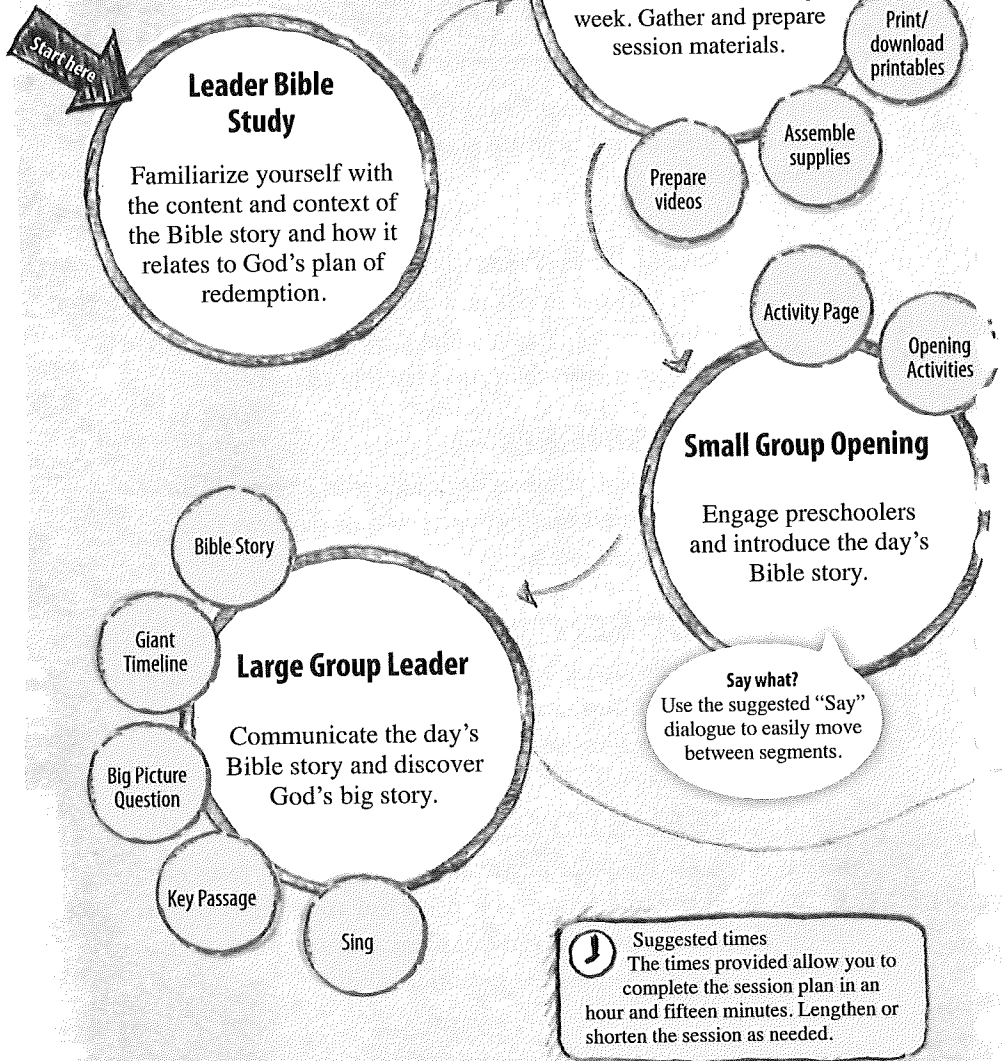


### **JESUS LOVES.**

Ask: "Do you like presents?" Explain that Jesus gives us the best present. He never did anything wrong, but He was punished in our place. Jesus wants to take away our sin because He loves us.

*Pray that God will save your preschoolers. As you faithfully teach the Bible, you are planting gospel seeds in children's hearts. Ask God to grow the preschoolers into children who love and trust in Jesus.*

# Bible Study at a Glance



## Snack

Play the countdown video to signal the end of activities. Guide preschoolers to clean their areas. Take a restroom break and wash hands. Gather preschoolers for snack time. Thank God for the snack.

Serve pretzels and marshmallows for snack.

Demonstrate how to form a stairway or ladder by using the marshmallows to connect the pretzels. Remind preschoolers how Jacob saw God at the top of the giant stairway in his dream. God promised Jacob the same things that He promised Abraham and Isaac. **God reminded Abraham's family about His promises.**

## Transition

When a child finishes his snack, guide him to throw away any trash. He may select a book or puzzle to examine, play quietly with play dough or a favorite toy, or color the Bible story coloring page.

Offer the journal page and invite preschoolers to draw a picture of Abraham, Isaac, and Jacob. Remind preschoolers that **God reminded Abraham's family about His promises.** God's promise is for us, too. Jesus was born into Abraham's family. Jesus was God's plan to save people from sin and fix their friendship with God.

**SAY** • God, thank You for being a good God who keeps His promises. Thank You for sending Jesus through Abraham's family. Help us to trust in Him. Amen!

If parents are picking up their children at this time, tell them something that their child enjoyed doing or did well during the session. Distribute the preschool big picture cards for families.

- countdown video (optional)
- Allergy Alert printable
- snack food
- paper cups and napkins

- Journal Page printable, 1 per child
- Bible Story Coloring Page
- books and puzzles
- crayons
- *Big Picture Cards for Families: Babies, Toddlers, and Preschool*

# Unit 3: God the Covenant-Keeper

## Unit Description:


God remained faithful to the covenant He made with Abraham and renewed His promises to Jacob despite Jacob's sin. God used Joseph to provide for the people of Israel and bring them into Egypt, which also set the stage for a glorious demonstration of God's power to deliver.

## Key Passage:

Genesis 26:24

## Big Picture Question:

What can stop God's plan? Nothing can stop God's plan.



# Unit 3: God the Covenant-Keeper

## Session 1:

### Bible Story:

The Stolen Blessing

### Bible Passage:

*Genesis 25:27-34; 27:1-45*

### Main Point:

Jacob took what belonged to his brother.

## Session 4:

### Bible Story:

Joseph's Dreams Came True

### Bible Passage:

*Genesis 42:1-46:34; 50:15-21*

### Main Point:

God sent Joseph to Egypt to save his family.

## Session 2:

### Bible Story:

Jacob's New Name

### Bible Passage:

*Genesis 32-33*

### Main Point:

God changed Jacob's name to Israel.

## Session 3:

### Bible Story:

Joseph Sent to Egypt

### Bible Passage:

*Genesis 37:1-36; 39:1-41:57*

### Main Point:

God sent Joseph to Egypt.

## The Stolen Blessing

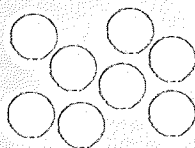
**BIBLE PASSAGE:** Genesis 25:27-34; 27:1-45

**MAIN POINT:** Jacob took what belonged to his brother.

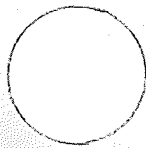
**KEY PASSAGE:** Genesis 26:24

**BIG PICTURE QUESTION:** What can stop God's plan? Nothing can stop God's plan.

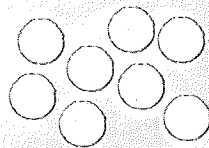
**SMALL GROUP OPENING**  
(15-20 MINUTES)  
PAGE 122



**LARGE BIBLE STUDY**  
(10-15 MINUTES)  
PAGE 124



**SMALL GROUP ACTIVITIES**  
(20-25 MINUTES)  
PAGE 126



## Leader BIBLE STUDY

Isaac was the son of promise, a gift to Abraham and Sarah in their old age. By God's covenant with Abraham, Isaac was Abraham and Sarah's hope for descendants as numerous as the stars. When Isaac grew up, he married Rebekah. Then he prayed for a child.

Rebekah became pregnant with not just one baby, but two! Her twin boys wrestled inside her, and she asked the Lord, "Why is this happening to me?"

God explained His plan for the twins. The boys' families would become two nations (from Esau, the nation of Edom; from Jacob, the nation of Israel), one stronger than the

## Snack

Play the countdown video to signal the end of activities. Guide preschoolers to clean their areas. Take a restroom break and wash hands. Gather preschoolers for snack time. Thank God for the snack.

Serve alphabet cookies or crackers for snack. Encourage preschoolers to find a *J* and *I*. Remind preschoolers that Jacob wrestled with God, and **God changed Jacob's name to Israel**.

- countdown video (optional)
- Allergy Alert download
- snack food
- paper cups and napkins

## Transition

When a child finishes her snack, guide her to throw away any trash. She may select a book or puzzle to examine, play quietly with play dough or a favorite toy, or color the Bible story coloring page.

Offer the journal page and invite preschoolers to draw a picture of themselves or write their name. Remind children that **God changed Jacob's name to Israel** and when we are adopted into God's family, He calls us children of God.

**SAY** • God, thank You that You are willing to change us and give us a new name just like You did for Jacob. Thank You for sending Jesus to die for our sin and be raised from the dead so we can be part of Your family.

If parents are picking up their children at this time, tell them something that their child enjoyed doing or did well during the session. Distribute the preschool big picture cards for families.

- Journal Page printable, 1 per child
- Bible Story Coloring Page
- books and puzzles
- crayons
- *Big Picture Cards for Families: Babies, Toddlers, and Preschool*

## Joseph Sent to Egypt

**BIBLE PASSAGE:** Genesis 37:1-36; 39:1-41:57

**MAIN POINT:** God sent Joseph to Egypt.

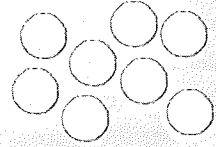

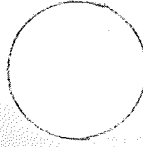
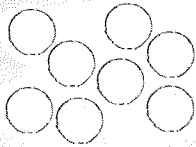
**KEY PASSAGE:** Genesis 26:24

**BIG PICTURE QUESTION:** What can stop God's plan? Nothing can stop God's plan.

**SMALL GROUP OPENING**  
(15-20 MINUTES)  
PAGE 146

**LARGE BIBLE STUDY**  
(10-15 MINUTES)  
PAGE 148

**SMALL GROUP ACTIVITIES**  
(20-25 MINUTES)  
PAGE 150



### Leader BIBLE STUDY

Jacob grew up in strife with his twin brother, Esau. He deceived his father, Isaac, to steal Esau's blessing. Then he spent many years away from his family to avoid Esau's anger. God spoke to Jacob in a dream and reaffirmed to Jacob the promise He gave to Abraham and Isaac. Finally, God called Jacob home to the land of Canaan. God blessed Jacob and changed his name to Israel.

Jacob had 12 sons. They would become the leaders of the tribes of Israel. But Jacob's favorite son was Joseph. Joseph was the son of Rachel, Jacob's favorite wife, and Jacob didn't hide his favoritism. He gave Joseph a gift that his other sons did not get: a beautiful coat of many colors.



Of course, this did not endear Joseph to his siblings. Neither did Joseph's announcement that God had spoken to him in dreams—dreams that revealed that one day everyone in Joseph's family would bow down to him. Joseph's brothers planned evil against him, and Joseph ended up in a hole in the ground. Then he was sent to Egypt and was accused of a crime he did not commit.

Maybe Joseph felt alone in the pit. Maybe he felt alone in prison. Had God forgotten Joseph? No. God was with Joseph, and He had a wonderful plan for Joseph. He raised up Joseph into a position of power in Egypt. God used Joseph to establish a remnant—a small, surviving group of His people. Centuries later, God sent His Son, Jesus, into the world as part of that family.

Jesus experienced true loneliness and ultimate suffering as He died on the cross for our sins. God raised Jesus from the dead. When we trust in Him, God forgives our sin. We won't experience true loneliness because Jesus promised to always be with us. (Matt. 28:20) And compared to the weight of glory awaiting believers, our suffering on earth is "momentary light affliction" (2 Cor. 4:17).

God is in control of our lives, and He uses suffering and injustice to accomplish His plans in and through us. We can trust God's faithfulness. Through all circumstances, God's will prevails—all for His glory and our good.



**MINISTRY GRID**  
training made simple

Additional resources for each session are available at [gospelproject.com](http://gospelproject.com). For free training and session-by-session help, visit [www.ministrygrid.com/web/thegospelproject](http://www.ministrygrid.com/web/thegospelproject).

# The BIBLE STORY

## Joseph Sent to Egypt

*Genesis 37:1-36; 39:1-41:57*

**Jacob had 12 sons, but he liked his son Joseph the best. Jacob gave Joseph a beautiful coat made of many colors.** Joseph had two dreams; they were messages from God. Both dreams meant that Joseph's family would bow down to Joseph. Joseph's brothers did not like hearing those dreams.

**One day, Joseph's brothers were away taking care of the sheep. Jacob sent Joseph to find out how they were doing.** When the brothers saw Joseph coming, they said, "Let's kill him! We can throw him into a deep hole and tell our father that an animal ate him!"

Reuben, the oldest brother, said, "Let's not kill him." Reuben planned to rescue Joseph later.

**The brothers took Joseph's beautiful coat and threw him into a deep hole. Along came some traders on their way to Egypt. The brothers sold Joseph to the traders as a slave.** They told their father Jacob that Joseph had been killed by an animal. Jacob was very sad.

**In Egypt, the traders sold Joseph to an important man named Potiphar (PAHT ih fuhr).** God was with Joseph, and Joseph did good work. Potiphar put Joseph in charge of everything he owned. But **Potiphar's wife lied about Joseph, and Potiphar put Joseph in jail.**

**God was still with Joseph. The prison guard put Joseph in charge of the other prisoners. Two prisoners had been servants to the king.** Each of them had a dream. Nobody knew what their dreams meant. Joseph said, "God tells what dreams mean. What did you dream?"

The men told their dreams, and Joseph told them what

their dreams meant. **Joseph told one of the men to tell Pharaoh that Joseph did not deserve to be in jail.** The dreams came true, **but the man forgot about Joseph.**

Two years later, **Pharaoh had two dreams. Nobody knew what the dreams meant. At last, the man remembered Joseph.** Joseph was called to see Pharaoh. Joseph said, "I cannot know what your dream means, but God can. What did you dream?"

In Pharaoh's first dream, seven fat cows were eating beside the Nile River. Seven thin cows came and ate up the fat cows. In the second dream, a thin stalk of wheat with seven small heads of grain swallowed a stalk that was growing seven good, ripe heads of grain.


**Joseph said, "These dreams mean the same thing. God has shown you what He is about to do.** There will be seven years of good harvests. For the next seven years after that, not much grain will grow. **People will be hungry."**

Then Joseph told Pharaoh what he should do. He said, "Find a man to collect part of the grain during the seven good years and store it in cities. Then, during the seven bad years, there will be food enough for people to eat. The people in Egypt will be saved."

**Pharaoh said, "God is with you. I want you to be in charge** of collecting and storing the grain. **You will be the most important man in the land, except for me."**

**Joseph did his job well, and God was with Him.**

*Christ Connection: God sent Joseph to Egypt. God was with Joseph, and Joseph had a big job and lots of power. God used Joseph's power to help Joseph's family and many others. Jesus had a lot of power in heaven, but He left heaven to come to earth. Jesus came to save people from sin.*



**WANT TO  
DISCOVER  
GOD'S WORD?  
GET MORE!**

Invite preschoolers to check out this week's devotionals to discover that God sent Joseph to Egypt to save the lives of people from many nations. (Gen. 41:57) God also sent Jesus to earth to rescue from sin all who trust in Him. Order in bulk, subscribe quarterly, or purchase individually. For more information, check out [www.lifeway.com/devotionals](http://www.lifeway.com/devotionals).

# Small Group OPENING

**SESSION TITLE:** Joseph Sent to Egypt

**BIBLE PASSAGE:** Genesis 37:1-36; 39:1-41:57

**MAIN POINT:** God sent Joseph to Egypt.

**KEY PASSAGE:** Genesis 26:24

**BIG PICTURE QUESTION:** What can stop God's plan? Nothing can stop God's plan.

---

## Welcome

- "Trustin' God" song
- offering basket
- Allergy Alert download
- favorite toys

Play the unit theme song in the background as you greet preschoolers and follow your church's security procedures. Set an offering basket near the door to collect at an appropriate time. Post an allergy alert, if necessary. Set out a few favorite toys, such as puzzles and blocks.

## Activity page

- "Color the Coat" activity page, 1 per child
- red, orange, and yellow crayons or markers

Color the coat by using the numbers on each stripe and the legend to determine the color for each stripe.

**SAY** • What a colorful coat! Our Bible story today is about one of Jacob's sons, Joseph. Jacob gave Joseph a coat that was very colorful. Jacob's brothers were jealous of Joseph and did something wrong.

## Draw dreams

Explain that often times we have dreams when we are sleeping. Dreams are pictures we see as we sleep. Ask preschoolers to share about a dream they have had. Provide a sheet of paper and crayons or markers for each preschooler. Prompt preschoolers to draw a picture of a dream they have had or would like to have.

**SAY** • In today's Bible story, we will hear about several



- crayons or markers
- sheet of paper

dreams. Each of these dreams was a message from God to the people who had the dreams. God told Joseph what dreams meant, and he was able to share the meaning of the dreams with the people.

## Count to 12

Use a permanent marker to number the 12 cups of a clean egg carton. Provide an assortment of colorful pom-poms. Older preschoolers may count out 12 of a certain color pom-pom by dropping one pom-pom of that color in each of the cups. Younger preschoolers, may simply count to 12 by dropping any color pom-pom in the cups.

**SAY** • Good job counting to 12! In our Bible story today, we will hear about Jacob's family. Jacob had 12 sons. Listen to the story to find out which of Jacob's 12 sons was his favorite.

- clean egg carton
- colorful pom-poms
- permanent marker

## Transition to Bible study

To gain the attention of all the preschoolers to move them to Bible study, show the countdown video, flip off the lights, or clap a simple rhythm for the children to copy.

Invite preschoolers to move to Bible study based on the color clothes they are wearing. For example, "If you are wearing a blue shirt, come to Bible study;" or "If you have pink on your shoes, come to Bible study."

- countdown video (optional)

# Large Group LEADER

**SESSION TITLE:** Joseph Sent to Egypt

**BIBLE PASSAGE:** Genesis 37:1-36; 39:1–41:57

**MAIN POINT:** God sent Joseph to Egypt.

**KEY PASSAGE:** Genesis 26:24

**BIG PICTURE QUESTION:** What can stop God’s plan? Nothing can stop God’s plan.

---

## Introduce the Bible story

**SAY** • Has anyone ever given you a special gift? In today’s Bible story a dad gave one of his sons a special gift, but it made his other sons angry.

## Watch or tell the Bible story

Open your Bible to Genesis 37.

**SAY** • Is there any book more important than the Bible? No, the Bible has God’s words in it. The stories in the Bible really happened. Today’s Bible story comes from the first book of the Bible, Genesis.

Show the Bible story video “Joseph Sent to Egypt,” or tell the Bible story in your own words using the script provided. Use the bolded version for younger preschoolers.

## Talk about the Bible story

**SAY** • Joseph’s brothers sold him as a servant. Potiphar’s wife got him in trouble. The man in jail forgot about Joseph. Many hard things happened to Joseph, but all of it was part of God’s plan to get Joseph to Egypt. **God sent Joseph to Egypt.**

Point to the Bible story picture on the giant timeline or big story circle as you ask the following review questions:

- Bible
- “Joseph Sent to Egypt” video
- Bible Story Picture Poster

- Main Point Poster
- Giant Timeline or Big Story Circle

1. Who was Jacob's favorite son? (*Joseph*)
2. What did Joseph's brothers do to Joseph? (*took his coat, put him in a deep hole, and sold him as a servant*)
3. Where did Joseph have to go after Potiphar's wife lied about him and got Joseph in trouble? (*jail*)
4. Who told Joseph the meaning of people's dreams? (*God*)
5. What did the Pharaoh put Joseph in charge of? (*collecting and storing grain*)

### Big picture question

**SAY** • Joseph may have wondered why all these bad things were happening to him, especially since God had showed Joseph in a dream that his whole family would bow down to him one day. Our big picture question is, ***What can stop God's plan? Nothing can stop God's plan.*** All the good things and bad things that happened to Joseph were part of God's plan.

• Big Picture Question Poster

### Key passage

Open your Bible to Genesis 26:24. Read the key passage aloud several times. Sing together the key passage song, "I Am With You."

**SAY** • Joseph may have felt alone, but God was always with him. **God sent Joseph to Egypt.** God gave Joseph a big job and lots of power. God used Joseph's power to help Joseph's family and many others. Jesus had a lot of authority in heaven, but He left heaven to come to earth. Jesus came to save people from sin.

• Key Passage Poster  
• "I Am With You" song

### Transition to small groups

# Small Group ACTIVITIES

**SESSION TITLE:** Joseph Sent to Egypt

**BIBLE PASSAGE:** Genesis 37:1-36; 39:1-41:57

**MAIN POINT:** God sent Joseph to Egypt.

**KEY PASSAGE:** Genesis 26:24

**BIG PICTURE QUESTION:** What can stop God's plan? Nothing can stop God's plan.

---



## Play follow the leader

Engage preschoolers in a game of follow the leader. Select one child to be the leader. Direct the rest of the children to line up behind the leader. The leader begins to move about the room with the other children imitating his actions.

**SAY** • A leader is a person who is in charge. **God sent Joseph to Egypt.** God was with Joseph and made Joseph a leader with a lot of power. God used Joseph's power to help Joseph's family and many others. Jesus had a lot of authority in heaven, but He left heaven to come to earth. Jesus came to save people from sin.

## “Send” Joseph to Egypt on a zipline

Prior to class, cut out a Joseph figure for each child from the Joseph printable. Consider printing the Joseph printable in black and white for children to color. Provide a paper clip for each child to place on their Joseph figure. Designate a spot on the floor to be “Egypt.” Tape one end of the length of fishing wire securely to that spot. Hold the other end of the wire above your head and far enough away from Egypt to make the wire taut. Invite preschoolers to take turns handing you their paper-clipped Joseph for you to

- fishing wire
- paper clips
- “Joseph” printable
- markers (optional)



“send” down the zipline to Egypt by threading the wire through the loop formed by the top of the paper clip. Invite preschoolers to “catch” Joseph in Egypt.

**SAY • God sent Joseph to Egypt.** Joseph’s trip to Egypt was not fun like riding a zipline. Many hard things happened to him on His way to Egypt, but God was with Joseph. God gave Joseph power and used that power to help Joseph’s family and many others. Jesus had a lot of authority in heaven, but He left heaven to come to earth. Coming to earth was not easy for Jesus, but He did it anyway to save people from sin.

### Make encouraging cards

Propose children make cards to encourage those who may be sad or going through hard times. Consider delivering the cards to a homeless shelter, nursing home, or to people in your church family who are enduring suffering.

**SAY • God sent Joseph to Egypt.** Joseph went through many hard times before he became a powerful man in Egypt. Jesus had a lot of authority in heaven, but He left heaven to come to earth. Jesus came to save people from sin. We can encourage others that the same God who sent Jesus to earth is with them when they are sad or having a hard time.

- construction paper
- markers or crayons
- stickers

### Play a traveling game

Prior to the session, draw simple sketches depicting a deep hole, Potiphar’s house, jail, and Pharaoh on four separate sheets of paper. Post the signs in different areas around the room. Call out a color and a place. If a preschooler has that color somewhere on his clothes, he must go to the sign depicting the place you called out. For example, “If

- paper
- markers
- tape

you have any green on, go to Potiphar's house." Continue playing as time allows. End by saying, "If you are wearing any color, go to Pharaoh."

**SAY** • Joseph went to places where life was hard until he finally became an important man in Egypt, but all of it was God's plan. **God sent Joseph to Egypt.** God used Joseph's power to help Joseph's family and many others. Jesus had a lot of authority in heaven, but He left heaven to come to earth. Jesus came to save people from sin.

### Make a coat collage

- catalogs and magazines
- scissors
- glue
- construction paper
- marker

Lead preschoolers in looking through magazines and catalogs for pictures of coats. Instruct a preschooler to cut out the coat pictures and glue them to her construction paper to create a collage. For younger preschoolers, cut out the coat pictures in advance. Write the main point, key passage, or big picture question and answer on each child's collage.

**SAY** • Jacob gave his favorite son Joseph a beautiful coat made of many colors. Joseph's brothers took his beautiful coat and threw him in a deep hole. The brothers did a wrong thing, but **God sent Joseph to Egypt.** God was with Joseph through it all and gave Joseph a big job and lots of power. Jesus had a lot of authority in heaven, but He left heaven to come to earth. Jesus came to save people from sin.

## Snack

Play the countdown video to signal the end of activities. Guide preschoolers to clean their areas. Take a restroom break and wash hands. Gather preschoolers for snack time. Thank God for the snack.

Serve whole grain crackers for snack. Remind preschoolers that God used all the hard things that Joseph went through as part of His plan. **God sent Joseph to Egypt.** God put Joseph in charge of collecting and storing grain in Egypt to help hungry people have food to eat.

- countdown video (optional)
- Allergy Alert download
- snack food
- paper cups and napkins

## Transition

When a child finishes her snack, guide her to throw away any trash. She may select a book or puzzle to examine, play quietly with play dough or a favorite toy, or color the Bible story coloring page.

Offer the journal page and invite preschoolers to draw with colors that might have been on Joseph's coat of many colors. Remind children that **God sent Joseph to Egypt.** God used the power He gave Joseph to help Joseph's family and many others. Jesus had a lot of authority in heaven, but He left heaven to come to earth. Jesus came to save people from sin.

**SAY** • God, thank You that nothing can stop Your plan. You are in charge of everything! Thank You that part of Your plan was to send Jesus to earth to save people from sin. Help us to turn from our sin and follow Jesus!

If parents are picking up their children at this time, tell them something that their child enjoyed doing or did well during the session. Distribute the preschool big picture cards for families.

- Journal Page printable, 1 per child
- Bible Story Coloring Page
- books and puzzles
- crayons
- *Big Picture Cards for Families: Babies, Toddlers, and Preschool*