

Snack

Play the countdown video to signal the end of activities. Guide preschoolers to clean their areas. Take a restroom break and wash hands. Gather preschoolers for snack time. Thank God for the snack.

Consider serving bite-sized chocolate candies wrapped in gold foil to represent the gold the wise men gave to Jesus. If chocolate is not an option, consider serving today's snack in small gift snack bags. Talk about the gifts the wise men brought to worship Jesus as King.

- countdown video (optional)
- Allergy Alert download
- snack food
- paper cups and napkins

Transition

When a child finishes his snack, guide him to throw away any trash. He may select a book or puzzle to examine, play quietly with play dough or a favorite toy, or color the Bible story coloring page.

Offer the journal page and invite preschoolers to draw a picture of the wise men following God's star. Remind children that Jesus is God's Son, and Jesus is King forever. Pray for the children.

SAY • Dear Jesus, thank You for coming to earth to rescue us from our sin by dying on the cross. Thank You for coming back to life so You can be our King forever. Help us to love You and worship You every day. Amen.

If parents are picking up their children at this time, tell them something that their child enjoyed doing or did well during the session. Distribute the preschool big picture cards for families.

- Journal Page printable, 1 per child
- Bible Story Coloring Page
- crayons
- *Big Picture Cards for Families: Babies, Toddlers, and Preschool*

Unit 6: God Is Holy

Unit Description:


As the rescued people of Israel traveled toward the promised land, God gave them laws to guide them in how to live and to help them understand God's perfect holiness. God also gave rules for worship. God's laws show that no one can keep all of them perfectly and that the only way to be right with God is through faith in Jesus.

Key Passage:

Leviticus 11:45

Big Picture Questions:

Who can keep God's law? No one can keep God's law except Jesus.



Unit 6: God Is Holy

Session 1:

Bible Story:

The Ten Commandments: Love
Others

Bible Passage:

Exodus 20:12-17

Main Point:

God gave rules about loving
others.

Session 2:

Bible Story:

The Tabernacle Was Built

Bible Passage:

Exodus 35:4-40:38

Main Point:

God told His people to build
the tabernacle.

Session 3:

Bible Story:

God Gave Rules for Sacrifice

Bible Passage:

Leviticus 1-27

Main Point:

God provided a way to forgive
His people.

Session 4:

Bible Story:

Worship Only God

Bible Passage:

Deuteronomy 1; 3:23-4:40

Main Point:

The Lord alone is God.

Session 5:

Bible Story:

God Reminded His People of
His Covenant

Bible Passage:

*Deuteronomy 5:1-6:25; 8:1-
11:1,26-28*

Main Point:

God wanted His people to
remember His promise.

The Ten Commandments: Love Others

BIBLE PASSAGE: Exodus 20:12-17

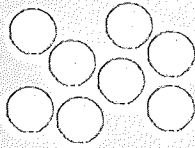
MAIN POINT: God gave rules about loving others.

KEY PASSAGE: Leviticus 11:45

BIG PICTURE QUESTION: Who can keep God's law? No one can keep God's law except Jesus.

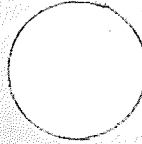
SMALL GROUP OPENING
(15–20 MINUTES)

PAGE 110



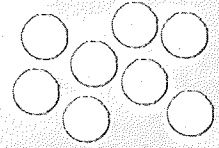
LARGE GROUP BIBLE STUDY
(10–15 MINUTES)

PAGE 112



SMALL GROUP ACTIVITIES
(20–25 MINUTES)

PAGE 114



Leader BIBLE STUDY

As the rescued people of Israel traveled toward the promised land, God gave them laws to guide them in how to live and to help them understand God's perfect holiness. God's laws covered every part of their lives and were summed up in the Ten Commandments.

The Ten Commandments can be grouped into two categories: The first four laws deal with a person's relationship with God and the last six laws deal with a person's relationship with others. God did not give laws for the sake of giving laws; the laws had a purpose. Not only did they show what righteous living looks like, they were part of the covenant God made with Israel, known as the

Mosaic covenant. (See Ex. 19:3-8.)

God had promised Abraham that all the peoples on earth would be blessed through him. (See Gen. 12:3.) “Abraham believed God, and it was credited to him for righteousness” (Rom. 4:3). God’s promise to Abraham would be fulfilled in Jesus. But God gave the law to guide people until Jesus came.

As you teach preschoolers, avoid presenting the Ten Commandments as a burden—a list of laws they must try to keep to earn God’s favor. God’s rules are good and are meant to help us, but the Bible is clear that we are all sinful and fall short of God’s standard for holiness. Our obedience can’t save us.

Lead preschoolers to examine the last six commandments and to imagine a world where everyone keeps God’s commands. Remind them that everything was perfect before sin entered the world, and one day, Jesus will return and take away sin once and for all.

The bad news is that we are unable to keep even a few laws. Point them to the good news found in Jesus—the One who took our sin upon Himself and offers His own perfect record of righteousness. Only through faith in Jesus can we have a right relationship with God.



MINISTRY GRID
training made simple

Additional resources for each session are available at gospelproject.com. For free training and session-by-session help, visit www.ministrygrid.com/web/thegospelproject.

The BIBLE STORY

The Ten Commandments: Love Others

Exodus 20:12-17

Moses and the Israelites were in the wilderness. They set up camp at the base of a mountain called Mount Sinai. God had rescued the Israelites from slavery in Egypt, and He had a plan to make them His special people. **God made a special agreement with the Israelites.**

God said, “If you listen carefully to Me and keep My covenant, you will be My people.”

The Israelites said, “We will do everything the Lord said.”

Moses went up the mountain, and the Lord came down in a fire. Smoke covered the mountain, and thunder rumbled. Lightning lit up the sky. God told the people not to come up the mountain.

“I am the Lord your God,” He said. “I brought you out of Egypt. I rescued you from slavery.”

Then God gave Moses the Ten Commandments. The last six commandments told the Israelites what it looks like to have a right relationship with other people: “... You must honor your father and mother. You must not murder. You must keep your marriage promises. You must not steal. You must not lie. You must not want what belongs to someone else.”


When the people heard God talking to Moses, they were afraid. They heard the law that God gave to them. They told Moses, “Let God talk to you, and then tell us what He said. If God speaks to us, we will die!”

“Do not be afraid,” Moses said. “God wants you to fear Him so that you will not sin.”

The Israelites stood back, and Moses went up the

mountain where God was. Moses was on the mountain for many days. God gave Moses many more laws. When **God** was finished speaking to Moses on the mountain, He **gave Moses two stone tablets. God had written on the tablets with His own finger.**

Christ Connection: God's rules tell us what it looks like to be perfect. Everyone has sinned. Nobody is perfect except for Jesus. Jesus loves everyone perfectly. He loves people so much that He died to take away our sin.



**WANT TO
DISCOVER
GOD'S WORD?
GET
MORE!**

Invite preschoolers to check out this week's devotionals to discover the Ten Commandments show us what is right and good. (Deut. 6:18) God knew we would not be able to keep His law perfectly, so He sent Jesus. Order in bulk, subscribe quarterly, or purchase individually. For more information, check out www.lifeway.com/devotionals.

Small Group OPENING

SESSION TITLE: The Ten Commandments: Love Others

BIBLE PASSAGE: Exodus 20:12-17

MAIN POINT: God gave rules about loving others.

KEY PASSAGE: Leviticus 11:45

BIG PICTURE QUESTION: Who can keep God's law? No one can keep God's law except Jesus.

Welcome time

- "Holy God (Holy, Holy, Holy)" song
- offering basket
- Allergy Alert download
- favorite toys related to the Bible story theme

Play the unit theme song in the background as you greet preschoolers and follow your church's security procedures. Set an offering basket near the door to collect at an appropriate time. Post an allergy alert, if necessary. Set out a few favorite theme-related toys, such as puzzles and blocks.

Activity page

- "Loving Others" activity page, 1 per child
- pencils or crayons

Invite preschooler to examine each scene. Guide them to circle the scenes where the people are showing love and to draw an *X* over the scene where someone is not showing love.

SAY • When we learned about the Ten Commandments before, we discovered that the first four commandments tell us what it looks like to have a right relationship with God. Today, we will learn that the last six commandments tell us what it looks like to have a right relationship with other people. We will find out what those commandments are in Bible study today.

Counting hopscotch

Tape an easy hopscotch path on the floor with 10 squares. Invite the preschoolers to line up and go through the hopscotch course one at a time. As each child is hopping, count aloud to 10. Encourage the preschoolers to count with you.

SAY • Great job hopping and counting to 10! Today we are going to learn more about 10 special rules that God gave His people. Do you have rules at home? at school? at church? Why do we have rules? Today we're going to learn that God's rules teach us how to love Him and other people.

Sing a song about holiness

Sing to the tune of "Mary Had a Little Lamb":

"Holy, holy is the Lord, is the Lord, is the Lord!

Holy, holy is the Lord,

He alone is God!"

SAY • God is holy. Do you know what *holy* means? Holy means that God is always good, He is always loving, and He always does what is right. Since God is holy, His rules for us are good and holy too. We're going to learn today about God's rules.

Transition to Bible study

To gain the attention of all the preschoolers to move them to Bible study, show the countdown video, flip off the lights, or clap a simple rhythm for the children to copy. Invite preschoolers to use their fingers to count to ten as they move to Bible study.



• masking tape



• countdown video
(optional)

Large Group LEADER

SESSION TITLE: The Ten Commandments: Love Others

BIBLE PASSAGE: Exodus 20:12-17

MAIN POINT: God gave rules about loving others.

KEY PASSAGE: Leviticus 11:45

BIG PICTURE QUESTION: Who can keep God's law? No one can keep God's law except Jesus.

Introduce the Bible story

SAY • How do you know someone loves you? [*Invite children to raise their hand to answer.*] Do you remember when we learned the first of God's special rules, the Ten Commandments? God's first commandments show us how to love Him. Today we're going to learn how God wants us to love others. God loves all the people He made. Because God loves us and sent Jesus, we can love other people too.

Watch or tell the Bible story

Open your Bible to Exodus 20.

SAY • The Bible is the most important book there is. God gives us His words in the Bible. Everything in the Bible is true.

Show the Bible story video "The Ten Commandments: Love Others" or tell the Bible story in your own words using the script provided. Use the bolded version for younger preschoolers.

Talk about the Bible story

SAY • **God gave rules about loving others.** God's rules tell us what it looks like to be perfect. Nobody is holy

- Bible
- "The Ten Commandments: Love Others" video
- Bible Story Picture Poster

- Main Point Poster
- Giant Timeline or Big Story Circle

like God except for Jesus. Jesus loves people so much that He died to take away our sin. When we trust in Him as our Savior, Jesus wants us to love others, too. Point to the Bible story picture on the giant timeline or big story circle as you ask the following review questions:

1. Who wrote the Ten Commandments? (*God*)
2. On what did God write the Ten Commandments? (*two stone tablets*)
3. What are the last six commandments about? (**God gave rules about loving others.**)
4. Name some of the commandments we learned about today. (*Answers will vary.*)

Learn the big picture question

SAY • Our big picture question is, *Who can keep God's law? No one can keep God's law except Jesus.*

Ever since Adam and Eve first sinned, all people are sinners. Sinners cannot keep God's law. We do not love people like we ought. Jesus loves perfectly. He kept every one of God's laws and rescues us from sin.

• Big Picture Question Poster

Practice the key passage

Open your Bible to Leviticus 11:45. Read the key passage aloud several times. Sing together the key passage song, "You Must Be Holy."

SAY • God wants us to be holy like Him, but we can't be holy like God on our own. We need help. God sent Jesus to rescue us from our sin. When we trust in Jesus, God makes us holy like He is.

• Key Passage Poster
• "You Must Be Holy" song

Transition to small groups

Small Group ACTIVITIES

SESSION TITLE: The Ten Commandments: Love Others

BIBLE PASSAGE: Exodus 20:12-17

MAIN POINT: God gave rules about loving others.

KEY PASSAGE: Leviticus 11:45

BIG PICTURE QUESTION: Who can keep God's law? No one can keep God's law except Jesus.



- classroom items
- blindfold

Love others by helping

Set up a simple, age-appropriate obstacle course for the preschoolers using various classroom items. Practice the obstacle course before children arrive to make sure it is safe. Place the children in groups of three. One group at a time, blindfold one of the children in each group or invite her to close her eyes. Instruct her partners to guide her through the obstacle course. Her partners may hold her hands or simply tell her where to go. Make sure an adult leader stays nearby to make sure preschoolers move through the obstacle course safely.

SAY • Great job working together to get through the obstacle course! **God gave rules about loving others.** We show that we love others by helping and taking care of them. Jesus loves everyone perfectly. He loves people so much that He died to take away our sin.

Make an I-love-you card

- construction paper
- crayons
- markers
- stickers (optional)
- glitter pens (optional)

Provide construction paper (folded in half) for preschoolers to decorate for their parents. Provide crayons, markers, stickers, glitter pens, and other favorite art supplies. When preschoolers have finished, write *Honor your father and*

mother! on the cover of the card. Encourage preschoolers to give the cards to their parents, but be sensitive to each preschooler's home situation. Write each child's name on the back of his card.

SAY • God gave rules about loving others. The sixth commandment is to honor your mom and dad. *Honor* means to love them and treat them with respect by obeying them. It's not always easy to obey, but we can remember that Jesus always honored His Father. Jesus loves His Father, and Jesus loves everyone perfectly.

Ten Commandments puzzles

Print several copies of the Bible story picture on heavyweight paper. Cut apart the pictures in puzzle shapes. For younger preschoolers, cut the puzzle pieces into squares. Invite the preschoolers to put the puzzle back together. As they work the puzzles individually or in groups, briefly review the Bible story. Provide ziplock bags so preschoolers can take the puzzles home.

SAY • God gave rules about loving others. God wrote the Ten Commandments on two stone tablets using His finger! The Ten Commandments are important to God. God's rules tell us what it looks like to be perfect. Everyone has sinned. Nobody is perfect except for Jesus. Jesus loves everyone perfectly. He loves people so much that He died to take away our sin.

- Bible Story Picture, several copies
- heavyweight paper
- scissors
- ziplock bags

Sort the commandments

Before class, number craft sticks 1–10. Sum up the Ten Commandments in a few preschool friendly words and

- large craft sticks
- markers
- gift bag

write them on the craft sticks. Place the craft sticks in a gift bag and invite a preschooler to hold the bag closed and shake it while you count to 10. When you reach 10, shake the craft sticks onto the table. Help preschoolers put the commandments in numerical order. Guide the preschoolers to shout out each number as you read the commandments aloud.

SAY • The Ten Commandments teach us how to love God and love others. These rules are important to God and should be important to us. **God gave rules about loving others.** Jesus loves everyone perfectly. He loves people so much that He died to take away our sin.

Make a gift basket for first responders

- basket
- gift items
- construction paper
- markers

Invite preschoolers to assemble a gift basket to deliver to your local first responder agency. Consider contacting preschool families prior to the session and ask them to bring items such as coffee, bottled drinks, individually wrapped snacks, candy, and Christian reading materials.

Guide preschoolers to add items to the basket one at a time. Provide construction paper and markers for preschoolers to make thank-you cards to add to the gift basket. Pray for first responders, asking God to protect them as they protect people.

SAY • **God gave rules for loving others.** Bad things happen in our world because of sin. Emergency responders help people and protect them from the bad things that happen. Emergency responders help us when we need help. Jesus died to take away sin. One day, Jesus will make all the bad things go away forever.

Snack

Play the countdown video to signal the end of activities. Guide preschoolers to clean their areas. Take a restroom break and wash hands. Gather preschoolers for snack time. Thank God for the snack.

Serve a favorite snack and invite preschoolers to serve their friends. Talk about how **God gave rules about loving others**. Remind the children that Jesus loves us so much that He died on the cross so we can be forgiven of our sins when we trust in Him.

Transition

When a child finishes his snack, guide him to throw away any trash. He may select a book or puzzle to examine, play quietly with play dough or a favorite toy, or color the Bible story coloring page.

Offer the journal page and invite preschoolers to draw a picture of one of God's rules they have the hardest time obeying. Talk about how none of us can keep God's laws perfectly; that's why we need Jesus. Pray for the children.

SAY • God, thank You that You are holy. We are not holy. We don't always love You or other people like You want us to. Thank You for loving us so much that You sent Your Son, Jesus, to take away our sin. We love You! Amen.

If parents are picking up their children at this time, tell them something that their child enjoyed doing or did well during the session. Distribute the preschool big picture cards for families.

- countdown video (optional)
- Allergy Alert download
- snack food
- paper cups and napkins

- Journal Page printable, 1 per child
- Bible Story Coloring Page
- crayons
- *Big Picture Cards for Families: Babies, Toddlers, and Preschool*