

## Snack

Play the countdown video to signal the end of activities. Guide preschoolers to clean their areas. Take a restroom break and wash hands. Gather preschoolers for snack time. Thank God for the snack.

Serve animal crackers or bread for snack. As the children eat, remind them that God's people gave offerings to God. The offerings had special purposes. God's people gave God different offerings for different reasons. **God provided a way to forgive His people** so they could be with Him.

- countdown video (optional)
- Allergy Alert download
- snack food
- paper cups and napkins

## Transition

When a child finishes his snack, guide him to throw away any trash. He may select a book or puzzle to examine, play quietly with play dough or a favorite toy, or color the Bible story coloring page.

Offer the journal page and invite preschoolers to draw a picture of the best gift they have ever received. As children draw, remind them that God also sent His very best gift so we could be forgiven of our sin: His Son, Jesus. Pray for the children.

- Journal Page printable, 1 per child
- Bible Story Coloring Page
- crayons
- *Big Picture Cards for Families: Babies, Toddlers, and Preschool*

**SAY** • Thank You, God, for being holy. You always do what is right and good. We're not holy, God. No one can keep Your laws except Your Son. Thank You, God, for providing a way to forgive Your people. Thank You for sending Your Son, Jesus, to forgive us of our sin when we trust in Him. Amen.

If parents are picking up their children at this time, tell them something that their child enjoyed doing or did well during the session. Distribute the preschool big picture cards for families.

## Worship Only God

**BIBLE PASSAGE:** Deuteronomy 1; 3:23–4:40

**MAIN POINT:** The Lord alone is God.

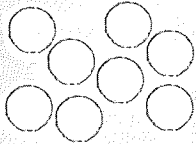
**KEY PASSAGE:** Leviticus 11:45

**BIG PICTURE QUESTION:** Who can keep God's law? No one can keep God's law except Jesus.

### SMALL GROUP OPENING

(15–20 MINUTES)

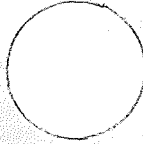
PAGE 146



### LARGE GROUP BIBLE STUDY

(10–15 MINUTES)

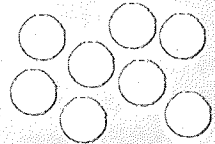
PAGE 148



### SMALL GROUP ACTIVITIES

(20–25 MINUTES)

PAGE 150



4

## Leader BIBLE STUDY

The Lord was faithful to keep the promises He made to Abraham and his descendants. He made the Israelites innumerable (Deut. 1:10) and gave them the land of Canaan (Deut. 1:8). All the Israelites needed to do was take possession of the land.

But the Israelites refused. They sent 12 men to scout out the land, and when the men reported about Canaan's inhabitants, the Israelites were afraid. Despite Joshua and Caleb's insistence that the Lord would protect them, the people did not trust God.

So God punished the Israelites. They wandered in the

wilderness for 40 years, and none of the disobedient people would enter the promised land. Not even Moses would go in. Only Joshua, Caleb, and the children who grew up in the wilderness.

By the time the Israelites reached the edge of Canaan, most of the people who had left Egypt as adults had died. Kids had now grown, and many of the Israelites had been born in the wilderness. It was to this group—a new generation—that Moses spoke in the opening chapters of Deuteronomy.

Moses' message reflected on Israel's history and encouraged the people to trust the Lord. Deuteronomy 4 records Moses' commands to the new generation of Israelites. He commanded obedience, told them to remember Israel's history, and urged them to avoid idolatry.

Moses prompted them to consider if anything greater had ever happened. (Deut. 4:32) Moses said, "You were shown these things so that you would know that the Lord is God; there is no other besides Him" (Deut. 4:35). Moses commanded the people to obey God so that they would live. He told them to worship only God—the one true God.

As you teach preschoolers about God's message through Moses, emphasize that we receive eternal life from God by trusting in Jesus, and we obey Him because only He is God.



**MINISTRY GRID**  
training made simple

Additional resources for each session are available at *gospelproject.com*. For free training and session-by-session help, visit [www.ministrygrid.com/web/thegospelproject](http://www.ministrygrid.com/web/thegospelproject).

# The BIBLE STORY

## Worship Only God

*Deuteronomy 1; 3:23–4:40*

Moses and the Israelites had been wandering in the wilderness for 40 years! Some of the people were old now. They had been young when Moses led the Israelites out of Egypt, away from the angry king.

Some of the people were young. They had been born in the wilderness. Their mommies and daddies and grandmas and grandpas told them stories about how God helped them.

**Now the Israelites were almost to the land God promised to give them. The promised land would be their new home. But before they could go into the land, Moses had something to say.**

Moses was very old now, and God wanted Moses to give the people an important message. So that is just what Moses did. Moses told a story. The story was about all those years the Israelites had been in the wilderness. Did they remember what had happened?

**“Many years ago, God told us to go into the promised land,”** Moses said. “God promised this land to Abraham, Isaac, and Jacob, and to us—their future families. **But we were afraid of the people who lived in the land, and we did not go in. We did not trust God.**

**“So God said that everyone who chose to disobey Him would not enter the promised land—not even me! God said that only the children and Joshua and Caleb (who had trusted God completely) would go in.”**

Moses had begged God to let him go into the promised land, but God said no. **God told Moses to make Joshua the leader of the Israelites, so that is what Moses did.**

Joshua would go with the Israelites into the promised land.

Then Moses reminded the Israelites of God's commands.


"Follow these commands when you live in the promised land," Moses said. "Do not forget them, and do not forget what God has done. Teach these commands to your children and grandchildren, and tell them about God."

Moses told the people to be careful. He said, "Worship only God!"

Moses said that God cares about His people. "The Lord alone is God; there is no other besides Him," said Moses. "He is God in heaven and on earth. He alone is God; there is no other besides Him."

Then Moses said, "Obey God's commands so that you may live in the promised land for a long time."

*Christ Connection: Moses told the people to obey God and worship only Him. Jesus brings us to the Father, and we obey Him because only He is God.*



**WANT TO  
DISCOVER  
GOD'S WORD?  
GET  
MORE!**

Invite preschoolers to check out this week's devotionals to discover that Moses reminded the Israelites to trust in God. They trusted in Him, and He rescued them. (Ps. 22:4)

We can trust in Jesus to rescue us from sin. Order in bulk, subscribe quarterly, or purchase individually. For more information, check out [www.lifeway.com/devotionals](http://www.lifeway.com/devotionals).

# Small Group OPENING

**SESSION TITLE:** Worship Only God

**BIBLE PASSAGE:** Deuteronomy 1; 3:23–4:40

**MAIN POINT:** The Lord alone is God.

**KEY PASSAGE:** Leviticus 11:45

**BIG PICTURE QUESTION:** Who can keep God's law? No one can keep God's law except Jesus.

---

## Welcome time

- "Holy God (Holy, Holy, Holy)" song
- offering basket
- Allergy Alert download
- favorite toys related to the Bible story theme

Play the unit theme song in the background as you greet preschoolers and follow your church's security procedures. Set an offering basket near the door to collect at an appropriate time. Post an allergy alert, if necessary. Set out a few favorite theme-related toys, such as puzzles and blocks.

## Activity page

- "Growing up in the Wild" activity page, 1 per child
- pencils or crayons

Guide preschoolers to draw what their face looks like now on the first face and what they think their face will look like when they are old on the second face.

**SAY** • Moses and the Israelites had been wandering in the wilderness for 40 years! Some of the people were old now. They had been young when Moses led the Israelites out of Egypt and into the wilderness. Now the time had come for them to go into the land God had promised to His people.

## Pass the beanbag

Instruct the preschoolers to sit in a circle on the floor. Start the game by telling something that God has done for you. Then pass the beanbag to the child on your right. Encourage him to tell something that God has done for



- beanbag

him or something for which he is thankful. Offer ideas to preschoolers who may struggle to think of something (gave you a family, gives you food to eat, made you to be able to play and run). Continue until the beanbag has traveled completely around the circle.

**SAY** • Good job remembering what God has done for you! God loves it when we remember and thank Him for the good things He has done. Today we are going to learn that people should worship only God because **the Lord alone is God.**

## **Wander in the desert**

Invite the preschoolers to follow you as you play out the Israelites' wandering through the desert on their way to the promised land. Guide children to repeat your actions. Play out being hot, hungry, and thirsty.

**SAY** • God brought His people to the promised land, but they didn't go in! They didn't trust God to keep His promises. God made them walk in the desert for 40 years. Now the people were back at the promised land. Moses had an important message for them. Today we're going to learn what Moses said to the Israelites.

## **Transition to Bible study**

To gain the attention of all the preschoolers to move them to Bible study, show the countdown video, flip off the lights, or clap a simple rhythm for the children to copy. Guide preschoolers to move to Bible study while you count to 40. Dramatize how long it takes to count to 40.



• countdown video  
(optional)

# Large Group LEADER

**SESSION TITLE:** Worship Only God

**BIBLE PASSAGE:** Deuteronomy 1; 3:23–4:40

**MAIN POINT:** The Lord alone is God.

**KEY PASSAGE:** Leviticus 11:45

**BIG PICTURE QUESTION:** Who can keep God's law? No one can keep God's law except Jesus.

---

## Introduce the Bible story

Invite preschoolers to sit down in the Bible story area. Ask for volunteers to tell you what they can remember about what God did for the Israelites after He brought them out of Egypt.

**SAY** • God told Moses to lead the Israelites out of Egypt and into the promised land. Did God's people always make the right choices in the desert? No! They complained about food and water. They didn't trust God at times. Today we're going to find out what Moses told the people when they were close to the promised land.

## Watch or tell the Bible story

Open your Bible to Deuteronomy 1.

**SAY** • The Bible is the most special book there is because it has God's words in it. The stories in the Bible really happened. Today's Bible story comes from the Book of Deuteronomy.

Show the Bible story video "Worship Only God" or tell the Bible story in your own words using the script provided.

Use the bolded version for younger preschoolers.

- Bible
- "Worship Only God" video
- Bible Story Picture Poster



## Talk about the Bible story

**SAY** • Moses reminded the Israelites that **the Lord alone is God**. Moses told the people to obey God and worship only Him. Jesus brings us to the Father, and we obey Him because only He is God.

- Main Point Poster
- Giant Timeline or Big Story Circle

Point to the Bible story picture on the giant timeline or big story circle as you ask the following review questions:

1. How long did Moses and the Israelites wander in the wilderness? (*40 years*)
2. Where was God leading them? (*the promised land*)
3. What did Moses tell the Israelites? (*“Worship only God!”*)
4. Why should we worship only God? (**The Lord alone is God.**)

## Learn the big picture question

**SAY** • Do you remember our big picture question? ***Who can keep God’s law? No one can keep God’s law except Jesus.*** We are sinners and break God’s law, but Jesus kept God’s law perfectly. Jesus is God!

- Big Picture Question Poster

## Practice the key passage

Open your Bible to Leviticus 11:45. Read the key passage aloud several times. Sing together the key passage song, “You Must Be Holy.”

- Key Passage Poster
- “You Must Be Holy” song

**SAY** • God is holy. God wants us to be holy like Him. Are we holy? No! We make wrong choices. Jesus never made wrong choices. Jesus brings us to the Father, and we obey Him because only He is God.

## Transition to small groups

# Small Group ACTIVITIES

**SESSION TITLE:** Worship Only God

**BIBLE PASSAGE:** Deuteronomy 1; 3:23–4:40

**MAIN POINT:** The Lord alone is God.

**KEY PASSAGE:** Leviticus 11:45

**BIG PICTURE QUESTION:** Who can keep God's law? No one can keep God's law except Jesus.

---



• "Holy God (Holy, Holy, Holy)" song

## Worship God dance party

Play the theme song and invite the preschoolers to dance. After a few moments, turn off the music and tell the children to freeze and shout "Worship only God!" Play the music again and continue playing as time allows.

**SAY** • Singing and dancing are fun ways to worship God. God wants us to worship Him. **The Lord alone is God.** Moses told the people to obey God and worship only Him.

## Enter the promised land

• masking tape  
• barrier (cardboard boxes, shoeboxes, throw pillows, and so forth)

Mark off an area in the classroom with masking tape to be the "promised land." Build walls around the promised land using small cardboard boxes, shoeboxes, throw pillows, and whatever you have available. Invite the children to come into the promised land by knocking down the walls. (Supervise preschoolers as they knock them down.) Encourage the preschoolers to walk into the promised land and cheer.

**SAY** • God's people were about to enter the Promised Land. Before they went in, Moses reminded the people that **the Lord alone is God.** Jesus brings us to the Father, and we obey Him because only He is God.

## Main point paper chain

Before the session, cut strips of paper into strips one to two inches wide. On each strip, write the main point. Tape the ends of one strip to make a ring with the main point facing out. Invite the preschoolers to choose a strip and add it to the chain, assist them in taping the ends together. Use this time to explain to preschooler that many people today do not worship the one true God. Many people worship false gods. As you assemble the chains, take time to pray for people who do not worship God.

**SAY** • Our chain says **the Lord alone is God!** Moses reminded God's people to worship only God. Sadly, we will discover that later God's people forgot **the Lord alone is God** and worshiped other gods. Many people today do not know that **the Lord alone is God**. Let's hang up this paper chain to remind us to pray for people to know **the Lord alone is God!** Let's pray that they will turn from sin and follow Jesus.

## Make a growth garden

Before class, cut out a flower shape for each preschooler from brightly colored construction paper. During class, invite children to decorate their flower shape with stickers, crayons, and markers. Help children write their names on the flower shapes. Use yarn to measure each preschooler's height. Along one wall, assist children as they tape each end of the yarn vertically. Children will tape their flower shape to the top of the yarn, marking their growth.

**SAY** • Look how tall you have grown! In today's Bible story, Moses spoke to the Israelites who were about to enter the promised land. They had been born or had grown up in the wilderness. Moses told them all

LOW PREP

- strips of paper
- marker
- tape

- construction paper
- scissors
- markers
- stickers
- crayons
- yarn
- tape

about the wonderful things God did for His people by bringing them out of Egypt. **The Lord alone is God.** Moses told the people to obey God and worship only Him.

### **Play out giving a message**

- step stool
- Bible times dress-up clothes (optional)

Place a sturdy step stool at the front of the room. Choose one preschooler to be Moses. Tell the other people they will be the people. Invite Moses to stand on the step stool while you stand close by for safety. Give Moses phrases to shout out to the people, such as “Worship only God!” “Obey God’s commands!” or “There is no other besides God!” Select another preschooler to be Moses. Continue until each preschooler who would like to be Moses has a turn.

**SAY** • Moses wanted to give the people an important message before they went into the promised land. **The Lord alone is God.** Moses told the people to obey God and worship only Him. Jesus brings us to the Father, and we obey Him because only He is God.

## Snack

Play the countdown video to signal the end of activities. Guide preschoolers to clean their areas. Take a restroom break and wash hands. Gather preschoolers for snack time. Thank God for the snack.

Serve grapes, cut in half, as a snack. Remind preschoolers how the Israelite spies discovered huge grapes that had to be carried on a pole when they went to look at the promised land. The Israelites were afraid of the people who lived in the land, and they did not trust God to give it to them. God made them wander in the wilderness for 40 years because they did not trust Him, but now they were about to enter the promised land.

- countdown video (optional)
- Allergy Alert download
- snack food
- paper cups and napkins

## Transition

When a child finishes her snack, guide her to throw away any trash. She may select a book or puzzle to examine, play quietly with play dough or a favorite toy, or color the Bible story coloring page.

Offer the journal page and invite preschoolers to draw a picture of what the promised land might have looked like. Pray for the children.

**SAY** • God, thank You that You alone are God. There is no one like You in heaven or on earth. Thank You for sending Your Son, Jesus, to die on the cross to rescue us from sin. Thank You, Jesus, for bringing us to God. Help us to love You and worship only You each day! Amen.

If parents are picking up their children at this time, tell them something that their child enjoyed doing or did well during the session. Distribute the preschool big picture cards for families.

- Journal Page printable, 1 per child
- Bible Story Coloring Page
- crayons
- *Big Picture Cards for Families: Babies, Toddlers, and Preschool*