

King! The wise men worshiped Jesus as King.

Jesus is our King who will be King forever, and He deserves all our worship.

Journal and prayer (5 minutes)

Distribute each child's journal and instruct the kids to draw a picture of the wise men traveling to see Jesus. As they draw, talk about the difference between how they responded to Jesus' birth and how Herod responded to the news that another king was born.

SAY • The wise men traveled from another nation to worship Jesus as King, but King Herod did not want to travel eight miles to see Jesus. The wise men worshiped Jesus as King with glad hearts; King Herod was afraid and wanted to destroy Him. How will you respond to the good news that Jesus was born to be our King?

Make sure each child secures this week's sheet in the journal, and then collect them. Keep the journals in the classroom so they will be available every week or as often as you wish to use them.

If time remains, take prayer requests or allow kids to complete the coloring page provided with this session. Pray, thanking God for sending Jesus to earth as a humble Savior-King. Thank Jesus for choosing to die on the cross and rising again as the way to set up His kingdom of rescued sinners. Pray for each child by name. Ask God to help the kids respond to Jesus with love and worship.

Make sure to give kids the big picture cards to take home to reinforce the Bible story with their families.

- pencils
- Journal Page
- Bible Story Coloring Page, 1 per kid
- crayons or markers
- Big Picture Cards for Families: Kids

Unit 6: God Is Holy

Unit Description:


As the rescued people of Israel traveled toward the promised land, God gave them laws to guide them in how to live and to help them understand God's perfect holiness. God also gave rules for worship. God's laws show that no one can keep all of them perfectly and that the only way to be right with God is through faith in Jesus.

Key Passage:

Leviticus 11:45

Big Picture Question:

Who can keep God's law? No one can keep God's law perfectly except Jesus.



Unit 6: God Is Holy

Session 1:

Bible Story:

The Ten Commandments: Love Others

Bible Passage:

Exodus 20:12-17

Main Point:

God gave us rules to help us know how to love Him and others.

Session 2:

Bible Story:

The Tabernacle Was Built

Bible Passage:

Exodus 35:4-40:38

Main Point:

God told His people to build the tabernacle so He could dwell with them.

Session 3:

Bible Story:

God Gave Rules for Sacrifice

Bible Passage:

Leviticus 1-27

Main Point:

Because God is holy, God requires a sacrifice for sin.

Session 4:

Bible Story:

Worship Only God

Bible Passage:

Deuteronomy 1; 3:23-4:40

Main Point:

The Lord alone is God; there is no other besides Him.

Session 5:

Bible Story:

God Reminded His People of His Covenant

Bible Passage:

Deuteronomy 5:1-6:25; 8:1-11:1,26-28

Main Point:

God reminded His people of His covenant with them.

The Ten Commandments: Love Others

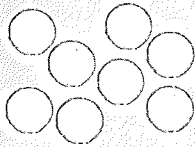
BIBLE PASSAGE: Exodus 20:12-17

MAIN POINT: God gave us rules to help us know how to love Him and others.

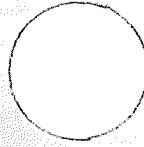
KEY PASSAGE: Leviticus 11:45

BIG PICTURE QUESTION: Who can keep God's law? No one can keep God's law perfectly except Jesus.

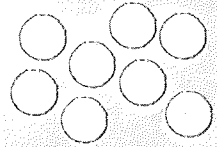
SMALL GROUP OPENING
(10-15 MINUTES)
PAGE 142



LARGE GROUP BIBLE STUDY
(25-30 MINUTES)
PAGE 144



SMALL GROUP ACTIVITIES
(25-30 MINUTES)
PAGE 150



Leader BIBLE STUDY

As the rescued people of Israel traveled toward the promised land, God gave them laws to guide them in how to live and to help them understand God's perfect holiness. God's laws covered every part of their lives and were summed up in the Ten Commandments.

The Ten Commandments can be grouped into two categories: The first four laws deal with a person's relationship with God and the last six laws deal with a person's relationship with others. God did not give laws for the sake of giving laws; the laws had a purpose. Not only did they show what righteous living looks like, they were

part of the covenant God made with Israel, known as the Mosaic covenant. (See Ex. 19:3-8.)

God had promised Abraham that all the peoples on earth would be blessed through him. (See Gen. 12:3.) “Abraham believed God, and it was credited to him for righteousness” (Rom. 4:3). God’s promise to Abraham would be fulfilled in Jesus. But God gave the law to guide people until Jesus came.

As you teach kids, avoid presenting the Ten Commandments as a burden—a list of laws they must try to keep to earn God’s favor. God’s rules are good and are meant to help us, but the Bible is clear that we are all sinful and fall short of God’s standard for holiness. Our obedience can’t save us.

Lead kids to examine the last six commandments and to imagine a world where everyone keeps God’s commands. Remind them that everything was perfect before sin entered the world, and one day, Jesus will return and take away sin once and for all.

The bad news is that we are unable to keep even a few laws. Point them to the good news found in Jesus—the One who took our sin upon Himself and offers His own perfect record of righteousness. Only through faith in Jesus can we have a right relationship with God.



MINISTRY GRID
training made simple

Additional resources for each session are available at gospelproject.com. For free training and session-by-session help, visit www.ministrygrid.com/web/thegospelproject.

The BIBLE STORY

The Ten Commandments: Love Others

Exodus 20:12-17

Moses and the Israelites were in the wilderness, camped at the base of Mount Sinai. Three months had passed since God rescued the Israelites from slavery in Egypt. He had a plan to make them His special people. **God made a covenant, or agreement, with the people of Israel.**

God said, “If you listen carefully to Me and keep My covenant, you will be My people.”

The Israelites agreed to do everything the Lord said.

Moses went up the mountain, and the Lord came down in a fire. Smoke covered the mountain. Thunder rumbled and lightning lit up the sky. The mountain shook and a loud trumpet sounded. God told the people not to come up the mountain.

“I am the Lord your God, who brought you out of the land of Egypt, out of the place of slavery,” He said.


Then God gave Moses the Ten Commandments. The last six commandments told the Israelites what it looks like to have a right relationship with each other: “ ... You must honor your father and your mother. You must not murder. You must keep your marriage promises. You must not steal. You must not lie. You must not want what belongs to someone else.”

When the people heard God speaking to Moses, they were afraid. They heard the law God gave them. The people told Moses, “Let God talk to you. Then tell us what He said. Do not let God speak to us, or we will die.”

“Do not be afraid,” Moses said. “God wants you to fear Him so that you will not sin.”

The Israelites stood back, and Moses approached the thick darkness where God was. **Moses was on the mountain for 40 days. God gave Moses many more laws. When God was finished speaking to Moses on Mount Sinai, He gave Moses two stone tablets that He had written on with His own finger.**

Christ Connection: God's law shows us what He requires—perfect righteousness. Everyone has sinned against God and against each other. God sent His Son, Jesus, to live the perfect life we have not lived and to take the punishment we deserve for our sin. When we trust in Jesus, God forgives our sin and gives us eternal life.



**WANT TO
DISCOVER
GOD'S WORD?
GET
ADVENTURE!**

Invite kids to check out this week's devotionals to discover the Ten Commandments show us what is right and good. (Deut. 6:18) God knew we would not be able to keep His law perfectly, so He sent Jesus. Order in bulk, subscribe quarterly, or purchase individually. For more information, check out www.lifeway.com/devotionals.

Small Group OPENING

SESSION TITLE: The Ten Commandments: Love Others

BIBLE PASSAGE: Exodus 20:12-17

MAIN POINT: God gave us rules to help us know how to love Him and others.

KEY PASSAGE: Leviticus 11:45

BIG PICTURE QUESTION: Who can keep God's law? No one can keep God's law perfectly except Jesus.

Welcome time

- index card
- marker

Sample rules:

- touch elbows as you look for the main point
- walk back-to-back as you look for the main point
- take baby steps as you look for the main point

Before the session, write the main point on an index card and hide it in the room. Greet each kid as he or she arrives. Use this time to collect the offering, fill out attendance sheets, and help new kids connect to your group. Guide kids to spread out around the room and stand with a partner. Explain that you will give each team a different rule to follow as they try and find the main point together. Start each statement with, "The rule is ..." When a pair finds the card, ask them to read the main point aloud.

SAY • Although the rules for our game were pretty silly, God's rules are not silly. All of God's rules have a very important point. We're going to learn more about His rules today.

Activity page (5 minutes)

- "Color by Number" activity page, 1 per kid
- crayons or colored pencils

Invite kids to complete the "Color by Number" activity page.

SAY • What word did you find in the stone tablets? *HOLY!* Does anyone know what *holy* means? God is holy because He always does what is right and He is separate from sin. He gave His people rules to set

them apart as well. We'll read more about that today.

Session starter (10 minutes)

OPTION 1: God's rule or not?

Guide kids to sit in a circle. Ask your kids to put their hands on their head if the rule you say is "God's rule" or hands on their shoulders if it is not God's rule. Give examples of the Ten Commandments the kids learned last week (worship only God, do not make idols, do not misuse the Lord's name, remember the Sabbath day to keep it holy) and a few made-up rules that kids might have at home (brush your teeth before bed, clean your room, take a bath each night).

SAY • All of God's rules are good. **God gave us rules to help us know how to love Him and others.** Sometimes people who love us give us rules too. Today we're going to learn more about God's rules.

OPTION 2: The five most important class rules

Guide kids to sit in a circle. Invite them to help you brainstorm the five most important rules for your class. Examples: Listen when your leaders are talking. Respect your friends. Share with your friends. Keep your hands, feet, and bodies to yourselves. Write down the class rules on the chart paper and invite kids to sign them to show they will promise to obey these rules.

SAY • Why do we have classroom rules? Why did God give us rules? **God gave us rules to help us know how to love Him and others.** We'll learn more about God's rules in our Bible story.

Transition to large group



- chart paper
- markers

Large Group LEADER

SESSION TITLE: The Ten Commandments: Love Others

BIBLE PASSAGE: Exodus 20:12-17

MAIN POINT: God gave us rules to help us know how to love Him and others.

KEY PASSAGE: Leviticus 11:45

BIG PICTURE QUESTION: Who can keep God's law? No one can keep God's law perfectly except Jesus.

- room decorations
- Theme Backdrop Slide (optional)

SUGGESTED THEME DECORATING IDEAS: Decorate the stage to look like the inside of a tree house. Set up a few camping chairs and lanterns, posters, telescope, and a chalkboard or dry erase board with a list of three rules. You may also display the theme backdrop slide.

- countdown video
- "The Big Story" video (optional)

Countdown

Show the countdown video as your kids arrive, and set it to end as large group time begins. Because this is the first session of a new unit, consider showing "The Big Story" video to show kids where the unit fits into the big story.

- leader attire
- chalkboard or dry erase board (NOTE: you will use this board again in session 4)
- chalk or markers
- board game
- telescope

Introduce the session (3 minutes)

[Large Group Leader enters dressed in casual clothes. The chalk or dry erase board should read (insert Kids' ministry name) TREE HOUSE.]

LEADER • Welcome to the coolest tree house ever! My dad and I built it. Isn't it awesome? Look, we have some fun games to play with. *[Hold up a boardgame.]* Check this out! My dad brought his old telescope up here so we can look at the stars! *[Show kids the telescope.]*

But what would a tree house be without a cool club to meet in it? And what would a club be without a president—that's me—and some rules to follow? Here are the rules I've come up with so far:

Rule 1: No little brothers. Rule 2: You have to knock the right pattern to enter the tree house. [*Demonstrate a knocking pattern.*] Rule 3: Flashlights or lanterns required after dark. [*to kids*] That one is for safety.

What do you think? Are these all good rules? [*Talk about the rules with the kids. Steer conversation to determine that excluding little brothers is not kind.*]

Hmm. Can you guys think of any other rules I might need? [*Take responses. Write down some of the rules.*]

Giant timeline (1 minute)

LEADER • This is great! I'm way better off than I was before. Thanks, everyone! You know, I got the idea to write down our rules from the Bible story we learned about last week. [*Point to the timeline.*]

• Giant Timeline

Last week we learned **God gave us rules to show that He is holy and we are sinners.** We call those rules the Ten Commandments. Today we are going to talk about the rest of the Ten Commandments.

Big picture question (1 minute)

LEADER • Before we get too carried away, I think we should learn our new big picture question for the next few week. Our big picture question is, ***Who can keep God's law?*** [*Invite kids to answer. Affirm kids' responses.*] Even if we try really hard to keep God's

rules, we still continue to sin, or disobey God. Our big picture answer is, *No one can keep God's law perfectly except Jesus.*

Key passage (5 minutes)

Show the key passage poster. Lead the boys and girls to read together Leviticus 11:45.

- Key Passage Slide or Poster
- "You Must Be Holy" song

LEADER • Our key passage, Leviticus 11:45, tells us what God expects of His people. Remember, God was leading the Israelites to the promised land. He made a covenant with them to be their God, and in return, they promised to obey His rules.

Show a slide or poster of the key passage, Leviticus 11:45. Lead the boys and girls to say the key passage with you. If your translation uses the term *Yahweh*, explain to the kids that it is a name for God. Create a few simple hand gestures for kids to remember the verse and invite them to do the hand motions with you as you say the key passage one more time. Sing the key passage song.

Tell the Bible story (10 minutes)

LEADER • As you hear the story today, I want to you listen carefully to the last six commandments God gave the Israelites through His servant Moses. Be sure to think about our big picture question and answer, too!

- Bibles
- "The Ten Commandments: Love Others" video
- Big Picture Question Poster
- Bible Story Picture Poster

Open your Bible to Exodus 20:12-17. Tell the Bible story in your own words, or show the Bible story video "The Ten Commandments: Love Others." For a shorter version of the Bible story, read only the bolded text.

LEADER • God gave Moses the Ten Commandments while the Israelites were camped at Mount Sinai. The first four commandments taught the Israelites to worship

God alone. The next six commandments gave the Israelites rules about how they should treat other people.

God gave us rules to help us know how to love Him and others. God's law shows us what He requires—perfect righteousness. Everyone has sinned against God and against each other. God sent His Son, Jesus, to live the perfect life we have not lived and to take the punishment we deserve for our sin. When we trust in Jesus, God forgives our sin and gives us eternal life.

Ask the following review questions:

1. Where did Moses go to talk with God? (*Mount Sinai, Ex. 24:12*)
2. How did God's presence cover the mountain? (*in a fire and a dense cloud, Ex. 24:17*)
3. What did God rescue His people from? (*slavery in Egypt, Ex. 20:2*)
4. How long was Moses on the mountain? (*40 days and 40 nights, Ex. 24:18*)
5. How many commandments did God give to Moses (*ten, Ex. 31:18*)
6. ***Who can keep God's law? No one can keep God's law except Jesus.***

The Gospel: God's Plan for Me (optional)

Use Scripture and the guide provided with this session to explain to boys and girls how to become a Christian. Assign individuals to meet with kids who have more questions.

Encourage boys and girls to ask their parents, small group leaders, or other Christian adults any questions they may have about becoming a Christian.

Tip: Provide *I'm a Christian Now* for new Christians to take home and complete with their families.

• “Unit 6, Session 1”
discussion starter
video

Discussion starter video (4 minutes)

LEADER • Sometimes we have trouble following rules, but are rules a bad thing? Check this video out.

Show the “Unit 6, Session 1” discussion starter video.

LEADER • Would rules have been good for them to have as they played the game? What would life be like if there were no rules? [*Invite kids to respond.*] Do you think that God gives rules to be mean or because He loves us? God had a purpose for each of His rules that He gave us. ***God gave us rules to help us know how to love Him and others.*** Without God’s rules, we wouldn’t know that we were sinning! God’s rules are good, but more importantly they show us that we need Jesus to rescue us from sin.

• “Holy God (Holy, Holy, Holy)” song

Sing (4 minutes)

LEADER • God is holy, and we are sinners. Let’s take a minute to praise God for sending Jesus to forgive us from our sins when we repent and trust in Him.

Sing together “Holy God (Holy, Holy, Holy).”

Pray (2 minutes)

Invite kids to pray before dismissing to small groups. Praise God for giving us rules that show us how to love Him and love others.

LEADER • Dear Lord, Thank You for giving us rules so we could know how to love You and love others. We cannot obey You perfectly. Thank You for sending Jesus so we can be forgiven when we trust in Him. Amen.

Dismiss to small groups

The Gospel: God's Plan for Me

Ask kids if they have ever heard the word *gospel*. Clarify that the word *gospel* means “good news.” It is the message about Christ, the kingdom of God, and salvation. Use the following guide to share the gospel with kids.



God rules. Explain to kids that the Bible tells us God created everything, and He is in charge of everything. Invite a volunteer to read Genesis 1:1 from the Bible. Read Revelation 4:11 or Colossians 1:16-17 aloud and explain what these verses mean.



We sinned. Tell kids that since the time of Adam and Eve, everyone has chosen to disobey God. (Romans 3:23) The Bible calls this sin. Because God is holy, God cannot be around sin. Sin separates us from God and deserves God's punishment of death. (Romans 6:23)



God provided. Choose a child to read John 3:16 aloud. Say that God sent His Son, Jesus, the perfect solution to our sin problem, to rescue us from the punishment we deserve. It's something we, as sinners, could never earn on our own. Jesus alone saves us. Read and explain Ephesians 2:8-9.



Jesus gives. Share with kids that Jesus lived a perfect life, died on the cross for our sins, and rose again. Because Jesus gave up His life for us, we can be welcomed into God's family for eternity. This is the best gift ever! Read Romans 5:8; 2 Corinthians 5:21; or 1 Peter 3:19.



We respond. Tell kids that they can respond to Jesus. Read Romans 10:9-10,13. Review these aspects of our response: Believe in your heart that Jesus alone saves you through what He's already done on the cross. Repent, turning from self and sin to Jesus. Tell God and others that your faith is in Jesus.

Offer to talk with any child who is interested in responding to Jesus.

Small Group LEADER

SESSION TITLE: The Ten Commandments: Love Others

BIBLE PASSAGE: Exodus 20:12-17

MAIN POINT: God gave us rules to help us know how to love Him and others.

KEY PASSAGE: Leviticus 11:45

BIG PICTURE QUESTION: Who can keep God's law? No one can keep God's law perfectly except Jesus.

- Key Passage Poster
- "You Must Be Holy" song (optional)

Key passage activity (5 minutes)

Sing the key passage to the tune of "Are You Sleeping?" Break it up first by doing it one line at a time and inviting the kids to repeat after you. For older kids, sing it as a round. You may also sing the key passage song.

SAY • The Ten Commandments were given to us as God's standard for holiness. The Bible says we all fall short of God's standard, and we deserve to face the punishment for our sin. But Jesus never broke a single commandment. This is why only Jesus can be our Savior. He took away our sin when He died on the cross and rose again. When we trust in Him, we receive forgiveness of sin. Not only that, but He sends His Spirit to us to help us be holy like Him.

- Bibles, 1 per kid
- Main Point Poster

Bible story review & Bible skills (10 minutes)

Before class, write on two sheets of paper Love God and Love Others and tape them on opposite walls in the classroom. Encourage the kids to find Exodus 20:12-17 in their Bibles.

SAY • The Book of Exodus is the second book of the Bible, and it tells us about how God led His people out

of Egypt and gave them the Ten Commandments. Does anyone remember how many commandments we learned about last week? Here's a hint: look at the verses right before verse 12! (*four*) How many commandments did we learn about today? (*six*)

Explain that the kids will stand in the center of the room. You are going to read one of God's commandments and the kids will run to one side of the room if it helps us love God or the other side of the room if it helps us love others. Remind the kids that if they are unsure, it is OK to stand in the middle and the class will talk through it!

- Do not lie. (*Love others.*)
- Do not murder. (*Love others.*)
- Do not have other gods besides Me. (*Love God.*)
- Honor your father and your mother. (*Love others.*)
- Do not make an idol for yourself. (*Love God.*)
- Do not misuse the name of the Lord your God. (*Love God.*)
- Keep your marriage promises. (*Love others.*)
- Remember the Sabbath day, to keep it holy. (*Love God.*)
- Do not steal. (*Love others.*)
- Do not want what belongs to someone else. (*Love others.*)

Option: Retell or review the Bible story using the bolded text of the Bible story script.

Activity choice (10 minutes)

OPTION 1: Ten commandments role-play

Invite kids to form groups or pairs. Give each group one of the last six commandments to act out. Give the kids a few minutes to practice in their groups. After one of the groups acts out the command, invite the other kids to give ideas of what that commandment looks like when put into practice.



Ask if some commandments are easier to keep than others. Remind kids of the big picture question, ***Who can keep God's law? No one can keep God law perfectly except Jesus.***

SAY • Great job acting out some of God's rules! Why did God give us rules? **God gave us rules to help us know how to love Him and others.** Even when we try really hard to obey God's rules, we can't obey God perfectly. Only Jesus can obey God perfectly. That's why we need Jesus to rescue us from sin!

OPTION 2: Loving others around us

- large craft sticks
- sticky sheets
- markers
- tape

Invite kids to write one place (e.g. school, sports practice, dance, their neighborhood) where they spend their time on a craft stick. Tape the craft sticks on the wall, grouping responses that are similar. Encourage kids to choose a location on one of the sticks and write a way they can love others and tell them about Jesus in that place. Help kids think of ideas as needed. Make sure at least one action is listed under each of the areas.

SAY • Why did God give us rules? **God gave us rules to help us know how to love Him and others.** Loving other people is a way that we can worship God and obey Him out of gratitude for His love for us.

Every day we go to many different places where we see many different people who we can love and tell about Jesus. This week, choose one place you go and one action we listed to love someone or tell them about how they can trust in Jesus to be forgiven of their sin.

Journal and prayer (5 minutes)

Distribute each child's journal and instruct the kids to draw a picture of two stone tablets. On one of the tablets, ask them to write *Love God* and on the second tablet *Love Others*. Talk about ways the kids could show they love others this week in light of knowing God loved them first.

SAY • God gave us rules to help us know how to love

Him and others. God brought Israel out of Egypt so they could worship Him. He gave them the Ten Commandments to show them how to worship. We do not obey God to make Him love us. We obey Him because He already loves us! We love Him and others because God first loved us. Be on the lookout for opportunities that God gives us this week to love Him and others better.

Make sure each child secures this week's sheet in the journal, and then collect them. Keep the journals in the classroom so they will be available every week or as often as you wish to use them.

If time remains, take prayer requests or allow kids to complete the coloring page provided with this session. Pray for the kids. Ask God to reveal His holiness and our sinfulness to the kids so they can understand their need for a Savior. Thank God for sending Jesus to die on the cross and rise again as the perfect sacrifice for sin.

Make sure to give kids the big picture cards to take home to reinforce the Bible story with their families.

- pencils
- Journal Page
- Bible Story Coloring Page, 1 per kid
- crayons or markers
- Big Picture Cards for Families: Kids