

Journal and prayer (5 minutes)

Distribute each child's journal and instruct the kids to write about a time when they knew God was with them. As kids draw or write, ask them how God dwells with us today.

SAY • Before sin entered the world, God walked in the garden with Adam and Eve. They sinned, and God removed them from the garden. Years later He dwelled with the Israelites through the tabernacle. When Jesus was born as a human, however, God the Son was able to dwell with us face-to-face. When we trust in Jesus as our Savior, He gives us the Holy Spirit to dwell within us. God will never leave us!

Make sure each child secures this week's sheet in the journal, and then collect them. Keep the journals in the classroom so they will be available every week or as often as you wish to use them.

If time remains, take prayer requests or allow kids to complete the coloring page provided with this session. Pray, thanking God for choosing to dwell with the people He created. Pray for each child by name, asking God to open her eyes to the fact that the tabernacle shows God's great love for His people, but it also shows us that sin causes a separation between us and God. Pray that the kids will trust in Jesus to bring them back to God.

Make sure to give kids the big picture cards to take home to reinforce the Bible story with their families.

- pencils
- Journal Page
- Bible Story Coloring Page, 1 per kid
- crayons or markers
- Big Picture Cards for Families; Kids

God Gave Rules for Sacrifice

BIBLE PASSAGE: Leviticus 1–27

MAIN POINT: Because God is holy, God requires a sacrifice for sin.

KEY PASSAGE: Leviticus 11:45

BIG PICTURE QUESTION: Who can keep God’s law? No one can keep God’s law perfectly except Jesus.

SMALL GROUP OPENING

(10–15 MINUTES)

PAGE 174

LARGE GROUP BIBLE STUDY

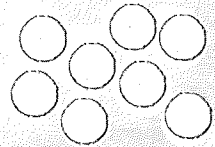
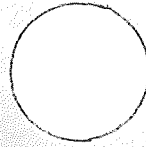
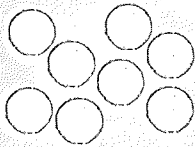
(25–30 MINUTES)

PAGE 176

SMALL GROUP ACTIVITIES

(25–30 MINUTES)

PAGE 182



3

Leader BIBLE STUDY

The tabernacle was complete. God now had a place where His glory could dwell without causing the Israelites to fear death. God had given His people laws from the mountain, and He gave them more rules for living and worshipping Him when He dwelled in the tabernacle. These rules are recorded in the Book of Leviticus. The reasoning behind Leviticus can be found in Leviticus 19:2.

In Leviticus 17:11, God set apart the blood of a creature as the means for making atonement. This answers the question, “Why did Jesus have to die?” God’s requirement for the forgiveness of sins was the shedding of blood: “According to the law almost everything is purified with

blood, and without the shedding of blood there is no forgiveness” (Heb. 9:22).

It is important to note a New Testament revelation about the sin offering. Hebrews 10:4 says, “It is impossible for the blood of bulls and goats to take away sins.” Then why did God require people to make sacrifices? The institution of a sacrifice was to point to something greater—the ultimate sacrifice God would make by sending His own Son, Jesus Christ, to pay for the sins of the world once and for all. (See Eph. 1:7; Rom 5:9.)

The Book of Leviticus contains many rules for the Israelite people, but we do not obey all the rules in Leviticus today because we trust Jesus, who obeyed the law perfectly for us.

Many of the kids you teach will not be familiar with the Book of Leviticus. Use this session as an opportunity to emphasize God’s holiness and His requirement of a blood sacrifice for the forgiveness of sins. Lead them to treasure Jesus as the perfect and final sacrifice that took away the sin of the world. (John 1:29)



MINISTRY GRID
training made simple

Additional resources for each session are available at gospelproject.com. For free training and session-by-session help, visit www.ministrygrid.com/web/thegospelproject.

The BIBLE STORY

God Gave Rules for Sacrifice

Leviticus 1–27

When Moses was with God on Mount Sinai, God gave him many laws. These laws showed the people what it looks like to live a holy life. God is holy and cannot be around sin, but the Israelites could not keep God's laws perfectly. So God met with Moses in the tabernacle. **He gave the people rules about how to live, how to worship God, and what to do when they sinned.**

First, God gave rules about offerings. Offerings are gifts people give to God, such as money or jewelry. Sometimes offerings included animals. People could also give grain and bread as offerings. **Different types of offerings were needed at different times. When people wanted to praise God, they gave burnt offerings. When they wanted to say they were sorry for sin, they gave a sin offering.**

God also gave rules about the priests. Priests made the sacrifices that God commanded. The priests took care of the tabernacle, and they taught the people God's rules for living holy lives. Aaron and his sons served as the priests. God gave them rules about how to offer sacrifices.

God told Moses about a special day that would happen once a year. It was called the Day of Atonement. *Atonement* means making right what had been wrong. The people needed to atone for their sin to make their relationship with God right again.


On the Day of Atonement, the people paid for their sins. The high priest offered a special sacrifice. He took the blood of an animal and went into the most holy place, a very special room in the tabernacle. Then

the high priest sprinkled the blood on the mercy seat of the ark of the covenant, which was a wooden box covered in gold that contained the stone tablets on which the Ten Commandments were written.

The sacrifice was important because it paid for the sins of the people of Israel. God said, “On that day your sin will be paid for. You will be made pure and clean. You will be clean from all of your sins in my sight.”

God also gave the Israelites rules about how they should live. He said, “Be holy because I, Yahweh your God, am holy.” God told the people what it is to be holy. God said, “Do not tell lies. Do not cheat. Love your neighbor as you love yourself. Obey My rules.”

Christ Connection: The sacrifices God required of His people were a hint of what God was going to do to forgive sinners. We no longer need to offer sacrifices because we trust in Jesus. Jesus offered Himself as the perfect sacrifice that takes away our sin once and for all.



**WANT TO
DISCOVER
GOD'S WORD?
GET
ADVENTURE!**

Invite kids to check out this week's devotionals to discover that year after year, the people offered sacrifices to be forgiven of sin. Jesus is the perfect sacrifice. Jesus says "Come to Me, . . . I will give you rest" (Matt. 11:28). Order in bulk, subscribe quarterly, or purchase individually. For more information, check out www.lifeway.com/devotionals.

Small Group OPENING

SESSION TITLE: God Gave Rules for Sacrifice

BIBLE PASSAGE: Leviticus 1–27

MAIN POINT: Because God is holy, God requires a sacrifice for sin.

KEY PASSAGE: Leviticus 11:45

BIG PICTURE QUESTION: Who can keep God’s law? No one can keep God’s law perfectly except Jesus.

Welcome time

Greet each kid as he or she arrives. Use this time to collect the offering, fill out attendance sheets, and help new kids connect to your group. As kids arrive, invite them to talk about special days they celebrate each year, such as a birthday, Christmas, and so forth.

SAY • What makes these days special? Today we are going to learn about the Day of Atonement. It was a special day God’s people honored each year. *Atonement* is a word that means “making right what had been wrong.” We will learn more about this in the Bible story today.

Activity page (5 minutes)

- “Make It Right” activity page, 1 per kid
- pencils or markers

Invite kids to complete the “Make It Right” activity page. Assist younger kids who may still be struggling with math problems. (*Answer key:* -, +, +, -, -)

SAY • Thank you for helping make these math problems right. Did you know a fancy word for “making right what had been wrong” is *atonement*? Because God is holy, it is a big deal when we sin against Him. It has to be made right. We’ll learn about atonement in our Bible story.

Session starter (10 minutes)

OPTION 1: Offering pictures

Before class, print and cutout the offerings pictures. Show each image one at a time. Kids will guess what they have in common.

SAY • What pictures did you see? What do they all have in common? That's right. They are all offerings.

Offerings are gifts people give to God. Today we are going to learn how God gave the Israelites rules for offerings and sacrifices.

OPTION 2: What's not right?

Invite kids to close their eyes. When you're certain their eyes are shut, you will move something in the classroom to a different place. After a few moments, tell kids to open their eyes. See if the kids notice what you've moved. Ask a volunteer to move the item back to its proper place. For older kids, select a few volunteers to take turns moving something when the rest of the kids have their eyes closed.

SAY • Thank you for helping make everything right again in our classroom. When we sin, our relationship with God needs to be made right. We need atonement.

Because God is holy, God requires a sacrifice for sin. We'll learn more in our Bible story.

Transition to large group



• "Offerings" printable

Large Group LEADER

SESSION TITLE: God Gave Rules for Sacrifice

BIBLE PASSAGE: Leviticus 1–27

MAIN POINT: Because God is holy, God requires a sacrifice for sin.

KEY PASSAGE: Leviticus 11:45

BIG PICTURE QUESTION: Who can keep God’s law? No one can keep God’s law perfectly except Jesus.

Countdown

• countdown video

Show the countdown video as your kids arrive, and set it to end as large group time begins.

Introduce the session (3 minutes)

• leader attire

[Large Group Leader enters wearing casual clothes.]

LEADER • Hello, everyone! Welcome back to my tree house. Remember the list of rules we came up with that first week we were in the tree house? Well, people have not been keeping them, even me!

Rules are tough to follow, even when we know they are good. In our story today we’ll see that the Israelites could not keep all God’s rules perfectly. They could not be holy like God is holy. So God gave rules for what the people were to do when they sinned.

Sin is when we disobey God’s law. Sometimes we sin when we do something we’re not supposed to do. Other times we sin when we do not do something that we know is right. And sometimes we sin by having a selfish or bad attitude. Sin is a big deal to God!

Giant timeline (1 minute)

LEADER • [*Point to the timeline map as you review previous Bible stories.*] A few weeks ago, we learned that God gave us rules to help us know how to love Him and love others. Just knowing what the rules are, however, doesn't help us obey them. The Israelites had a hard time following God's rules, and so do we!

Last week, we learned that God told His people to build the tabernacle so He could dwell with them. The tabernacle shows us how much God loves His people and wants to be with them, but it also shows us that our sin separates us from God. Today's Bible story is called "God Gave Rules for Sacrifice." God gave His people a way to be forgiven when they sinned.

• Giant Timeline

Big picture question (1 minute)

LEADER • Our big picture question is very important to today's Bible story. Can anyone say it from memory? [*Invite a volunteer to do so.*] Great job! ***Who can keep God's law? No one can keep God's law perfectly except Jesus.*** Sin is a big deal to God, and sin requires a payment. Our Bible story today is going to show us what the payment is for sin.

Tell the Bible story (10 minutes)

Open your Bible to Leviticus 1–27. Tell the Bible story in your own words, or show the Bible story video "God Gave Rules for Sacrifice."

LEADER • God is holy. God must punish sin. The Bible says that the punishment for sin is death. If God just said, "Hey, that's OK. Try harder next time!" when we

- Bibles
- "God Gave Rules for Sacrifice" video
- Big Picture Question Poster
- Bible Story Picture Poster

sinned, He wouldn't be a holy God. Because God is holy, God requires a sacrifice for sin.

The sacrifices God required of His people were a hint of what God was going to do to forgive sinners. We no longer need to offer sacrifices because we trust in Jesus. Jesus offered Himself as the perfect sacrifice that takes away our sin once and for all.

Ask the following review questions:

1. When people wanted to praise God, what kind of offering did they give? (*burnt offering, Lev. 1-7*)
2. When people wanted to say sorry for their sins, what kind of offering did they give? (*sin offering; Lev. 4; 6:24-30*)
3. Priests had many responsibilities. Can you name a few? (*making sacrifices, taking care of the tabernacle, teaching people the rules for living holy lives; Lev. 4:3-12; 8:35-36; 10:11*)
4. What does *atonement* mean? (*making right what had been wrong*)
5. How did people atone for their sins before Jesus came to die on the cross? (*sacrificing animals, Lev. 4*)
6. ***Who can keep God's law? No one can keep God's law perfectly except Jesus.***

The Gospel: God's Plan for Me (optional)

Use Scripture and the guide provided with this session to explain to boys and girls how to become a Christian. Assign individuals to meet with kids who have more questions. Encourage boys and girls to ask their parents, small group leaders, or other Christian adults any questions they may have about becoming a Christian.

Tip: Provide *I'm a Christian Now* for new Christians to take home and complete with their families.

Key passage (5 minutes)

Show the key passage poster. Lead the boys and girls to read together Leviticus 11:45.

LEADER • *Holy* is a word we use to describe that God is separate from sin. God wants His people to be holy like He is holy, but we are sinners. God gave His people a way to be forgiven of their sins by offering sacrifices. The offerings could take away the guilt, but it couldn't change someone's heart.

Later, God would send His Son, Jesus, to take away sins once and for all when He died on the cross and rose again. Jesus gives us His Holy Spirit to change us from in the inside out and make us more like Jesus.

Sing the key passage song.

- Key Passage Slide or Poster
- "You Must Be Holy" song

Discussion starter video (4 minutes)

LEADER • Have you ever stepped in the mud or some other kind of goop that left a stain on your shoes or your clothes? How did you get it clean? Check out this video.

- "Unit 6, Session 3" discussion starter video

Show the "Unit 6, Session 3" discussion starter video.

LEADER • Sin is like a stain and because of our sin we are unclean. Is there anything we can do to clean ourselves up? How can we get clean then?

The Bible says the wages, or price we have to pay, because of our sin is death. God is holy, and He requires someone to pay that price. That is the only way we can be cleansed. So God sent Jesus to earth to take the punishment we deserve for our sin. Jesus is the perfect sacrifice, and He is the perfect Savior!

When you trust in Christ you are made

completely clean. But does that mean we never sin anymore? So what should we do when we sin after trusting in Jesus? (*confess, repent, and thank God for His forgiveness*) What are some ways that we can resist sin this week? Being a Christian doesn't mean that we won't sin, but it does mean that we can resist sin. We don't have to sin!

Sing (4 minutes)

• "Holy God (Holy, Holy, Holy)" song

LEADER • Aren't you glad that God sent Jesus to earth to rescue us from our sins once and for all so we don't have to continue giving sacrifices? Even more importantly, Jesus died to take the punishment that we deserved for the sin that we do every day so that we don't have to die. That's why we worship Jesus! Sing together "Holy God (Holy, Holy, Holy)."

Pray (2 minutes)

Before transitioning to small groups, make any necessary announcements. Invite kids to pray before dismissing to small groups.

LEADER • Dear Lord, thank You for giving the Israelites rules to make their relationship right with You through sacrifices. Thank You that we do not have to offer sacrifices for our sins because You sent Jesus. He is the perfect sacrifice, the only One who perfectly obeyed God's law. In Jesus' name we pray, amen.

Dismiss to small groups

The Gospel: God's Plan for Me

Ask kids if they have ever heard the word *gospel*. Clarify that the word *gospel* means “good news.” It is the message about Christ, the kingdom of God, and salvation. Use the following guide to share the gospel with kids.



God rules. Explain to kids that the Bible tells us God created everything, and He is in charge of everything. Invite a volunteer to read Genesis 1:1 from the Bible. Read Revelation 4:11 or Colossians 1:16-17 aloud and explain what these verses mean.



We sinned. Tell kids that since the time of Adam and Eve, everyone has chosen to disobey God. (Romans 3:23) The Bible calls this sin. Because God is holy, God cannot be around sin. Sin separates us from God and deserves God's punishment of death. (Romans 6:23)



God provided. Choose a child to read John 3:16 aloud. Say that God sent His Son, Jesus, the perfect solution to our sin problem, to rescue us from the punishment we deserve. It's something we, as sinners, could never earn on our own. Jesus alone saves us. Read and explain Ephesians 2:8-9.



Jesus gives. Share with kids that Jesus lived a perfect life, died on the cross for our sins, and rose again. Because Jesus gave up His life for us, we can be welcomed into God's family for eternity. This is the best gift ever! Read Romans 5:8; 2 Corinthians 5:21; or 1 Peter 3:19.



We respond. Tell kids that they can respond to Jesus. Read Romans 10:9-10, 13. Review these aspects of our response: Believe in your heart that Jesus alone saves you through what He's already done on the cross. Repent, turning from self and sin to Jesus. Tell God and others that your faith is in Jesus.

Offer to talk with any child who is interested in responding to Jesus.

Small Group LEADER

SESSION TITLE: God Gave Rules for Sacrifice

BIBLE PASSAGE: Leviticus 1–27

MAIN POINT: Because God is holy, God requires a sacrifice for sin.

KEY PASSAGE: Leviticus 11:45

BIG PICTURE QUESTION: Who can keep God's law? No one can keep God's law perfectly except Jesus.

Key passage activity (5 minutes)

- Key Passage Poster
- index cards
- marker

Before class, write two or three words from the key passage on index cards and hide them around the classroom. Invite kids to spread out and look for the cards. When they find a card, guide them to stand in front of the class next to you. Once all the cards have been found, invite kids to line-up to put the verse in the correct order. Each kid will then in order hold his card high above his head as the class reads that word together. Say the key passage slowly the first round, and then try to say it faster and faster.

SAY • God is holy. God wants His people to be holy like Him. Does that mean if we try really hard to do the right thing we'll be good enough to hang out with God? No! No matter how hard we try, we have sinful hearts. **Because God is holy, God requires a sacrifice for sin.** Jesus is the perfect sacrifice because He never sinned, not even once, but He died on the cross and rose again so that we could be forgiven and have life with Him forever.

- Bibles, 1 per kid
- Main Point Poster
- rolled-up socks
- strips of paper
- marker
- tape

Bible story review & Bible skills (10 minutes)

Invite kids to open their Bibles to the Book of Leviticus. Encourage kids to thumb through the pages. As kids look

through the Book of Leviticus, talk about how the Book of Leviticus deals with the sacrifices that priests had to make on behalf of the people and rules for holy living.

SAY • The Book of Leviticus shows us how serious God is about sin. **Because God is holy, God requires a sacrifice for sin.** The sacrifices in the Old Testament point to a better sacrifice, a sacrifice that would not only take away sin but would make us completely holy, once and for all. Who is our perfect sacrifice? (*Jesus!*) The Bible says that Jesus is the Lamb of God who takes away the sins of the world.

Before class, write a few scenarios where it is easy for kids to make a wrong choice. Place each one inside a white sock and roll up each sock. During class, scatter the socks around the room and invite kids to be shepherds. They will gather the “sheep” and bring them to you, the priest, as an offering. When kids bring you a sock, unroll it, read the scenario to the kids, and discuss why it is difficult to obey God in the situation described. Tape the strips on the wall in the shape of a cross.

SAY • **Because God is holy, God requires a sacrifice for sin.** The sacrifices in the Old Testament point to Jesus’ death on the cross and His resurrection as the final sacrifice to take away sin. When we turn away from sin and trust in Jesus, we are forgiven. Not only that, but Jesus gives us His righteousness and the Holy Spirit!

Activity choice (10 minutes)

OPTION 1: Command extravaganza

Create a list of commands that when done all at once are impossible, such as saying the pledge of allegiance with your

Option: Retell or review the Bible story using the bolded text of the Bible story script.



tongue sticking out, clapping with one hand behind your back, and patting your head while rubbing your stomach and nodding.

SAY • Was it difficult to follow these commands? Before Jesus came as the perfect sacrifice for sin, God gave His people lots of commands to follow. The Israelites couldn't keep God's commands, and neither can we! **Because God is holy, God requires a sacrifice for sin.** God gave His people rules about how to give sacrifices when they sinned. Jesus is the perfect sacrifice. Jesus never broke a single commandment, but He died on the cross and rose again so that we could be forgiven when we trust in Him.

OPTION 2: Was it a sacrifice?

SAY • I am going to say a word and you will show me a thumbs-up if it was something the Israelites would have sacrificed for their sins. Show me a thumbs-down if it was something the Israelites would not have sacrificed for their sins.

Suggested sacrifices:

- Bull (*thumbs-up*)
- French fry (*thumbs-down*)
- Goat (*thumbs-up*)
- Lamb (*thumbs-up*)
- Video game (*thumbs-down*)
- Bird (*thumbs-up*)
- Sandal (*thumbs-down*)
- PB&J sandwich (*thumbs-down*)

Journal and prayer (5 minutes)

Distribute each child's journal and instruct the kids to write about or draw a picture of rules they struggle to obey. These could be rules at home, at school, at church, or at an after-school activity.

SAY • It is not easy to follow the rules. God only gave His people 10 rules to follow, but they couldn't. In fact, the Bible says in James 2:10 that even if we are really, really good at keeping most of the law but break one rule, in God's eyes we are guilty of breaking the whole law! **Because God is holy, God requires a sacrifice for sin.** God sent Jesus to die on the cross and rise again to rescue us from sin.

Make sure each child secures this week's sheet in the journal, and then collect them. Keep the journals in the classroom so they will be available every week or as often as you wish to use them.

If time remains, take prayer requests or allow kids to complete the coloring page provided with this session. Pray, thanking God for providing a way for people to be forgiven when they sin against Him. Pray for each child by name, asking God to open his eyes to his need for Jesus. Thank Jesus for loving us so much that He willingly died on the cross and rose again to rescue us.

Make sure to give kids the big picture cards to take home to reinforce the Bible story with their families.

- pencils
- Journal Page
- Bible Story Coloring Page, 1 per kid
- crayons or markers
- *Big Picture Cards for Families: Kids*