

Journal and prayer (5 minutes)

Distribute each child's journal and instruct the kids to write about or draw a picture of rules they struggle to obey. These could be rules at home, at school, at church, or at an after-school activity.

SAY • It is not easy to follow the rules. God only gave His people 10 rules to follow, but they couldn't. In fact, the Bible says in James 2:10 that even if we are really, really good at keeping most of the law but break one rule, in God's eyes we are guilty of breaking the whole law! **Because God is holy, God requires a sacrifice for sin.** God sent Jesus to die on the cross and rise again to rescue us from sin.

Make sure each child secures this week's sheet in the journal, and then collect them. Keep the journals in the classroom so they will be available every week or as often as you wish to use them.

If time remains, take prayer requests or allow kids to complete the coloring page provided with this session. Pray, thanking God for providing a way for people to be forgiven when they sin against Him. Pray for each child by name, asking God to open his eyes to his need for Jesus. Thank Jesus for loving us so much that He willingly died on the cross and rose again to rescue us.

Make sure to give kids the big picture cards to take home to reinforce the Bible story with their families.

- pencils
- Journal Page
- Bible Story Coloring Page, 1 per kid
- crayons or markers
- *Big Picture Cards for Families: Kids*

Worship Only God

BIBLE PASSAGE: Deuteronomy 1; 3:23–4:40

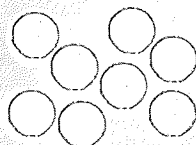
MAIN POINT: The Lord alone is God; there is no other besides Him.

KEY PASSAGE: Leviticus 11:45

BIG PICTURE QUESTION: Who can keep God's law? No one can keep God's law perfectly except Jesus.

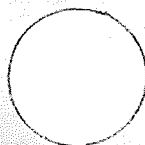
SMALL GROUP OPENING
(10–15 MINUTES)

PAGE 190



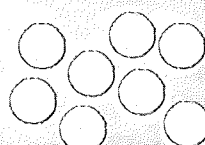
LARGE GROUP BIBLE STUDY
(25–30 MINUTES)

PAGE 192



SMALL GROUP ACTIVITIES
(25–30 MINUTES)

PAGE 198



4

Leader BIBLE STUDY

The Lord was faithful to keep the promises He made to Abraham and his descendants. He made the Israelites innumerable (Deut. 1:10) and gave them the land of Canaan (Deut. 1:8). All the Israelites needed to do was take possession of the land.

But the Israelites refused. They sent 12 men to scout out the land, and when the men reported about Canaan's inhabitants, the Israelites were afraid. Despite Joshua and Caleb's insistence that the Lord would protect them, the people did not trust God.

So God punished the Israelites. They wandered in the

wilderness for 40 years, and none of the disobedient people would enter the promised land. Not even Moses would go in. Only Joshua, Caleb, and the children who grew up in the wilderness.

By the time the Israelites reached the edge of Canaan, most of the people who had left Egypt as adults had died. Kids had now grown, and many of the Israelites had been born in the wilderness. It was to this group—a new generation—that Moses spoke in the opening chapters of Deuteronomy.

Moses' message reflected on Israel's history and encouraged the people to trust the Lord. Deuteronomy 4 records Moses' commands to the new generation of Israelites. He commanded obedience, told them to remember Israel's history, and urged them to avoid idolatry.

Moses prompted them to consider if anything greater had ever happened. (Deut. 4:32) Moses said, "You were shown these things so that you would know that the Lord is God; there is no other besides Him" (Deut. 4:35). Moses commanded the people to obey God so that they would live. He told them to worship only God—the one true God.

As you teach kids about God's message through Moses, emphasize that we receive eternal life from God by trusting in Jesus, and we obey Him because only He is God.



MINISTRY GRID
training made simple

Additional resources for each session are available at gospelproject.com. For free training and session-by-session help, visit www.ministrygrid.com/web/thegospelproject.

The BIBLE STORY

Worship Only God

Deuteronomy 1; 3:23–4:40

Moses and the Israelites had wandered in the wilderness for 40 years. Some of the older people remembered every year. They had been children when Moses led the people out of Egypt, away from Pharaoh and slavery. Some of the young people had been born in the wilderness. They heard stories from their parents and grandparents about the things God did to help His people.

Now the Israelites were at the edge of the promised land—the land God had promised to give to His people. The promised land would be their new home. **But before they entered the land, Moses—who was now very old—gave the people a message. He told the Israelites everything God had commanded him to say.**

First, Moses reminded the people of why they were in the wilderness. “Many years ago, God told us to enter the promised land,” Moses said. “This is the land God promised to Abraham, Isaac, and Jacob, and to us—their future families. Twelve spies went into the land, and they saw that the land was good. But the people refused to go in. They were afraid of the people who lived there.”

Moses said, “God had brought us so far, but the people refused to trust Him. **So God said that everyone who chose to disobey Him would not enter the promised land—not even me. Only their children and Joshua and Caleb (who had trusted God completely) would go in.**

“So we wandered in the wilderness for 40 years. Babies were born, young children grew into adults, and the people who had chosen to disobey God died. **Now it is time for God’s people to enter the promised land.**”

Moses explained, "I begged God to let me go into the promised land, but He said no. God told me to make Joshua your leader. He will lead you into the land."

Since Moses was old, he wanted to remind the Israelites of God's commands.

"Follow these commands when you live in the promised land," Moses said. "Don't forget them, and don't forget what the Lord has done. Teach these things to your children and grandchildren."


Then Moses warned them, "Be careful! Do not make an idol for yourselves. Do not worship things you created, and do not worship things God has created. Worship only God!

"If you do not do what is right, God will scatter you to other lands. But He will not leave you. If you look for God, you will find Him. He will not destroy you. He will not forget His covenant. Your God is a compassionate God."

Moses told the people to remember all the things God had done—all the wonderful things since He created the world! Moses said, "Know this: The Lord alone is God; there is no other besides Him."

Moses said it again. "The Lord is God in heaven above and on earth below. **The Lord alone is God; there is no other besides Him.** Obey His commands so that you may live long in the land the Lord is giving you."

Christ Connection: Moses commanded the people to obey God so that they would live. He told them to worship only God—the one true God. We receive eternal life from God by trusting in His Son, Jesus, and we obey Him because only He is God.



**WANT TO
DISCOVER
GOD'S WORD?
GET
ADVENTURE!**

Invite kids to check out this week's devotionals to discover Moses reminded the Israelites to trust in God. They trusted in Him, and He rescued them. (Ps. 22:4)

We can trust in Jesus to rescue us from sin. Order in bulk, subscribe quarterly, or purchase individually. For more information, check out www.lifeway.com/devotionals.

Small Group OPENING

SESSION TITLE: Worship Only God

BIBLE PASSAGE: Deuteronomy 1; 3:23–4:40

MAIN POINT: The Lord alone is God; there is no other besides Him.

KEY PASSAGE: Leviticus 11:45

BIG PICTURE QUESTION: Who can keep God's law? No one can keep God's law perfectly except Jesus.

Welcome time

- "Matching Cards" printable

Greet each kid as he or she arrives. Use this time to collect the offering, fill out attendance sheets, and help new kids connect to your group. When all the kids have arrived, give them the matching cards and invite them to play a matching game. For younger kids, they may play a concentration type of game with the pictures faceup.

SAY • What images did you see on the cards? What Bible stories do you remember based on these pictures? God rescued the Israelites from Egypt to lead them into the promised land. God gave them the Ten Commandments and specific instructions for building the tabernacle. Today we will learn that **the Lord alone is God; there is no other besides Him.**

Activity page (5 minutes)

- "Password" activity page, 1 per kid
- pencils or markers

Invite kids to complete the "Password" activity page. When kids follow the instructions, they will write out the first half of the main point: *The Lord alone is God.*

SAY • You uncovered part of today's main point! The Lord alone is God. Today we will learn that Moses had an important reminder for the Israelites, who had been in the desert for 40 years.

Session starter (10 minutes)

OPTION 1: Playing favorites

On a large piece of chart paper, invite kids to list their favorite foods, movies, toys, and songs. You may need to list the items for kids who are still working on their writing skills. Next, invite them to list their favorites in each category from a year or two ago.

SAY • Do you remember your favorite things from a year ago? What about two years ago? While your favorites may change from year to year, God's Word never changes. God wanted His people to remember what He had done for them. **The Lord alone is God; there is no other besides Him.**

OPTION 2: Dancing through the decades

Invite kids to do some older dance moves with you such as the Twist, the Mashed Potato, the Funky Chicken, the Charleston, and the Bunny Hop. Check out videos of these moves online before class if you are unfamiliar with them.

SAY • Those were some pretty silly dance moves from a long time ago! While dance moves change over time, God's Word never changes. We should worship only God because **the Lord alone is God; there is no other besides Him.**



- chart paper
- markers

Transition to large group

Large Group LEADER

SESSION TITLE: Worship Only God

BIBLE PASSAGE: Deuteronomy 1; 3:23–4:40

MAIN POINT: The Lord alone is God; there is no other besides Him.

KEY PASSAGE: Leviticus 11:45

BIG PICTURE QUESTION: Who can keep God's law? No one can keep God's law perfectly except Jesus.

Countdown

• countdown video

Show the countdown video as your kids arrive, and set it to end as large group time begins.

Introduce the session (3 minutes)

• leader attire
• chalk board or dry erase board
• chalk or markers
• eraser

[Large Group Leader enters wearing casual clothes. The chalkboard or dry erase board that had the clubhouse rules has been erased. A stinky face with a sign that reads LITTLE BROTHERS RULE takes up the center of the board.]

LEADER • Hello, friends! Ah, fresh air. Can you smell it?

[Inhale deeply.] That is the smell of tree house living. Welcome back. I'm glad you're here! *[Motion with your thumb to the rules board.]* As you can see, my little brother snuck into the tree house and erased all the rules that we wrote down the other day. Can you help me remember our rules? *[Accept responses. Write down the rules. If the kids tell you to write the No little brothers rule, write it down and underline it twice.]*

There! That's much better! Thanks for your help. I better work hard to memorize those rules in case my little brother strikes again.

Giant timeline (1 minute)

LEADER • Just think of how the Israelites memory must have been after traveling in the desert for 40 years. That's right—40 years! God constantly showed His people mighty deeds to remind them of His faithfulness. Unfortunately, they still forgot about His commands and His love for them.

Our Bible story today is a special message Moses gave to the people to remind them about God's goodness. It's called "Worship Only God."

• Giant Timeline

Sing (4 minutes)

LEADER • Speaking of worshiping only God, one of the ways we can worship Him is by singing to Him. Let's stand up and sing.

Sing together "Holy God (Holy, Holy, Holy)."

• "Holy God (Holy, Holy, Holy)" song

Big picture question (1 minute)

LEADER • Our big picture question is, *Who can keep God's law? No one can keep God's law perfectly except Jesus.* As you listen to the story today, don't think "Those silly Israelites made some big mistakes!" Think, "I can be just like the Israelites! I am a sinner too." Then praise God for sending Jesus, who always trusted God, and who can help us trust God too!

Tell the Bible story (10 minutes)

Open your Bible to Deuteronomy 1; 3:23–4:40. Tell the Bible story in your own words, or show the Bible story video "Worship Only God." For a shorter version, read the bolded text.

• Bibles
• "Worship Only God" video
• Big Picture Question Poster
• Bible Story Picture Poster

LEADER • After 40 years of walking in the desert, the Israelites were ready to enter the promised land. The first time they reached the promised land, they didn't trust God to keep His promise to give them the land! As punishment, God made them walk in the desert for 40 years until all the people who had disobeyed God died. Only Joshua and Caleb—who had trusted God—would be allowed to enter the land with the new generation of Israelites, the children who had been born or grown up in the desert.

Moses reminded these children about the wonderful ways God had taken care of His people in the desert. Moses said **the Lord alone is God; there is no other besides Him**. Moses commanded the people to obey God so that they would live. He told them to worship only God—the one true God. We receive eternal life from God by trusting in His Son, Jesus, and we obey Him because only He is God.

Ask the following review questions:

1. How many years did the Israelites wander in the desert? (*40, Deut. 1:3*)
2. Which leader gave the Israelites a message from God before they entered the promised land? (*Moses, Deut. 1:3*)
3. Could Moses enter the promised land? (*No, Moses and Aaron disobeyed God too; Deut. 3:26*)
4. What would happen to the people if they did not worship only God and obey His commands? (*God would scatter them to other lands, Deut. 4:25-27*)
5. ***Who can keep God's law? No one can keep God's law perfectly except Jesus.***

The Gospel: God's Plan for Me (optional)

Use Scripture and the guide provided with this session to explain to boys and girls how to become a Christian. Assign individuals to meet with kids who have more questions. Encourage boys and girls to ask their parents, small group leaders, or other Christian adults any questions they may have about becoming a Christian.

Tip: Provide *I'm a Christian Now* for new Christians to take home and complete with their families.

Key passage (5 minutes)

Show the key passage poster. Lead the boys and girls to read together Leviticus 11:45. Then hide the key passage poster and write the key passage on a chalk board or dry erase board, drawing a blank for every other word. Invite kids to say the key passage from memory, and you will write the correct word in each spot.

- Key Passage Slide or Poster
- "You Must Be Holy" song

LEADER • God is holy which means He always does what is right, and He is separate from sin. Because He is our God, we are to be separate from sin, just like He commanded the Israelites. We can't do that on our own. God sent Jesus to rescue us from sin when we trust in Him!

Discussion starter video (4 minutes)

LEADER • Have you ever thought you were the only person that had something and felt special because of that? Check out this video.

Show the "Unit 6, Session 4" discussion starter video.

LEADER • Do you think Zack would have been just as excited about his new shirt if he had known it really wasn't one of a kind? Unlike that nifty cat T-shirt, God is truly one of a kind. There is no one else like Him! How should that affect our love for Him and

- "Unit 6, Session 4" discussion starter video

how we worship Him?

When you consider people valuable, you talk to them, listen to them, show them love, and so forth. When you consider items valuable, you spend time with them, take care of them, and so forth. How can you show that you value God this week?

We are to strive to live holy lives not to earn God's love and forgiveness but because He gave us His full love and forgiveness when we trusted Jesus. All of the ways that we thought of to show God we value Him should be our natural response to God's goodness and kindness to us. There is nothing we can do to earn God's favor and that is a good thing!

Sing (4 minutes)

• "Holy God (Holy, Holy, Holy)" song

LEADER • Let's praise God and let Him know how much we value Him!

Sing together "Holy God (Holy, Holy, Holy)."

Pray (2 minutes)

Before transitioning to small groups, make any announcements. Invite kids to pray before dismissing to small groups.

LEADER • Dear Lord, thank You for all the amazing ways You have shown Your power and Your love for us. Help us trust You and remember You are God alone. There is no other besides You. Thank You for sending Your Son, Jesus, to die on the cross and rise again to forgive us and give us life with You forever. In Your name we pray, Amen.

Dismiss to small groups

The Gospel: God's Plan for Me

Ask kids if they have ever heard the word *gospel*. Clarify that the word *gospel* means "good news." It is the message about Christ, the kingdom of God, and salvation. Use the following guide to share the gospel with kids.



God rules. Explain to kids that the Bible tells us God created everything, and He is in charge of everything. Invite a volunteer to read Genesis 1:1 from the Bible. Read Revelation 4:11 or Colossians 1:16-17 aloud and explain what these verses mean.



We sinned. Tell kids that since the time of Adam and Eve, everyone has chosen to disobey God. (Romans 3:23) The Bible calls this sin. Because God is holy, God cannot be around sin. Sin separates us from God and deserves God's punishment of death. (Romans 6:23)



God provided. Choose a child to read John 3:16 aloud. Say that God sent His Son, Jesus, the perfect solution to our sin problem, to rescue us from the punishment we deserve. It's something we, as sinners, could never earn on our own. Jesus alone saves us. Read and explain Ephesians 2:8-9.



Jesus gives. Share with kids that Jesus lived a perfect life, died on the cross for our sins, and rose again. Because Jesus gave up His life for us, we can be welcomed into God's family for eternity. This is the best gift ever! Read Romans 5:8; 2 Corinthians 5:21; or 1 Peter 3:19.



We respond. Tell kids that they can respond to Jesus. Read Romans 10:9-10,13. Review these aspects of our response: Believe in your heart that Jesus alone saves you through what He's already done on the cross. Repent, turning from self and sin to Jesus. Tell God and others that your faith is in Jesus.

Offer to talk with any child who is interested in responding to Jesus.

Small Group LEADER

SESSION TITLE: Worship Only God

BIBLE PASSAGE: Deuteronomy 1; 3:23–4:40

MAIN POINT: The Lord alone is God; there is no other besides Him.

KEY PASSAGE: Leviticus 11:45

BIG PICTURE QUESTION: Who can keep God's law? No one can keep God's law perfectly except Jesus.

- Key Passage Poster
- "You Must Be Holy" song
- large craft sticks
- adhesive hoop and loop fasteners

Key passage activity (5 minutes)

Before class, write one word of the key passage and Scripture reference on large craft sticks. Attach adhesive hook and loop fasteners to each end of the craft stick. (One end will have the fuzzy end; the other end will have the scratchy part.) Mix up the craft sticks and invite kids to sit in a circle. Drop the craft sticks in the middle of the circle and invite kids to work together to put the key passage together by sticking the craft sticks together.

SAY • Great job working together to remember the key passage. Our key passage reminds us that God is holy, and He wants us to be holy too. We can't be holy on our own because we have sinful hearts. That's why God sent Jesus. Jesus lived a perfectly sinless life, but He died the death we deserve so we could be forgiven and have eternal life when we trust in Him.

Bible story review & Bible skills (10 minutes)

Open your Bible to Deuteronomy 1; 3:23–4:40. Select a few kids to be "memory motion" volunteers to act out the mighty deeds God had done for the Israelites. Read the statements below and invite the kids to act them out.

- Bibles, 1 per kid
- Main Point Poster

- God took care of the people in the wilderness. (Deut. 1:31) [*Kids may play out “gathering” manna and quail. Another kid may play out when Moses struck a rock.*]
- God spoke to His people at Mount Horeb in a fire. (Deut. 4:12) [*Kids may make trumpet sounds.*]
- God gave the Ten Commandments. (Deut. 4:13) [*Kids may hold up 10 fingers.*]
- God led Israel out of Egypt with powerful signs and wonders. (Deut. 4:34) [*Kids may hop like frogs, pretend to swat gnats or locusts, and scratch as if covered with boils.*]
- God chose Israel to be His people out of His love for them. (Deut. 4:37) [*Kids may cross their arms over their hearts.*]

Note: Mount Sinai and Mount Horeb refer to the same location. Moses used both names when writing Exodus, but he used Mount Horeb in Deuteronomy.

SAY • Moses reminded God’s people that the Lord alone is God; there is no other besides Him. God chose the people of Israel, not because they were so good, but because He is so good. God always keeps His promises, and He was going to keep His promise to Abraham, Isaac, and Jacob to lead their descendants to the promised land. God knew they would eventually turn away from Him and worship other things, but He promised to bring them back when they repented and turned back to Him. God also sent Jesus to rescue us from sin when we repent and trust in Him.

Activity choice (10 minutes)

OPTION 1: Power, deeds, and acts

Explain to the kids that you will call out three words: *power*, *deeds*, and *acts*. When you say *power*, kids will flex their



biceps. When you say *deeds*, kids will pound one fist into their other flat palm. When you says *acts*, kids will hop in place. Call out the words. Start slowly and then build up speed until kids are switching between motions as quickly as possible.

SAY • Was remembering the right motion with the right word easy or hard? God performed powerful deeds and acts for the Israelites all the way from Moses' birth, through the wilderness, right up to leading them to the promise land. God showed His people that **the Lord alone is God; there is no other besides Him.**

God chose to love the nation of Israel and give them His covenant. Through this nation, He would one day send His Son, Jesus, to bless all nations of the world by dying on the cross and rising again to rescue us from sin when we trust in Him.

OPTION 2: Make a faithfulness frame

Provide each kid a half-sheet of paper and markers. Invite kids to write the main point on the top of the page. Encourage kids to write down or draw a picture of some of the wonderful things God has done for them, and then use the craft sticks and art supplies to make a frame. You may need to assist younger kids with gluing the frame to the kids' artwork. Set it aside to dry.

SAY • Take your beautiful frames home and display it somewhere you will see it every day this week. Each time you look at it, remember how God has been faithful to you. Remember that we worship God because **the Lord alone is God; there is no other besides Him.**

- craft sticks
- glue
- foam stickers
- pom-poms
- markers
- construction paper

Journal and prayer (5 minutes)

Distribute each child's journal and instruct the kids to write down or draw a picture of something fun they remember from when they were younger. Maybe it was a favorite birthday party, a family vacation, the birth of a sibling, and so forth. As they draw or write, talk about how God was showing His faithfulness to each of them during those moments of joy. Remind kids that God is faithful, even in the moments of heartache too.

SAY • Moses reminded the next generation of Israelites who were about to enter the promised land about all the good things God had done for them, and all the wrong ways the Israelites had responded by complaining or disobeying God. Even though God showed His power and His faithfulness, the people were not able to keep from breaking the covenant. God sent Jesus to make a new and better covenant. Jesus provides a way for us to be forgiven, and He provides a way for us to be holy from the inside out.

Make sure each child secures this week's sheet in the journal, and then collect them. Keep the journals in the classroom so they will be available every week or as often as you wish to use them.

If time remains, take prayer requests or allow kids to complete the coloring page provided with this session. Pray, thanking God for His never-ending love and faithfulness. Pray for each child by name. Ask God to help the kids remember His goodness and worship only Him.

Make sure to give kids the big picture cards to take home to reinforce the Bible story with their families.

- pencils
- Journal Page
- Bible Story Coloring Page, 1 per kid
- crayons or markers
- *Big Picture Cards for Families: Kids*