


THE GOSPEL


GOD'S PLAN for US

The gospel is the good news, the message about Christ, the kingdom of God, and salvation. Use these prompts to share the gospel with your kids.




GOD RULES.

Ask: "Who is in charge at home?" Explain that because God created everything, He is in charge of everything. Read Revelation 4:11.



WE SINNED.

Ask: "Have you ever done something wrong?" Tell kids that everyone sins, or disobeys God. Our sin separates us from God. Read Romans 3:23.




GOD PROVIDED.

Explain that God is holy and must punish sin. God sent His Son, Jesus, to take the punishment we deserve. Read John 3:16.



JESUS GIVES.

Ask: "What is the best gift you've ever received?" Say that Jesus took our punishment for sin by giving His life, and He gives us His righteousness. God sees us as if we lived the perfect life Jesus lived. This is the best gift ever! Read 2 Corinthians 5:21.



WE RESPOND.

Explain that everyone has a choice to make. Ask: "Will you trust Jesus as your Savior and Lord? You can turn from self and sin and turn to Jesus." Read Romans 10:9-10.

Bible Study at a Glance



Leader Bible Study

Familiarize yourself with the content and context of the Bible story and how it relates to God's plan of redemption.

Preparation

Pray for your kids and contact families during the week. Gather and prepare session materials.

Pray for your kids

Send a parent e-mail

Print/download printables

Prepare videos

Assemble supplies

Opening Activities

Activity Page

Small Group Opening

Engage kids and introduce the day's Bible story.

Say what?

Use the suggested "Say" dialogue to easily move between segments.

Large Group Leader

Communicate the day's Bible story and discover God's big story.

Sing

Big Picture Question

Giant Timeline

Key Passage & Bible Skill

Bible Story

Discussion Starter



Suggested times

The times provided allow you to complete the session plan in an hour and fifteen minutes. Lengthen or shorten the session as needed.

Make it fit

Customize the session plan to fit the needs of your church or classroom.



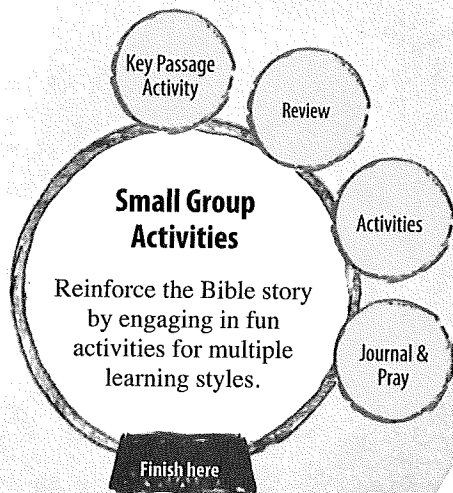
1 room

- 1) Use the Small Group Opening to welcome kids to Bible study. Kids may work the activity page and/or complete an activity together.
- 2) Transition to an area within your classroom that can be designated as the Large Group Bible story area. Watch the Bible story video or tell the Bible story. Incorporate any large group elements that fit your space and your time constraints.
- 3) Regroup to the small group area by using a countdown video, or gather around a table as you reinforce the Bible story's main point and Christ connection.



1 or more rooms

- 1) Use the Small Group Opening to welcome kids to Bible study. Kids may work the activity page and/or complete an activity together.
- 2) Use the countdown video or other transition signal as you move your small group to join the other small groups in the large group area. Watch the Bible story video or tell the Bible story. Incorporate any large group elements that fit your space and your time constraints.
- 3) Regroup to the small group rooms where you will reinforce what the kids learned from the Large Group Leader, review the key passage, and practice Bible skills.



Check out our tips and resources for an additional hour in the Worship Guide!

Unit 1: God the Creator

Unit Description:

In the beginning, God created everything for His glory. He made people in His image. When sin entered the world through Adam and Eve, God revealed His plan to bring people back to Himself through a descendant—His own Son.


Unit Key Passage:

1 Corinthians 8:6

Big Picture Questions:

Why did God create the world? God created the world and everything in it for His glory.

What is sin? Sin is breaking God's law, and sin separates people from God.



Unit 1: God the Creator

Session 1:

Bible Story:

God Created the World

Bible Passage:

Genesis 1:1-25

Main Point:

God created everything for His glory.

Session 2:

Bible Story:

God Created People

Bible Passage:

Genesis 1:26-2:25

Main Point:

God created people in His own image; God created them male and female.

Session 3:

Bible Story:

Sin Entered the World

Bible Passage:

Genesis 3:1-24

Main Point:

Adam and Eve's sin separated them from God.

Session 4:

Bible Story:

Cain and Abel

Bible Passage:

Genesis 4:1-16,25-26

Main Point:

Cain's sin separated him from God and people.

Session 5:

Bible Story:

Noah and the Ark

Bible Passage:

Genesis 6:5-9:17

Main Point:

God is holy, and He punishes sin.

Session 6:

Bible Story:

The Tower of Babel

Bible Passage:

Genesis 11:1-9

Main Point:

God created people to give glory to Him alone.

God Created the World

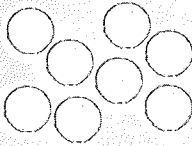
BIBLE PASSAGE: Genesis 1:1-25

MAIN POINT: God created everything for His glory.

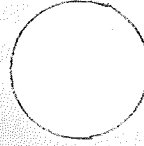
UNIT KEY PASSAGE: 1 Corinthians 8:6

BIG PICTURE QUESTION: Why did God create the world? God created the world and everything in it for His glory.

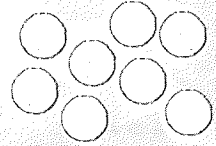
SMALL GROUP OPENING
(10–15 MINUTES)
PAGE 10



LARGE BIBLE STUDY
(25–30 MINUTES)
PAGE 12



SMALL GROUP ACTIVITIES
(25–30 MINUTES)
PAGE 18



Leader BIBLE STUDY

In the beginning, God created everything. God created the universe *ex nihilo*, or “out of nothing.” All of creation began with a word. When God spoke, it happened. Light, land, sky, stars, plants, and animals. God made them all, and they were good. Creation was perfect, just as God intended.

Every story in the Bible is a small piece of a much bigger story—God’s redemptive story. Sin would enter the world and affect everything, but God already knew. He already had a plan to show His grace to people through His Son (2 Tim. 1:9), to rescue and restore. In fact, the Bible says that God’s plan existed before He created the world. (Eph. 1:4-6)

1. This type of energy travels faster than anything else. (*Day 1, light*)
2. This might look red, orange, purple, or yellow; but most of the time it looks blue. (*Day 2, sky*)
3. More than 20,000 types of these exist in the world—have you ever seen an evergreen, cottonwood, maple, or elm? (*Day 3, trees*)
4. No one has ever counted them, but experts estimate our galaxy is home to about 300 billion of these. (*Day 4, stars*)
5. An albatross is a type of this animal. It can travel thousands of miles without stopping. (*Day 5, bird*)
6. These creatures include giraffes, elephants, lions, and turtles. (*Day 6, wildlife*)

Option: Research additional facts to extend play.

SAY • Wow! Isn't God's creation wonderful? He made all of these things out of nothing! When God spoke, it happened. **God created everything for His glory.**

Journal and prayer (5 minutes)

Invite kids to write on their journal pages about something they enjoy from God's creation. Kids may also draw pictures of things God created.

SAY • **God made everything for His glory.** He made everything to show how awesome He is. Let's pray and thank God for His creation.

Lead kids in a short prayer. Thank God for the beauty of His creation, and praise Him for His creativity.

As time allows, lead kids to complete "The Big Question" on the activity page. Kids will unscramble the words to answer the big picture question. (*Answer: **God created the world and everything in it for His glory.***)

- pencils
- Journal Page
- "The Big Question" activity page, 1 per kid

Tip: Give parents this week's *Big Picture Cards for Families* to allow families to interact with the biblical content at home.

God Created People

BIBLE PASSAGE: Genesis 1:26–2:25

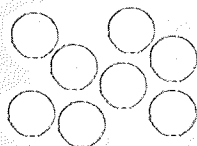
MAIN POINT: God created people in His own image; God created them male and female.

UNIT KEY PASSAGE: 1 Corinthians 8:6

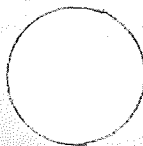
BIG PICTURE QUESTION: Why did God create the world? God created the world and everything in it for His glory.

2

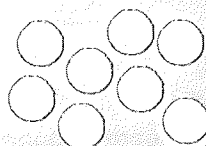
SMALL GROUP OPENING
(10–15 MINUTES)
PAGE 26



LARGE BIBLE STUDY
(25–30 MINUTES)
PAGE 28



SMALL GROUP ACTIVITIES
(25–30 MINUTES)
PAGE 34



Leader BIBLE STUDY

On the sixth day of creation, God created man in His own image. God formed the man out of dust from the ground and breathed into his nostrils the breath of life, and the man became a living creature. (Gen. 2:7) Man was set apart as different from the rest of God's creation. God did not breathe into the animals. He skillfully formed man out of dust as a potter forms a pot out of clay. (See Isa. 64:8.)

God sustained the man. He planted a garden in Eden and put the man there to work it and keep it. (Gen. 2:8,15) Then God gave the man a command. God told the man, "You must not eat from the tree of the knowledge of good and evil." Then God explained the consequences, "For on

the day you eat from it, you will certainly die” (Gen. 2:17).

Then God made woman from the man’s rib. She was a suitable helper for him. Both man and woman were created in God’s image. The first man, Adam, and the first woman, Eve, lived in the garden and enjoyed God’s friendship.

We know Adam and Eve did not keep the command God gave, and their disobedience brought sin into the world. For that reason, God sent His Son, Jesus—“the image of the invisible God” (Col. 1:15) and “the exact expression of His nature” (Heb. 1:3). God the Son became fully man, acting as the second Adam, to bring life to those who are in Him. (See 1 Cor. 15:45-49.)

As you teach kids this week, help them understand that being made in God’s image means we are made like Him, or patterned after Him. God does not have a physical body; He is Spirit, and He has given each of us a spirit. God gives people the ability to think and to feel emotions and to make choices. He gives us the ability to understand right and wrong.

Emphasize that God made people different than anything else He created. God created people in His own image (Gen. 1:26) and for His glory (Isa. 43:7).



MINISTRY GRID
training made simple

Additional resources for each session are available at gospelproject.com. For free training and session-by-session help, visit www.ministrygrid.com/web/thegospelproject.

The BIBLE STORY

God Created People

Genesis 1:26–2:25

On the sixth day of creation, God made people. God created people differently than anything else He created. God created people **in His very own image. God took dust from the ground and made a man.** God breathed His very own breath into the man, and the man became alive. God made a garden in the land of Eden, and He put the man in the garden. **God told the man to work in the garden and take care of it.**

God provided food from the trees for the man to eat, and God provided a river to water the garden. **Then God said, “You can eat from any of the trees in the garden, except for one.”** The garden had a tree in it called the tree of the knowledge of good and evil. **God warned the man, “If you eat from that tree, you will die.”**

Now God was not yet finished with creation. He saw the man and said, “It is not good for the man to be alone.”

So God decided to make a helper for the man. God made wild animals and birds, and the man gave names to all of the creatures. **But none of the animals was a good helper for the man.**


So God made the man fall fast asleep. He took one of the man’s ribs and created a woman. When the man saw the woman, he was very happy.

The woman was a perfect helper for the man; she was his wife. **The man’s name was Adam, and his wife’s name was Eve.**

God gave Adam and Eve good things. He put them in charge of the animals and provided everything they needed. **God looked at everything He had made, and it was very**

good. God had done everything He planned to do. So **on the seventh day of creation, God rested** from His work.

Christ Connection: God created people in His own image. Adam was like God in some ways, but he was not a perfect representation of God. God sent His Son, Jesus, to show us exactly what God is like. (Colossians 1:15) Jesus is the perfect representation of God because He is God. (Hebrews 1:3)



**WANT TO
DISCOVER
GOD'S WORD?
GET
BIBLE EXPRESS!**

Invite kids to check out this week's devotionals to discover that God created the first man, Adam, in His image.

Order in bulk, subscribe quarterly, or purchase individually. For more information, check out www.lifeway.com/devotionals.

Small Group OPENING

SESSION TITLE: God Created People

BIBLE PASSAGE: Genesis 1:26–2:25

MAIN POINT: God created people in His own image; God created them male and female.

UNIT KEY PASSAGE: 1 Corinthians 8:6

BIG PICTURE QUESTION: Why did God create the world? God created the world and everything in it for His glory.

Welcome time

- non-breaking hand mirror

Greet each kid as he or she arrives. Use this time to collect the offering, fill out attendance sheets, and help new kids connect to your group. As kids arrive, invite them to look in a mirror and tell you one thing they like about their appearance. Encourage hesitant kids by saying, “I really like your hair,” or “You have a great smile!”

SAY • Every one of you is so special. Do you know why? Because God made you!

Activity page (5 minutes)

- “Day Six! Crossword” activity page, 1 per kid
- pencils or markers

Invite kids to complete the “Day Six! Crossword” on the activity page. Lead kids to share what they know about the key words. (*Words: Adam, dust, Eve, garden, helper, people, rib, sixth*)

SAY • Today’s Bible story is about two people in a garden. Let’s find out what the rest of these words have to do with our Bible story.

Session starter (10 minutes)

OPTION 1: Partner reflections

Guide each kid to find a partner. Instruct pairs to spread out in the room. Each kid should stand, facing her partner.



Each pair should decide which partner will lead first.

The lead player will begin making a slow motion. For example, raising an arm or turning a foot. The second partner should reflect her partner's actions, as if the lead is looking into a mirror. After some practice, the lead player may make faster movements. Challenge the second partner to keep up! Then allow partners to switch roles.

SAY • When you look into a mirror, you see your reflection.

Your reflection is an image or picture of you. Did you know that the Bible says you were created in God's image? When God made people, He made them like Himself in some ways. We'll learn more about that during today's Bible story.

OPTION 2: Clay formations

Give each kid a fist-sized lump of clay. Encourage them to knead the clay and form something out of it. Suggest kids form an animal or a person.

• clay or play dough

Give each kid a chance to show his creation to the rest of the group and explain what he made.

SAY • Those are some very neat creations! Now I want you to do something. Listen carefully! Everyone take a deep breath, and then blow on your clay. [*Pause while kids blow.*] Did anything happen? If you formed a person, did your clay turn into a living, breathing person? No? Well, today we are going to hear a story from the Bible about how God created the first man and breathed life into him!

Transition to large group

Large Group LEADER

SESSION TITLE: God Created People

BIBLE PASSAGE: Genesis 1:26–2:25

MAIN POINT: God created people in His own image; God created them male and female.

UNIT KEY PASSAGE: 1 Corinthians 8:6

BIG PICTURE QUESTION: Why did God create the world? God created the world and everything in it for His glory.

Countdown

• countdown video

Show the countdown video as your kids arrive, and set it to end as large group time begins.

Introduce the session (3 minutes)

• leader attire
• backpack
• Bible

[Large Group Leader enters carrying a backpack, a pair of utility work gloves, and a Bible.]

LEADER • Hey, everyone! I sure am glad to see you. I am just about all set to take off in my hot air balloon. I'm just running into one little problem. Flying a hot air balloon is a lot of work! I certainly can't do it alone. First, you have to adjust the burners to heat up the air in the envelope ... that's the technical term for the big balloon part. When the air gets hot enough, it lifts off the ground! Did you know that hot air is lighter than cool air?

Anyway, that is just the takeoff part. You can't really steer a hot air balloon, but you can adjust the heat to make it go up and down. Turning up the burner makes the balloon go up, and turning down the burner makes the balloon go down. Up, down, up, down. I could really use a helper to make this trip a success! Do you know of any good helpers?

Giant timeline (1 minute)

LEADER • Well, think on that while we get started with today's Bible story. Let's see where we are on our giant timeline. Last week, we learned about the things God made during the first five days of creation. God saved His most special creation for last. On the sixth day, "God Created People."

• Giant Timeline

Big picture question (1 minute)

LEADER • Does anyone remember our big picture question? *Why did God create the world?* God had a reason for making plants and animals and oceans; do you think He had a reason for making people? Let's find out. Listen carefully to the Bible story.

Tell the Bible story (10 minutes)

Open your Bible to Genesis 1:26–2:25. Tell the Bible story in your own words, or show the Bible story video "God Created People."

LEADER • When God made people, He made them in a special way. God made people different from everything else that He created. Do you know what makes us different than the rest of creation? That's right. **God created people in His own image; God created them male and female.**

Being made in God's image means that we are like God in some ways. God gives us the ability to love and to be patient and to enjoy things that are beautiful. He gives us wisdom so we can choose what is best; God always does what is best! And He gives us knowledge. We can know some things, but God knows everything!

- Bibles
- "God Created People" video
- Big Picture Question Poster
- Bible Story Picture Poster
- Main Point Poster

Ask the following review questions:

1. **Why did God create the world? God created the world and everything in it for His glory.**
2. On what day did God make people? (*sixth day of creation, Gen. 1:26-31*)
3. In whose image did God create people? (**God created people in His own image. God created them male and female; Gen. 1:27**)
4. What did God use to make the man? (*dust from the ground, Gen. 2:7*)
5. Where did God put the man to live? (*in the garden of Eden, Gen. 2:8*)
6. What job did God give the man? (*to work in the garden and take care of it, Gen. 2:15*)
7. What warning did God give the man? (*He could eat from any of the trees in the garden, except for one, the tree of the knowledge of good and evil; Gen. 2:16-17*)
8. Why did God make a helper for the man? (*God said it was not good for the man to be alone, Gen. 2:18*)
9. What did God use to make the woman? (*one of the man's ribs, Gen. 2:21-22*)
10. Was the man exactly like God? (*no*)
11. Who shows us exactly what God is like? (*God's Son, Jesus; Col. 1:15; Heb. 1:3*)

The Gospel: God's Plan for Me (optional)

Use Scripture and the guide provided with this session to explain to boys and girls how to become a Christian. Assign individuals to meet with kids who have more questions.

Encourage boys and girls to ask their parents, small group leaders, or other Christian adults any questions they may have about becoming a Christian.

Sing (4 minutes)

LEADER • If *God created the world and everything in it for His glory*, then we should praise Him! Will you sing with me?

Sing together “All Creatures of Our God and King (He Is Our Gain).” Invite kids to wave their hands in the air when they sing “Alleluia!”

• “All Creatures of Our God and King (He Is Our Gain)” song

Key passage (5 minutes)

Show the key passage poster. Lead the boys and girls to read together 1 Corinthians 8:6. Review the hand motions from the previous session. Then demonstrate hand motions to help boys and girls memorize the second part of the verse.

- *one Lord*—Hold up your index finger.
- *Jesus Christ*—Touch the tip of the middle finger of your right hand to the center of the palm of your left hand. Then touch the tip of the middle finger of your left hand into the palm of your right hand.
- *all things*—Point around as if pointing to all things.
- *we exist*—Stand tall and point to yourself.

• Key Passage Poster
• “There Is Only One” song

Sing together “There Is Only One.”

Discussion starter video (4 minutes)

LEADER • God made us all in His image, but we aren’t all exactly the same. Have you ever met someone who was different than you? I mean *very* different?

Show the “Unit 1, Session 2” discussion starter video. Lead kids to talk about why they might hesitate to be friends with someone who is different from them.

LEADER • What are some ways you can respect others at school, home, church, or in your neighborhood?
God created people—*all* people, both male and

• “Unit 1, Session 2” discussion starter video

female—in His own image. Everyone deserves to be treated with respect.

Prayer (2 minutes)

Call on two or three volunteers to share something they would like to thank God for. Include thanks for these things when you pray.

LEADER • Father God, You made all things, and we give You glory! Everything You made shows how awesome You are. Thank You for giving us interesting animals and beautiful sunsets to enjoy. Thank You for making people. We know that every person is special because he or she is made in Your image. Most of all, thank You for Jesus, who shows us exactly what You are like because He is Your Son. We love You, Lord. Amen.

Dismiss to small groups

The Gospel: God's Plan for Me

Ask kids if they have ever heard the word *gospel*. Clarify that the word *gospel* means "good news." It is the message about Christ, the kingdom of God, and salvation. Use the following guide to share the gospel with kids.



God rules. Explain to kids that the Bible tells us God created everything, and He is in charge of everything. Invite a volunteer to read Genesis 1:1 from the Bible. Read Revelation 4:11 or Colossians 1:16-17 aloud and explain what these verses mean.



We sinned. Tell kids that since the time of Adam and Eve, everyone has chosen to disobey God. (Romans 3:23) The Bible calls this sin. Because God is holy, God cannot be around sin. Sin separates us from God and deserves God's punishment of death. (Romans 6:23)



God provided. Choose a child to read John 3:16 aloud. Say that God sent His Son, Jesus, the perfect solution to our sin problem, to rescue us from the punishment we deserve. It's something we, as sinners, could never earn on our own. Jesus alone saves us. Read and explain Ephesians 2:8-9.



Jesus gives. Share with kids that Jesus lived a perfect life, died on the cross for our sins, and rose again. Because Jesus gave up His life for us, we can be welcomed into God's family for eternity. This is the best gift ever! Read Romans 5:8; 2 Corinthians 5:21; or 1 Peter 3:19.



We respond. Tell kids that they can respond to Jesus. Read Romans 10:9-10,13. Review these aspects of our response: Believe in your heart that Jesus alone saves you through what He's already done on the cross. Repent, turning from self and sin to Jesus. Tell God and others that your faith is in Jesus.

Offer to talk with any child who is interested in responding to Jesus.

Small Group LEADER

SESSION TITLE: God Created People

BIBLE PASSAGE: Genesis 1:26–2:25

MAIN POINT: God created people in His own image; God created them male and female.

UNIT KEY PASSAGE: 1 Corinthians 8:6

BIG PICTURE QUESTION: Why did God create the world? God created the world and everything in it for His glory.

Key passage activity (5 minutes)

- Key Passage Poster
- index cards
- marker
- empty trash can
- paper wad or foam ball

Write the words of the key passage on separate index cards. Form two groups. Instruct one group to line up single file behind an empty trash can. Give the first player in line a paper wad or small foam ball.

Guide the second group to gather around a table or form a circle on the floor. Give the group the key passage cards. Explain the instructions for the game:

1. When you say go, the second group will work together to arrange the key passage cards in order.
2. While the second group works, players in the first group will take turns shooting baskets. Players should try to make as many baskets as they can before the other group finishes arranging the cards.
3. When the second group finishes, call for everyone to freeze. Lead the group to read the verse aloud. (If the key passage is not arranged correctly, instruct the group to try again while the first team continues shooting baskets.)
4. If the key passage is correct, note how many baskets the first group made.
5. Guide the teams to switch roles and play again. See which team can score the most baskets.

Bible story review & Bible skills (10 minutes)

Guide kids to sit in a circle. Begin a slow pat-pat-clap-clap-pat-pat-clap rhythm as you review the days of creation rhyme from the previous session.

- Bibles, 1 per kid
- Main Point Poster

“God created on Day 1
He made light where there was none.
God created on Day 2
Space called sky, the sky so blue.
God created on Day 3
Earth and seas and plants and trees.
God created on Day 4
Sun and moon and stars galore!
God created on Day 5
Fish to swim and birds to fly.”

Option: Retell or review the Bible story using the bolded text of the Bible story script.

Now introduce two more verses to include details from today’s Bible story:

“God created on Day 6
Man and woman in the mix.
On Day 7, God did rest
His creation is the best!”

Say the rhyme again, encouraging kids to repeat after you for each day of creation. If kids master the rhyme, challenge them by leading, “God created on Day ... ” and then call out a number between 1 and 6. Kids should finish the rhyme with the correct phrase.

SAY • Great job, everyone! We know that on the sixth day, God created people. He made a man and a woman—Adam and Eve—and He made them different from

anything else He created. **God created people in His own image; God created them male and female.**



Activity choice (10 minutes)

OPTION 1: Guess who?

Form two teams. Choose a contestant from each team to join you at the front of the room. Guide the rest of the players to stand with their groups. Instruct each contestant to secretly choose a player from the opposing team. They should whisper to you the name of the player.

Play begins by contestant 1 asking a yes-or-no question about the mystery player. Any yes-or-no question about the person's physical appearance is allowed. For example, "Is my person a girl?" or "Does my person have brown hair?" Any players not matching the description should sit down.

Then contestant 2 asks a question. A contestant may guess the mystery player on his turn. If correct, his team wins. If incorrect, the player he guessed sits down and the other contestant has a turn. The first to guess correctly wins.

SAY • You figured out the mystery player by his or her physical appearance. How can every person be made in God's image if we all look so different?

God does not have a physical body. **God created people in His own image; God created them male and female.** That means we are like God in some ways—not in the way we look, but in some of our characteristics such as knowledge, wisdom, love, patience, and so forth. Adam was like God in some ways, but he was not a perfect representation of God. God sent His Son, Jesus, to show us exactly what God is like. Jesus is the perfect representation of God because He is God.

Option: Review the gospel with boys and girls. Explain that kids are welcome to speak with you or another teacher if they have questions.

OPTION 2: Shadow pictures

Choose a volunteer and demonstrate how to make a shadow picture. Guide the kid to sit or stand sideways next to a wall. Position a bright lamp or flashlight several feet away so the shadow of the kid's head and neck is sharp on the wall. If necessary, dim other lights in the room.

Tape a piece of white paper where the shadow falls. Use a pencil to trace the outline of the shadow. Lightly glue the black construction paper to the back and the kid can cut around the outline. Mount the shadow on another piece of white construction paper. The kid can use colored pencils to write his name next to his shadow.

Assist each kid in making a shadow picture or provide supplies for kids to work together in small groups.

SAY • God created people in His own image; God created them male and female. We aren't exactly like God, but we are like Him in some ways—like a shadow. We have knowledge, wisdom, and love like God. God sent His Son, Jesus, to show us exactly what God is like. Jesus is the perfect representation of God because He is God.

- black and white construction paper
- bright lamps or flashlights
- colored pencils
- scissors
- tape
- glue

Tip: Give parents this week's *Big Picture Cards for Families* to allow families to interact with the biblical content at home.

Journal and prayer (5 minutes)

Give each kid the journal page and a pencil. Remind kids that *God created the world and everything in it for His glory*. Prompt kids to list ways they could use their unique qualities to bring God glory. Or suggest kids write a short prayer, thanking God for creating them in His own image.

As time allows, lead kids to complete "In His Image" on the activity page. Encourage kids to draw pictures of themselves. Consider providing small mirrors for kids to draw a self-portrait.

- pencils
- Journal Page
- "In His Image" activity page, 1 per kid
- markers or colored pencils
- small mirrors (optional)