


THE GOSPEL


GOD'S PLAN for US

The gospel is the good news, the message about Christ, the kingdom of God, and salvation. Use these prompts to share the gospel with your kids.




GOD RULES.

Ask: "Who is in charge at home?" Explain that because God created everything, He is in charge of everything. Read Revelation 4:11.



WE SINNED.

Ask: "Have you ever done something wrong?" Tell kids that everyone sins, or disobeys God. Our sin separates us from God. Read Romans 3:23.




GOD PROVIDED.

Explain that God is holy and must punish sin. God sent His Son, Jesus, to take the punishment we deserve. Read John 3:16.



JESUS GIVES.

Ask: "What is the best gift you've ever received?" Say that Jesus took our punishment for sin by giving His life, and He gives us His righteousness. God sees us as if we lived the perfect life Jesus lived. This is the best gift ever! Read 2 Corinthians 5:21.



WE RESPOND.

Explain that everyone has a choice to make. Ask: "Will you trust Jesus as your Savior and Lord? You can turn from self and sin and turn to Jesus." Read Romans 10:9-10.

Bible Study at a Glance



Leader Bible Study

Familiarize yourself with the content and context of the Bible story and how it relates to God's plan of redemption.

Preparation

Pray for your kids and contact families during the week. Gather and prepare session materials.

Pray for your kids

Send a parent e-mail

Print/download printables

Prepare videos

Assemble supplies

Opening Activities

Activity Page

Small Group Opening

Engage kids and introduce the day's Bible story.

Say what?

Use the suggested "Say" dialogue to easily move between segments.

Large Group Leader

Communicate the day's Bible story and discover God's big story.

Sing

Big Picture Question

Giant Timeline

Key Passage & Bible Skill

Bible Story

Discussion Starter



Suggested times

The times provided allow you to complete the session plan in an hour and fifteen minutes. Lengthen or shorten the session as needed.

4. Why did the people want to build a tall tower?
(*to make a name for themselves, Gen. 11:4*)
5. Besides the tower, what else did the people build?
(*a city, Gen. 11:4-5*)
6. How did God stop the people from building?
(*He confused their language, Gen. 11:7*)
7. Where did the Lord move the people? (*He scattered them over the whole earth, Gen. 11:8*)
8. What was the city called? (*Babel, Babylon; Gen. 11:9*)
9. **Why did God create the world? God created the world and everything in it for His glory.**

SAY • Before the tower of Babel, everyone had the same language. Today, thousands of languages are spoken on earth. **God created people to give glory to Him alone.** One day, Jesus will gather together all of God’s people—people from every tribe and people who speak all kinds of languages—and they will worship Him.

Option: Review the gospel with boys and girls. Explain that kids are welcome to speak with you or another teacher if they have questions.

Journal and prayer (5 minutes)

Give each kid the journal page. Encourage boys and girls to write a prayer of thanks and recognition to God, giving Him glory. Remind kids that **God created people to give glory to Him alone.** We give God glory when we show or tell about how great He is.

SAY • We often want people to think that we are awesome, but **God created people to give glory to Him alone.** God deserves our worship. He is so good!

As time allows, challenge kids to complete the “Main Point Mix-Up” on the activity page. Kids will unscramble the letters to discover today’s main point: **God created people to give glory to Him alone.**

- pencils
- Journal Page
- “Main Point Mix-Up” activity page, 1 per kid

Tip: Give parents this week’s *Big Picture Cards for Families* to allow families to interact with the biblical content at home.

Unit 2: God the Covenant-Maker

Unit Description:

God entered a covenant relationship with Abraham and all of his descendants to continue His plan of redemption. It is through this family, the nation of Israel, that God would bless the entire world by bringing forth the Messiah, Jesus.

Unit Key Passage:

Romans 4:3

Big Picture Question:

What did God promise? God made a covenant to bless His people.



Unit 2: God the Covenant-Maker

Session 1:

Bible Story:

God's Covenant with Abraham

Bible Passage:

Genesis 12:1-3; 15:1-21; 17:1-9

Main Point:

God promised to bless all the world through Abraham.

Session 2:

Bible Story:

God Tested Abraham

Bible Passage:

Genesis 22:1-19

Main Point:

Abraham trusted God even when he didn't understand God's plan.

Session 3:

Bible Story:

The Promise Reaffirmed

Bible Passage:

Genesis 25:19-26; 26:1-6; 28:10-22

Main Point:

God reminded Abraham's family that He always keeps His promises.

God's Covenant with Abraham

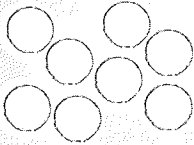
BIBLE PASSAGE: Genesis 12:1-3; 15:1-21; 17:1-9

MAIN POINT: God promised to bless all the world through Abraham.

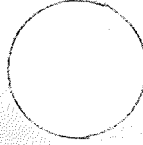
UNIT KEY PASSAGE: Romans 4:3

BIG PICTURE QUESTION: What did God promise? God made a covenant to bless His people.

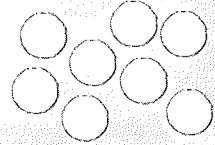
SMALL GROUP OPENING
(10–15 MINUTES)
PAGE 108



LARGE BIBLE STUDY
(25–30 MINUTES)
PAGE 110



SMALL GROUP ACTIVITIES
(25–30 MINUTES)
PAGE 116



Leader BIBLE STUDY

God is a covenant-making God. After the great flood, God made a covenant with Noah and his family and all the living creatures. God promised to never again flood the entire earth. He put a rainbow in the sky to confirm His covenant. (See Gen. 9:8-17.) God's covenant with Noah was unconditional; it did not depend on Noah in any way.

Years passed, and Noah's family grew. His son Shem had a family. Shem's seventh-great grandson was named Abram. (See Gen. 11:10-26.) Abram traveled toward the land of Canaan with his wife, Sarai; his father, Terah; and his nephew, Lot. But they stopped in Haran and settled there.

When Abram was 75 years old, God spoke to him. God called Abram to leave behind his family and his lands to go to a place God would show him. God made a covenant with Abram, promising to bless all the world through one of his descendants. (Gen 12:1-3) By faith, Abram obeyed.

God's covenant with Abram was unconditional. In Abram's time, when a covenant was made between two people, the animals would be split and both parties would walk through them as to say, "If I do not hold up my end of the covenant, may I be like these dead animals." (See Gen. 15.) This time, only the smoking fire pot and flaming torch passed through the animals, symbolizing that God alone would be responsible for upholding the covenant.

When Abram was 99 years old, he was still childless. How would God keep His promise to make Abram's offspring as numerous as the stars if Abram didn't have any children? But God was serious about the covenant; He always keeps His promises. God even changed Abram's name to Abraham, which means "Father of a Multitude."

God promised to bless all the earth through Abraham. At just the right time, Jesus was born into Abraham's family. (Gal. 4:4-5) Jesus fulfilled God's promise to Abraham. (See Gal. 3:8.) Jesus came into the world to save sinners. Through Him, all the nations of the earth are blessed.



MINISTRY GRID
training made simple

Additional resources for each session are available at gospelproject.com. For free training and session-by-session help, visit www.ministrygrid.com/web/thegospelproject.

The BIBLE STORY

God's Covenant with Abraham

Genesis 12:1-3; 15:1-21; 17:1-9

Abram lived with his wife, Sarai (SEHR igh). **God chose Abram and told him to move to a place he had never been. God promised Abram three things: a large family, land for his family, and blessing.** God visited Abram in a vision and said, "Do not be afraid, Abram. I am your shield; your reward will be very great."

This was a good promise, but Abram was sad. He didn't have any children to inherit his blessing. "One of my slaves will be my heir," Abram said. But **God** had a better plan. He **took Abram outside to remind him of His promise.** "Look at the sky and count the stars, if you can," **God** said. Abram couldn't count the stars. There were too many! "Your family will be that numerous," **God** promised. **Abram believed God, and God was pleased.**

God also promised that Abram's family would keep the land they were living in. Abram asked, "How can I be sure?" So God confirmed His covenant with Abram.

God told Abram to bring five animals: a cow, a goat, a ram, a turtledove, and a pigeon. Abram did as God said, and he divided the animals. Then, when the sun was setting, a deep sleep came over him.

While Abram slept, God told him what would happen in the future. He said that Abram's family would be slaves in another country for 400 years. Then God would judge the nation and bless Abram's family. Even though these things would happen, Abram would live a long, peaceful life.

When it was dark, a smoking fire pot and a flaming torch representing God passed between the divided

animals. This showed that God would be responsible for keeping His promise.


Many years passed and Abram still didn't have the promised son. God hadn't forgotten, though. He appeared to Abram again and reminded him, "I am God Almighty. I will establish My covenant between Me and you, and I will multiply you greatly."

God was so serious about His promise that He changed Abram's name to Abraham, which means "Father of a Great Multitude." God told Abraham that he would be the father of nations—even kings!

"I will keep My promise to you, God said, "and it will last forever. I will be your God, and I will be the God of your family—of everyone who comes after you."

God also promised to give Abraham and his offspring all of the land of Canaan where they were living. "You will own this land forever," He said.

Christ Connection: God called Abraham to leave his country and family to go to another land. God promised to bless all the world through Abraham. God sent Jesus from His home in heaven to be born on earth into Abraham's family. Through Jesus, all the nations of the earth are blessed.



**WANT TO
DISCOVER
GOD'S WORD?
GET
BIBLE EXPRESS!**

Invite kids to check out this week's devotionals to discover that God promised to make Abraham's name great and make him a blessing. Jesus came to earth as a man through Abraham's family. Order in bulk, subscribe quarterly, or purchase individually. For more information, check out www.lifeway.com/devotionals.

Small Group OPENING

SESSION TITLE: God's Covenant with Abraham

BIBLE PASSAGE: Genesis 12:1-3; 15:1-21; 17:1-9

MAIN POINT: God promised to bless all the world through Abraham.

UNIT KEY PASSAGE: Genesis 15:6

BIG PICTURE QUESTION: What did God promise? God made a covenant to bless His people.

Welcome time

Greet each kid as he or she arrives. Use this time to collect the offering, fill out attendance sheets, and help new kids connect to your group. Invite kids to share about the oldest person they know. Can kids imagine being that age?

Activity page (5 minutes)

- "Count the Stars" activity page, 1 per kid
- pencils or markers

Distribute activity pages and challenge kids to count the stars on the page. How many stars did kids find?

SAY • Today we are going to hear a story from the Bible about a man named Abram. God told Abram, "Look at the sky and count the stars, if you are able to count them. Your offspring will be that numerous."

Session starter (10 minutes)

OPTION 1: Senior shuffle

Arrange chairs back-to-back in a circle in the center of the room. Remove a chair to allow one fewer chair than the number of players.

Instruct kids to move around the circle while the music plays. Tell them that they must walk as though they are 100 years old (slowly, shuffling). When the music stops, kids must find a seat. The player without a chair is out.



- music
- chairs, 1 per kid

SAY • What things might be difficult for you if you were 100 years old? In today's Bible story, Abram and Sarai were old; Abram was 75 years old when God first told him he and his wife would have children. That sounds impossible! But nothing is impossible with God.

OPTION 2: Paper people chains

Follow these steps to make paper people chains:

1. Cut pieces of paper in half lengthwise so every kid has one strip.
2. Demonstrate how to fold the paper accordion style to create at least four panels.
3. On one end panel, draw the outline of a person. Make sure the hands and feet touch the outer edges of the panel.
4. Cut out the person, leaving the folds intact at the hands and feet so the chain does not break.
5. Unfold the paper and decorate as desired.

- paper
- scissors
- markers

As kids work, invite them to talk about their families. How many brothers and sisters do they have? How many cousins?

Explain that a person's *descendants* include everyone born into the family after them. For example, a grandparent's descendants include their children and grandchildren.

SAY • Today's Bible story is about a promise that God made to Abram. God promised Abram three things. One thing God promised was that Abram would have many descendants.

Transition to large group

Large Group LEADER

SESSION TITLE: God's Covenant with Abraham

BIBLE PASSAGE: Genesis 12:1-3; 15:1-21; 17:1-9

MAIN POINT: God promised to bless all the world through Abraham.

UNIT KEY PASSAGE: Romans 4:3

BIG PICTURE QUESTION: What did God promise? God made a covenant to bless His people.

- room decorations
- theme background slide (optional)

Suggested Theme Decorating Ideas: Simulate a colorful or wacky wedding venue. Arrange a few chairs at the front of the room. Use ribbon or streamers to tie bows onto the backs. Hang streamers from the ceiling and position artificial shrubs or flowers to the side. Consider displaying a tall candelabra and projecting the theme background slide.

Countdown

- countdown video

Show the countdown video as your kids arrive, and set it to end as large group time begins.

Introduce the session (3 minutes)

- leader attire
- envelopes
- clipboard
- wedding magazines

[Large Group Leader enters carrying a large stack of wedding magazines on a clipboard. Leader struggles to balance a stack of envelopes in one arm. As he or she reaches the front of the room, the envelopes fall to the floor.]

LEADER • Oh, dear! Oh, no. Can anybody help me pick up these envelopes? Thank you so much. *[Collect yourself.]* Well, I am certainly glad to see you. I could use a few extra hands around here. You see, I am trying to prepare for a wedding! It is a lot of work! There's the invitations, the decorations, the music, the guests, the reception, the cake ... And this isn't even *my* wedding. I'm helping out two good friends

whom I've known since we were little. I am so excited to see them promise to spend the rest of their lives together! Oh, it's going to be beautiful!

Big picture question (1 minute)

LEADER • You are all too young to be married, but I bet you've made some promises. [*Invite kids to share promises they've made.*] Today's Bible story is about something God promised. Listen closely to see if you can figure out the answer to our big picture question: *What did God promise?*

Giant timeline (2 minutes)

LEADER • Before we begin, let's take a look at our giant timeline. Remember, the Bible contains many smaller stories, but all together it tells one big story—the story of how God created everything and how, when we turned away from Him, He brought us back to Himself by sending His Son, Jesus, to save us from sin.

After sin entered the world, sin spread and affected everything. God told Noah's family to spread out, but they built a city instead. So God confused their language and scattered them. Here is today's story, "God's Covenant with Abraham." Abraham was a descendant of Noah, and God made him a promise.

Tell the Bible story (10 minutes)

Open your Bible to Genesis 12:1-3; 15:1-21; 17:1-9. Tell the Bible story in your own words, or show the Bible story video "God's Covenant with Abraham."

• Giant Timeline or Big Story Circle

- Bibles
- "God's Covenant with Abraham" video
- Big Picture Question Poster
- Bible Story Picture Poster

LEADER • Have any of you ever moved to a new town? Did you have to leave your old friends behind? When God called Abraham, He told Abraham to move away from his family and friends. God didn't even tell Abraham where he was going! Abraham just had to trust God.

God made a promise to Abraham. ***What did God promise? God made a covenant to bless His people.*** A *covenant* is a special promise that one person makes with another. God promised Abraham three things: a large family, land for his family, and blessing.

God confirmed, or strengthened, His covenant with a special ceremony. A smoking fire pot and a flaming torch representing God passed between the divided animals. This showed that God would be responsible for keeping His promise. The promise did not depend on Abraham doing something to hold up his end of the agreement. God would keep His promise no matter what. And God was so serious about His promise, that He changed Abraham's name. He had been called Abram, but *Abraham* means "Father of a great multitude."

God promised to bless all the world through Abraham. He was going to send someone to be born into Abraham's family. Do you know who? Jesus! Through Jesus, all the nations of the earth are blessed.

The Gospel: God's Plan for Me (optional)

Use Scripture and the guide provided with this session to explain to boys and girls how to become a Christian. Assign

individuals to meet with kids who have more questions.

Encourage boys and girls to ask their parents, small group leaders, or other Christian adults any questions they may have about becoming a Christian.

Key passage (4 minutes)

Show the slide or poster of the key passage, Romans 4:3.

Lead the boys and girls to read the verse.

LEADER • *Faith* is being sure of what we hope for. Abraham believed God; he trusted in God's promises. God accepted Abraham because of his faith.

Sing together the key passage song "Abraham."

- Key Passage Poster
- "Abraham" song

Discussion starter video (4 minutes)

LEADER • After God made a covenant with Abraham, Abraham fell asleep. While he slept, God told Abraham what would happen in the future. He said Abraham's family would be slaves in another country for 400 years. But He also promised many blessings. Do you think it would be cool to know the future? Check this out.

- "Unit 2, Session 1" discussion starter video

Show the "Unit 2, Session 1" discussion starter video. Guide kids to discuss some things they think might happen in the future. Encourage them to consider future inventions, ways of living, modes of transportation, and so forth.

LEADER • It is fun to imagine things that might happen in the future, but we do not know for certain whether or not they will happen. When God makes a promise about something, He makes sure it happens. God is in control of all things, and He always keeps His promises. *What did God promise? God made a covenant to bless His people.*

Small Group LEADER

SESSION TITLE: God's Covenant with Abraham

BIBLE PASSAGE: Genesis 12:1-3; 15:1-21; 17:1-9

MAIN POINT: God promised to bless all the world through Abraham.

UNIT KEY PASSAGE: Romans 4:3

BIG PICTURE QUESTION: What did God promise? God made a covenant to bless His people.

- Bibles, 1 per kid
- Main Point Poster
- numbered cube

Tip: Choose team representatives to take steps if your classroom is small.

Bible story review & Bible skills (10 minutes)

Form two or three teams of kids to play a review game. Guide teams to stand against one wall. Teams will take turns answering general Bible questions or specific questions about today's Bible story.

When a team answers correctly, that team's players will take one step forward. If they answer incorrectly, direct them to remain in place or take a step backward.

The team to advance the farthest across the room wins.

1. What did Abraham want that he did not have?
(*a child, an heir; Gen. 15:2-3*)
2. What did God tell Abraham to look at? (*the sky, the stars; Gen. 15:5*)
3. How many chapters are in the Book of Genesis? (*50*)
4. Did Abraham doubt the Lord or believe Him?
(*Abraham believed the Lord, Gen. 15:6*)
5. How did God confirm His covenant? (*a smoking fire pot and a flaming torch representing God passed between divided animals to show that God would be responsible for keeping His promise, Gen. 15:17*)
6. God said Abraham's family would be slaves in another country for how many years? (*400 years, Gen. 15:13*)

7. What does the name Abraham mean? (*“Father of a Multitude,” Gen. 17:5*)
8. What was Abraham’s name before God changed it? (*Abram, Gen. 17:5*)
9. Who wrote the Book of Genesis? (*Moses*)
10. What do we call the first five books of the Bible? (*the Pentateuch or books of the Law*)

Key passage activity (5 minutes)

Write the key passage on a chalkboard or dry erase board. Form two groups: boys and girls. Lead the kids to say the key passage together. Then invite a boy to erase one word. Challenge the girls to say the key passage, supplying the missing word. Then a girl may erase one word. Challenge the boys to say the passage, supplying the missing words.

Continue taking turns to erase words, challenging the other group to say the passage. Invite boys and girls to say the passage together when they have erased all the words.

SAY • Our key passage says that when Abraham believed God, it was credited to him as righteousness. We know that someone is righteous if he never sins (like Jesus), so how could Abraham be righteous? A person is also righteous if God takes away his sin and trades it for Jesus’ righteousness.

Abraham did not know that God was going to send His Son, Jesus, to die on the cross for our sin, but he trusted that God would keep His promise to bless the whole world through him. Abraham did not know how God would do it, but because he had faith, God counted his faith as righteousness.

When we trust in Jesus as Lord and Savior, He takes away our sin and gives us His righteousness.

- Key Passage Poster
- chalkboard or dry erase board
- marker
- eraser

Option: Review the gospel with boys and girls. Explain that kids are welcome to speak with you or another teacher if they have questions.