


THE GOSPEL


GOD'S PLAN for US

The gospel is the good news, the message about Christ, the kingdom of God, and salvation. Use these prompts to share the gospel with your kids.




GOD RULES.

Ask: "Who is in charge at home?" Explain that because God created everything, He is in charge of everything. Read Revelation 4:11.



WE SINNED.

Ask: "Have you ever done something wrong?" Tell kids that everyone sins, or disobeys God. Our sin separates us from God. Read Romans 3:23.



GOD PROVIDED.

Explain that God is holy and must punish sin. God sent His Son, Jesus, to take the punishment we deserve. Read John 3:16.



JESUS GIVES.

Ask: "What is the best gift you've ever received?" Say that Jesus took our punishment for sin by giving His life, and He gives us His righteousness. God sees us as if we lived the perfect life Jesus lived. This is the best gift ever! Read 2 Corinthians 5:21.



WE RESPOND.

Explain that everyone has a choice to make. Ask: "Will you trust Jesus as your Savior and Lord? You can turn from self and sin and turn to Jesus." Read Romans 10:9-10.

Bible Study at a Glance



Leader Bible Study

Familiarize yourself with the content and context of the Bible story and how it relates to God's plan of redemption.

Preparation

Pray for your kids and contact families during the week. Gather and prepare session materials.

Pray for your kids

Send a parent e-mail

Print/download printables

Assemble supplies

Prepare videos

Opening Activities

Activity Page

Small Group Opening

Engage kids and introduce the day's Bible story.

Say what?

Use the suggested "Say" dialogue to easily move between segments.

Large Group Leader

Communicate the day's Bible story and discover God's big story.

Sing

Big Picture Question

Giant Timeline

Key Passage & Bible Skill

Bible Story

Discussion Starter



Suggested times

The times provided allow you to complete the session plan in an hour and fifteen minutes. Lengthen or shorten the session as needed.

4. Why did the people want to build a tall tower?
(*to make a name for themselves, Gen. 11:4*)
5. Besides the tower, what else did the people build?
(*a city, Gen. 11:4-5*)
6. How did God stop the people from building?
(*He confused their language, Gen. 11:7*)
7. Where did the Lord move the people? (*He scattered them over the whole earth, Gen. 11:8*)
8. What was the city called? (*Babel, Babylon; Gen. 11:9*)
9. ***Why did God create the world? God created the world and everything in it for His glory.***

SAY • Before the tower of Babel, everyone had the same language. Today, thousands of languages are spoken on earth. **God created people to give glory to Him alone.** One day, Jesus will gather together all of God’s people—people from every tribe and people who speak all kinds of languages—and they will worship Him.

Option: Review the gospel with boys and girls. Explain that kids are welcome to speak with you or another teacher if they have questions.

Journal and prayer (5 minutes)

Give each kid the journal page. Encourage boys and girls to write a prayer of thanks and recognition to God, giving Him glory. Remind kids that **God created people to give glory to Him alone.** We give God glory when we show or tell about how great He is.

SAY • We often want people to think that we are awesome, but **God created people to give glory to Him alone.** God deserves our worship. He is so good!

As time allows, challenge kids to complete the “Main Point Mix-Up” on the activity page. Kids will unscramble the letters to discover today’s main point: **God created people to give glory to Him alone.**

- pencils
- Journal Page
- “Main Point Mix-Up” activity page, 1 per kid

Tip: Give parents this week’s *Big Picture Cards for Families* to allow families to interact with the biblical content at home.

Unit 2: God the Covenant-Maker

Unit Description:

God entered a covenant relationship with Abraham and all of his descendants to continue His plan of redemption. It is through this family, the nation of Israel, that God would bless the entire world by bringing forth the Messiah, Jesus.

Unit Key Passage:

Romans 4:3

Big Picture Question:

What did God promise? God made a covenant to bless His people.



Unit 2: God the Covenant-Maker

Session 1:

Bible Story:

God's Covenant with Abraham

Bible Passage:

Genesis 12:1-3; 15:1-21; 17:1-9

Main Point:

God promised to bless all the world through Abraham.

Session 2:

Bible Story:

God Tested Abraham

Bible Passage:

Genesis 22:1-19

Main Point:

Abraham trusted God even when he didn't understand God's plan.

Session 3:

Bible Story:

The Promise Reaffirmed

Bible Passage:

Genesis 25:19-26; 26:1-6; 28:10-22

Main Point:

God reminded Abraham's family that He always keeps His promises.

God's Covenant with Abraham

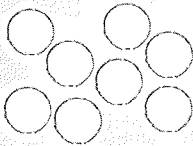
BIBLE PASSAGE: Genesis 12:1-3; 15:1-21; 17:1-9

MAIN POINT: God promised to bless all the world through Abraham.

UNIT KEY PASSAGE: Romans 4:3

BIG PICTURE QUESTION: What did God promise? God made a covenant to bless His people.

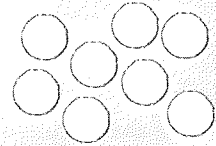
SMALL GROUP OPENING
(10-15 MINUTES)
PAGE 108



LARGE BIBLE STUDY
(25-30 MINUTES)
PAGE 110



SMALL GROUP ACTIVITIES
(25-30 MINUTES)
PAGE 116



Leader BIBLE STUDY

God is a covenant-making God. After the great flood, God made a covenant with Noah and his family and all the living creatures. God promised to never again flood the entire earth. He put a rainbow in the sky to confirm His covenant. (See Gen. 9:8-17.) God's covenant with Noah was unconditional; it did not depend on Noah in any way.

Years passed, and Noah's family grew. His son Shem had a family. Shem's seventh-great grandson was named Abram. (See Gen. 11:10-26.) Abram traveled toward the land of Canaan with his wife, Sarai; his father, Terah; and his nephew, Lot. But they stopped in Haran and settled there.

2. Layer pieces of tissue paper—red on bottom, orange in the middle, and yellow on top.
3. Pinch the sheets of tissue paper in the center, and gently stuff them into the cone.
4. Use glue to secure the tissue paper plumes.
5. Add more tissue paper “flames” until they fill the torch.

SAY • In Bible times, when two people made a covenant, they usually divided an animal and walked between the halves. But after God made His covenant with Abraham, only a smoking fire pot and a flaming torch—which represented God—passed between the divided animals. Abram did not pass between the animals.

This showed that God would be responsible for keeping His promise. God’s covenant with Abraham was unconditional. Abram did not have to keep any promises; he only had to trust God.

Journal and prayer (5 minutes)

Give each kid a pencil and the journal page. Encourage kids to spend a couple of minutes listing blessings—things for which they are thankful. Remind kids that every good gift comes from God. (See James 1:17.)

SAY • **God promised to bless all the world through**

Abraham. God sent Jesus from His home in heaven to be born on earth into Abraham’s family. Through Jesus, all the nations of the earth are blessed.

If time remains, instruct kids to complete the constellation search on the activity page. Kids should color in the four-pointed stars to reveal a special word. (*bless*)

- Journal Page
- pencils
- “Constellation Search” activity page, 1 per kid

Tip: Give parents this week’s *Big Picture Cards for Families* to allow families to interact with the biblical content at home.

God Tested Abraham

BIBLE PASSAGE: Genesis 22:1-19

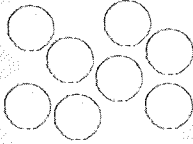
MAIN POINT: Abraham trusted God even when he didn't understand God's plan.

UNIT KEY PASSAGE: Romans 4:3

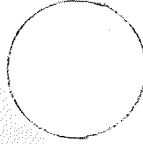
BIG PICTURE QUESTION: What did God promise? God made a covenant to bless His people.

2

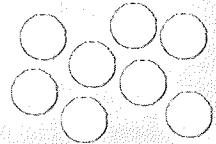
SMALL GROUP OPENING
(10–15 MINUTES)
PAGE 124



LARGE BIBLE STUDY
(25–30 MINUTES)
PAGE 126



SMALL GROUP ACTIVITIES
(25–30 MINUTES)
PAGE 132



Leader BIBLE STUDY

When Abraham was well over 100 years old, he received another message from God. It was a test, actually. God instructed Abraham to take his son Isaac, the son of promise, and sacrifice him on a mountain God would tell him about. Abraham had waited so many years for this child!

But Abraham obeyed. He got up early the next day and left for his trip. Not waiting around to see if God would change His mind, he saddled the donkey, took the wood, two servants, and his son, and left on the journey as God commanded.

As Isaac walked with his father, he noticed something was missing. They had the wood and the fire, but “Where is the lamb?” Isaac asked. Abraham answered that God Himself would provide. And God did indeed.

By this point, Abraham had supreme faith that God was able to do anything. Hebrews 11:17-19 gives us a peek inside Abraham’s mind: “He considered God to be able even to raise someone from the dead.”

God provided a ram for the burnt offering in place of Isaac, who was spared. After what we might imagine was quite a worship service, Abraham and Isaac returned home.

In the New Testament, God brings through John the Baptist the final answer to Isaac’s inquiry, “Where is the lamb?” “Here is the Lamb of God who takes away the sin of the world!” (John 1:29). God provided a ram for Abraham, but for all of humanity He has provided His Son, Jesus Christ, the ultimate sacrifice for sin.



MINISTRY GRID
training made simple

Additional resources for each session are available at gospelproject.com. For free training and session-by-session help, visit www.ministrygrid.com/web/thegospelproject.

promise? God made a covenant to bless His people.

God promised that Abraham would have a large family, but how could that happen if God took his son? [See Heb. 11:17-19.] God saw that Abraham trusted Him, and the angel told Abraham not to hurt Isaac. God provided a ram to sacrifice instead. Give a Bible to two kids. Instruct one kid to find and read Genesis 22:12. Then lead the other to read John 3:16.

LEADER • Abraham showed his love for God by being willing to sacrifice his son Isaac. This is how God showed His love for us: He sent His Son, Jesus, to die on the cross so that we could have eternal life through Him.

The Gospel: God's Plan for Me (optional)

Use Scripture and the guide provided with this session to explain to boys and girls how to become a Christian. Assign individuals to meet with kids who have more questions.

Encourage boys and girls to ask their parents, small group leaders, or other Christian adults any questions they may have about becoming a Christian.

Big picture question (1 minute)

Call on random boys and girls to answer the big picture question. If a kid struggles to answer, allow him to read the answer from the big picture question poster.

LEADER • *What did God promise? God made a covenant to bless His people.* God said that through Abraham's family, all the nations of the earth would be blessed. God blesses all the nations of the earth through His Son, Jesus, who was born into Abraham's family.

• Big Picture Question
Poster

Key passage (4 minutes)

LEADER • Trusting God during hard times can be difficult, but even when God asked Abraham to give up his son Isaac, Abraham trusted God. That's what our key passage is about. Let's read it together.

- Key Passage Poster
- "Abraham" song

Lead kids to read Romans 4:3 from the key passage poster.

LEADER • Someone is righteous if he never sins (like Jesus), so how could Abraham be righteous? A person is also righteous if God takes away his sin and trades it for Jesus' righteousness.

Abraham did not know that God was going to send His Son, Jesus, to die on the cross for our sin, but he trusted that God would keep His promise to bless the whole world through him. Abraham did not know how God would do it, but because he had faith, God counted his sin as righteousness.

When we trust in Jesus as Lord and Savior, He takes away our sin and gives us His righteousness.

Play the key passage song and invite kids to sing along.

Discussion starter video (4 minutes)

Show the "Unit 2, Session 2" discussion starter video. Lead kids to talk about a time they had to trust someone else.

- "Unit 2, Session 2" discussion starter video

1. Was it difficult to trust another person?
2. Are some people easier to trust than others? Why or why not?
3. How do we know that we can trust God?

LEADER • We can trust God because we know He is good. The Bible tells us about Him, and it shows us that He has always been faithful to His people. God has never broken His promises. He has never done anything wrong. God never changes; He will always

Small Group LEADER

SESSION TITLE: God Tested Abraham

BIBLE PASSAGE: Genesis 22:1-19

MAIN POINT: Abraham trusted God even when he didn't understand God's plan.

UNIT KEY PASSAGE: Romans 4:3

BIG PICTURE QUESTION: What did God promise? God made a covenant to bless His people.

Key passage activity (5 minutes)

- Key Passage Poster
- chalkboards or dry erase boards, 2
- chalk or markers

Form two teams and instruct them to line up single file at one side of the room. At the other side of the room, position a chalkboard across from each team. Write the first word of the key passage on each chalkboard.

Give the first player on each team a piece of chalk. When you say go, she should run to the chalkboard and write the next word of the key passage. She will return the chalk to the next player who will write the next word.

Each player may either write the next word or, if the previous player made a mistake, he may erase the previous word and write the correct word. The first team to correctly write the key passage wins.

SAY • Can anyone tell me what it means to be righteous? (*to be perfect, without sin*) How can a sinner become righteous? (*When a sinner trusts in Jesus, God takes away her sin and trades it for Jesus' righteousness.*)

Option: Review the gospel with boys and girls. Explain that kids are welcome to speak with you or another teacher if they have questions.

Bible story review & Bible skills (10 minutes)

- Bibles, 1 per kid
- Main Point Poster

Lead kids to act out the Bible story. Copy the following script for volunteers to read as they act out the roles of Abraham, Isaac, two servants, the Angel of the Lord, and the ram. Remaining kids can follow along in their Bibles.

NARRATOR: One day, God tested Abraham. God wanted to make sure that Abraham loved God most of all. God said, “Take your son Isaac to the mountain and give him to Me as a sacrifice.”

Abraham got up early the next day and left with Isaac, two servants, and a donkey carrying supplies. They walked for three days before they got to the mountain where God wanted Abraham to make the sacrifice. Abraham and Isaac went up the mountain with the supplies for the sacrifice.

ISAAC: My father, where is the lamb for the offering?

ABRAHAM: God Himself will provide the lamb.

NARRATOR: When they got to the place, Abraham built an altar. Just as Abraham was about to sacrifice Isaac, the Angel of the Lord called out.

ANGEL OF THE LORD: Abraham, Abraham!

NARRATOR: Abraham stopped.

ANGEL OF THE LORD: Do not lay a hand on the boy or do anything to him. For now I know that you fear God, since you have not withheld your only son from Me.

NARRATOR: Abraham looked up and saw a ram trapped by its horns in the bushes. He offered the ram to God instead of sacrificing Isaac.

If time allows, choose new volunteers to play the roles. Encourage kids in the audience to gasp or cheer, providing sound effects where appropriate.

SAY • Abraham trusted God even when he didn’t understand God’s plan. Abraham was willing to do anything for God because he feared God. He