


# THE GOSPEL


## GOD'S PLAN for US

The gospel is the good news, the message about Christ, the kingdom of God, and salvation. Use these prompts to share the gospel with your kids.




### **GOD RULES.**

Ask: "Who is in charge at home?" Explain that because God created everything, He is in charge of everything. Read Revelation 4:11.




### **WE SINNED.**

Ask: "Have you ever done something wrong?" Tell kids that everyone sins, or disobeys God. Our sin separates us from God. Read Romans 3:23.




### **GOD PROVIDED.**

Explain that God is holy and must punish sin. God sent His Son, Jesus, to take the punishment we deserve. Read John 3:16.



### **JESUS GIVES.**

Ask: "What is the best gift you've ever received?" Say that Jesus took our punishment for sin by giving His life, and He gives us His righteousness. God sees us as if we lived the perfect life Jesus lived. This is the best gift ever! Read 2 Corinthians 5:21.



### **WE RESPOND.**

Explain that everyone has a choice to make. Ask: "Will you trust Jesus as your Savior and Lord? You can turn from self and sin and turn to Jesus." Read Romans 10:9-10.

# Bible Study at a Glance



## Leader Bible Study

Familiarize yourself with the content and context of the Bible story and how it relates to God's plan of redemption.

## Preparation

Pray for your kids and contact families during the week. Gather and prepare session materials.

Pray for your kids

Send a parent e-mail

Print/download printables

Assemble supplies

Prepare videos

Opening Activities

Activity Page

## Small Group Opening

Engage kids and introduce the day's Bible story.

**Say what?**

Use the suggested "Say" dialogue to easily move between segments.

## Large Group Leader

Communicate the day's Bible story and discover God's big story.

Sing

Big Picture Question

Giant Timeline

Key Passage & Bible Skill

Bible Story

Discussion Starter



**Suggested times**

The times provided allow you to complete the session plan in an hour and fifteen minutes. Lengthen or shorten the session as needed.

4. Why did the people want to build a tall tower?  
(*to make a name for themselves, Gen. 11:4*)
5. Besides the tower, what else did the people build?  
(*a city, Gen. 11:4-5*)
6. How did God stop the people from building?  
(*He confused their language, Gen. 11:7*)
7. Where did the Lord move the people? (*He scattered them over the whole earth, Gen. 11:8*)
8. What was the city called? (*Babel, Babylon; Gen. 11:9*)
9. **Why did God create the world? God created the world and everything in it for His glory.**

**SAY** • Before the tower of Babel, everyone had the same language. Today, thousands of languages are spoken on earth. **God created people to give glory to Him alone.** One day, Jesus will gather together all of God's people—people from every tribe and people who speak all kinds of languages—and they will worship Him.

Option: Review the gospel with boys and girls. Explain that kids are welcome to speak with you or another teacher if they have questions.

### Journal and prayer (5 minutes)

Give each kid the journal page. Encourage boys and girls to write a prayer of thanks and recognition to God, giving Him glory. Remind kids that **God created people to give glory to Him alone.** We give God glory when we show or tell about how great He is.

**SAY** • We often want people to think that we are awesome, but **God created people to give glory to Him alone.** God deserves our worship. He is so good!

As time allows, challenge kids to complete the “Main Point Mix-Up” on the activity page. Kids will unscramble the letters to discover today’s main point: **God created people to give glory to Him alone.**

- pencils
- Journal Page
- “Main Point Mix-Up” activity page, 1 per kid

Tip: Give parents this week’s *Big Picture Cards for Families* to allow families to interact with the biblical content at home.

## Unit 2: God the Covenant-Maker

### Unit Description:

God entered a covenant relationship with Abraham and all of his descendants to continue His plan of redemption. It is through this family, the nation of Israel, that God would bless the entire world by bringing forth the Messiah, Jesus.

### Unit Key Passage:

Romans 4:3

### Big Picture Question:

What did God promise? God made a covenant to bless His people.



# Unit 2: God the Covenant-Maker

## Session 1:

**Bible Story:**

God's Covenant with Abraham

**Bible Passage:**

*Genesis 12:1-3; 15:1-21; 17:1-9*

**Main Point:**

God promised to bless all the world through Abraham.

## Session 2:

**Bible Story:**

God Tested Abraham

**Bible Passage:**

*Genesis 22:1-19*

**Main Point:**

Abraham trusted God even when he didn't understand God's plan.

## Session 3:

**Bible Story:**

The Promise Reaffirmed

**Bible Passage:**

*Genesis 25:19-26; 26:1-6; 28:10-22*

**Main Point:**

God reminded Abraham's family that He always keeps His promises.

## God's Covenant with Abraham

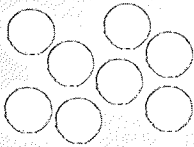
**BIBLE PASSAGE:** Genesis 12:1-3; 15:1-21; 17:1-9

**MAIN POINT:** God promised to bless all the world through Abraham.

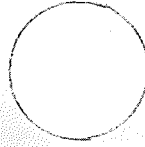
**UNIT KEY PASSAGE:** Romans 4:3

**BIG PICTURE QUESTION:** What did God promise? God made a covenant to bless His people.

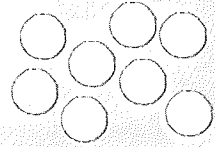
**SMALL GROUP OPENING**  
(10–15 MINUTES)  
PAGE 108



**LARGE BIBLE STUDY**  
(25–30 MINUTES)  
PAGE 110



**SMALL GROUP ACTIVITIES**  
(25–30 MINUTES)  
PAGE 116



### Leader BIBLE STUDY

God is a covenant-making God. After the great flood, God made a covenant with Noah and his family and all the living creatures. God promised to never again flood the entire earth. He put a rainbow in the sky to confirm His covenant. (See Gen. 9:8-17.) God's covenant with Noah was unconditional; it did not depend on Noah in any way.

Years passed, and Noah's family grew. His son Shem had a family. Shem's seventh-great grandson was named Abram. (See Gen. 11:10-26.) Abram traveled toward the land of Canaan with his wife, Sarai; his father, Terah; and his nephew, Lot. But they stopped in Haran and settled there.

use stickers or silver markers to fill the sky with stars.

As kids work, talk about God's promise to Abraham. What did God say about the stars in the sky and the sand on the seashore?

**SAY** • God spared Isaac, and He kept His promise to Abraham to make his offspring as numerous as the stars in the sky and the sand on the seashore.

Through Isaac, Abraham's family grew, and eventually God's Son, Jesus, was born into Abraham's family. Through Him, all the nations of the earth are blessed.

### Journal and prayer (5 minutes)

Give each kid the journal page and a pencil. Remind kids that **Abraham trusted God even when he didn't understand God's plan**. Prompt kids to write about a situation they currently face or a question they have about the future.

Encourage them to pray about those things this week and ask God to help them trust Him and His plan.

As time allows, lead kids to complete "God Provided" on the activity page. Kids should color in the shapes according to the key to reveal the hidden picture.

**SAY** • What did God provide as a sacrifice for Isaac? (*a ram*)

Whom did God provide as a sacrifice for us? (*His Son, Jesus*)

- Journal Page
- markers or colored pencils
- "God Provided" activity page, 1 per kid

Tip: Give parents this week's *Big Picture Cards for Families* to allow families to interact with the biblical content at home.

## The Promise Reaffirmed

**BIBLE PASSAGE:** Genesis 25:19-26; 26:1-6; 28:10-22

**MAIN POINT:** God reminded Abraham's family that He always keeps His promises.

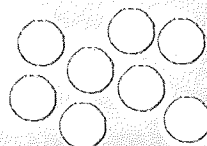
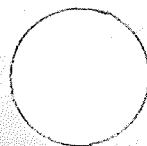
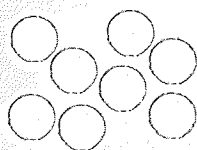
**UNIT KEY PASSAGE:** Romans 4:3

**BIG PICTURE QUESTION:** What did God promise? God made a covenant to bless His people.

**SMALL GROUP OPENING**  
(10-15 MINUTES)  
PAGE 140

**LARGE BIBLE STUDY**  
(25-30 MINUTES)  
PAGE 142

**SMALL GROUP ACTIVITIES**  
(25-30 MINUTES)  
PAGE 148



### Leader BIBLE STUDY

In His covenant with Abraham, God promised land, descendants, and a blessing to all the nations of the earth. (Gen. 22:17-18) God reaffirmed the promise to Abraham's son Isaac and to his grandson Jacob. (Gen. 26:3-4; 28:13-14)

God had a plan for Abraham and his family all along. When Isaac's wife, Rebekah, became pregnant with twins, the babies struggled with each other inside her. God explained their future. The older son (Esau) would serve the younger (Jacob). Their families would separate and become two nations, one stronger than the other.



These things came true. Esau and Jacob did not get along. Jacob tricked his father and brother to steal the blessing that usually went to the oldest son. To escape his brother's anger, Jacob fled to his uncle's house.

On the way, God spoke to Jacob in a dream. Jacob saw a stairway to heaven, and he saw God there. God repeated the promise to Jacob. He promised to be with Jacob.

Jacob would become the father of a nation. He would have twelve sons, and they would be the leaders of the 12 tribes of Israel. Through the nation of Israel, God would keep His promise to Abraham, Isaac, and Jacob by sending His Son, Jesus, to be the Savior of the world.

Remind the children of the tower of Babel. People tried (and failed) to build a tall tower with its top in the heavens. Explain that, like the stairway in Jacob's dream, Jesus bridges the gap between heaven and earth. (See John 1:51.) God the Son came down to earth as a baby, as Immanuel, "God with us." Jesus came into the world to save sinners. Sin separates people from God, but when people turn from their sin and trust in Jesus, Jesus brings them into God's family.



**MINISTRY GRID**  
training made simple

Additional resources for each session are available at [gospelproject.com](http://gospelproject.com). For free training and session-by-session help, visit [www.ministrygrid.com/web/thegospelproject](http://www.ministrygrid.com/web/thegospelproject).

# Small Group OPENING

**BIBLE PASSAGE:** Genesis 25:19-26; 26:1-6; 28:10-22

**MAIN POINT:** God reminded Abraham's family that He always keeps His promises.

**UNIT KEY PASSAGE:** Romans 4:3

**BIG PICTURE QUESTION:** What did God promise? God made a covenant to bless His people.

---

## Welcome time

Greet each kid as he or she arrives. Use this time to collect the offering, fill out attendance sheets, and help new kids connect to your group.

Prompt kids to share stories of dreams they remember. Explain that in today's Bible story, a man named Jacob had a dream, and the dream was a message from God.

## Activity page (5 minutes)

- "A Great Promise" activity page, 1 per kid
- pencils
- Bibles

Give each kid an activity page and a Bible. Help them find the Genesis verses in the Bible to discover the names of three people to whom God gave His promise. (*Abraham, Isaac, and Jacob*) Kids should fill in the letters of the names.

Show kids how to use the code to fill in the message.

1. The first code is 3-4. Direct them to the third name (*Jacob*) and the fourth letter (*O*).
2. Instruct them to write the letter *O* in the blank.
3. Continue with the remaining blanks, and then read the message aloud. (*God always keeps His promises.*)

**SAY** • Are you good at keeping promises? You might sometimes break a promise, but God always keeps His promises! Today's Bible story is about a promise God made to Abraham and his whole family.

## Session starter (10 minutes)

### OPTION 1: Tongue twister

Write the following tongue twister on a large piece of paper. Challenge kids to take turns reading it aloud. Who can say it the fastest? Who can say it without making a mistake?

“God gives good gifts.

God’s gifts are great.

God-given gifts are good and great.”

**SAY** • Sometimes the best way to learn or remember something is to repeat it over and over. That’s how God reminded Abraham’s family of His promise.

### OPTION 2: Ladder drill

Before small group, position on the floor two parallel 15-foot lengths of tape about 20 inches apart. Tape 20-inch strips of tape vertically between the rows every 18 inches to form a ladder.

Invite kids to perform simple ladder drills to test their agility. Kids should form a single-file line and take turns.

- **One Step:** Take one step in each box.
- **Two Steps (Left):** Take two steps in each box, leading with the left foot.
- **Two Steps (Right):** Take two steps in each box, leading with the right foot.
- **Bunny Hop:** Hop into each box, two feet at the same time.

**SAY** • In today’s Bible story, Jacob had a dream. He saw a ladder stretching between heaven and earth.

## Transition to large group

LOW PREP

- large piece of paper
- marker

- masking tape or painter’s tape

# Large Group LEADER

**SESSION TITLE:** The Promise Reaffirmed

**BIBLE PASSAGE:** Genesis 25:19-26; 26:1-6; 28:10-22

**MAIN POINT:** God reminded Abraham's family that He always keeps His promises.

**UNIT KEY PASSAGE:** Romans 4:3

**BIG PICTURE QUESTION:** What did God promise? God made a covenant to bless His people.

---

## Countdown

- countdown video

Show the countdown video as your kids arrive, and set it to end as large group time begins.

## Introduce the session (2 minutes)

- leader attire
- index cards

*[Large Group Leader enters wearing semi-formal attire. Leader shuffles index cards in his or her hands while pacing back and forth and reciting lines to self.]*

**LEADER** • Finally, I would like to thank you all for coming. ... No, that isn't right. Thank you all for coming! ... or, Thanks for coming, everybody! *[Put down cards and turn to address the kids.]*

Oh, I am so nervous! I am giving a big speech after the wedding ceremony and I want to get it just right. I just can't seem to remember what I wrote. I need to say it to myself a few more times so I don't forget it. I can do that later, though.

## Big picture question (1 minute)

**LEADER** • Speaking of forgetting, I hope none of you have forgotten our big picture question and answer. I'm going to ask the question, and if you know the answer, shout it out. ***What did God promise?***

[Pause.] **God made a covenant to bless His people.**  
Wonderful! Let's jump right into today's Bible story.

### **Giant timeline (3 minutes)**

Point out "God's Covenant with Abraham" on the giant timeline. Remind kids that God had called Abraham to leave his home and go to a place God would tell him about. God made a covenant with Abraham, and **God promised to bless all the world through Abraham.**

Then point to "God Tested Abraham." Explain that God tested Abraham by telling him to sacrifice his son Isaac.

**Abraham trusted God even when he didn't understand God's plan.** Then God provided a ram instead.

**LEADER** • Today's Bible story is called "The Promise Reaffirmed." God's promise to Abraham wasn't only for Abraham. It was a promise for all of Abraham's future offspring, too. So God told the promise to Abraham's son Isaac and grandson Jacob.

• Giant Timeline

### **Tell the Bible story (10 minutes)**

Open your Bible to Genesis 25–28 and tell the Bible story in your own words, or show the Bible story video "The Promise Reaffirmed."

Read the following details from the Bible story. Challenge kids to identify the person who fits the description. If Abraham, kids should stomp their feet. If Isaac, kids should clap. If Jacob, kids should cheer.

1. He was Isaac's father. (*Abraham, stomp your feet*)
2. He was Jacob's grandfather. (*Abraham*)
3. His sons were twins. (*Isaac, clap your hands*)
4. His wife's name was Rebekah. (*Isaac*)

- Bibles
- "The Promise Reaffirmed" video
- Big Picture Question Poster
- Bible Story Picture Poster

5. He prayed and asked God for a child. (*Abraham and Isaac, clap and stomp*)
6. He was born holding his brother's heel. (*Jacob, cheer*)
7. He tricked his father and stole his brother's blessing. (*Jacob*)
8. He dreamed of a stairway coming down from heaven. (*Jacob*)
9. God made a promise to him. (*Abraham, Isaac, and Jacob; clap, stomp, and cheer*)

**LEADER** • God reaffirmed His promise with Abraham's son Isaac and his grandson Jacob. *Reaffirmed* means that God repeated the promise. He told them the promise again so they would know it was true.

***What did God promise? God made a covenant to bless His people.*** God's covenant with Abraham was also for Abraham's future offspring. God repeated His promise to Abraham's family, and **God reminded Abraham's family that He always keeps His promises.**

God planned for His Son, Jesus, to be born into Jacob's family. Jesus was how God would keep His promise to bless all the world through Abraham.

Do you remember the tower of Babel? People tried (and failed) to build a tall tower with its top in the heavens. Like the stairway in Jacob's dream, Jesus bridges the gap between heaven and earth. [*See John 1:51.*] God the Son came down to earth as a baby, as *Immanuel*, "God with us." Jesus came into the world to save sinners. Jesus fulfilled God's plan to provide salvation for all of God's people.

## **The Gospel: God’s Plan for Me (optional)**

Use Scripture and the guide provided with this session to explain to boys and girls how to become a Christian. Assign individuals to meet with kids who have more questions.

Encourage boys and girls to ask their parents, small group leaders, or other Christian adults any questions they may have about becoming a Christian.

### **Discussion starter video (4 minutes)**

**LEADER** • *What did God promise? God made a covenant to bless His people.* God’s promise was not just to Abraham; it was to his future offspring too. God’s promise was for a lot of people—Abraham’s children, grandchildren, great-grandchildren, and so on.

Check out this video.

Show the “Unit 2, Session 3” discussion starter video. Lead kids to discuss what happened.

**LEADER** • Did Brian and Mia have a right to invite others?

No, Aiden only invited them to come and eat cake.

Invitations are usually just for a few people, but when God made a covenant to bless His people, He gave the promise not just to Abraham, but to all of his future offspring! That includes you and me. We are blessed because of Jesus, who was born into Abraham’s family as God promised.

Who could you tell about God’s promise? Who could you invite to come to church with you?

• “Unit 2, Session 3”  
discussion starter  
video

### **Key passage (4 minutes)**

Show the key passage poster. Lead the boys and girls to read together Romans 4:3.

**LEADER** • Abraham believed God. He trusted God to keep

• Key Passage Poster  
• “Abraham” song

His promises. In today's Bible story, **God reminded Abraham's family that He always keeps His promises.**

Point to kids on the right side of the room and lead them to shout the key passage together. Then lead kids on the left side of the room to shout the key passage.

Point between the two sides, allowing each group to say a few words at a time. Then lead the kids to sing the key passage song together.

### **Sing (4 minutes)**

• "Always Faithful"  
song

**LEADER** • Abraham believed God, and we can believe Him, too, because He is always faithful. When God makes a promise, He keeps His promise. Let's sing! Sing together "Always Faithful."

### **Prayer (2 minutes)**

Invite kids to pray before dismissing to small groups.

**LEADER** • Lord, You reaffirmed your promise with Abraham to his son Isaac and grandson Jacob. You promised Jacob that You would always be with him. Father, we know we are never alone because You are always with us too. Thank You for Your presence. Go with us this week and help us to remember that You always keep Your promises. We love You. Amen.

### **Dismiss to small groups**



## The Gospel: God's Plan for Me

Ask kids if they have ever heard the word *gospel*. Clarify that the word *gospel* means "good news." It is the message about Christ, the kingdom of God, and salvation. Use the following guide to share the gospel with kids.



**God rules.** Explain to kids that the Bible tells us God created everything, and He is in charge of everything. Invite a volunteer to read Genesis 1:1 from the Bible. Read Revelation 4:11 or Colossians 1:16-17 aloud and explain what these verses mean.



**We sinned.** Tell kids that since the time of Adam and Eve, everyone has chosen to disobey God. (Romans 3:23) The Bible calls this sin. Because God is holy, God cannot be around sin. Sin separates us from God and deserves God's punishment of death. (Romans 6:23)



**God provided.** Choose a child to read John 3:16 aloud. Say that God sent His Son, Jesus, the perfect solution to our sin problem, to rescue us from the punishment we deserve. It's something we, as sinners, could never earn on our own. Jesus alone saves us. Read and explain Ephesians 2:8-9.



**Jesus gives.** Share with kids that Jesus lived a perfect life, died on the cross for our sins, and rose again. Because Jesus gave up His life for us, we can be welcomed into God's family for eternity. This is the best gift ever! Read Romans 5:8; 2 Corinthians 5:21; or 1 Peter 3:19.



**We respond.** Tell kids that they can respond to Jesus. Read Romans 10:9-10,13. Review these aspects of our response: Believe in your heart that Jesus alone saves you through what He's already done on the cross. Repent, turning from self and sin to Jesus. Tell God and others that your faith is in Jesus.

Offer to talk with any child who is interested in responding to Jesus.

# Small Group LEADER

**SESSION TITLE:** The Promise Reaffirmed

**BIBLE PASSAGE:** Genesis 25:19-26; 26:1-6; 28:10-22

**MAIN POINT:** God reminded Abraham's family that He always keeps His promises.

**UNIT KEY PASSAGE:** Romans 4:3

**BIG PICTURE QUESTION:** What did God promise? God made a covenant to bless His people.

---

## Key passage activity (5 minutes)

- Key Passage Poster
- index cards
- marker
- timer

Write the words of the key passage on separate index cards, one to three words per card. Mix up the cards and challenge kids to put them in the correct order. If your group is large, make several sets.

Allow kids to take turns racing the timer. Who can put the cards in order the fastest? Challenge kids to play again, working to beat their best time. Then lead everyone to say the key passage aloud together from the key passage poster.

**SAY** • Nice work, everyone! Romans 4:3 tells us about Abraham's faith in God.

God saw Abraham's faith, and He counted it as righteousness. Notice that God did not accept Abraham because Abraham was a good man. God accepted Abraham because he believed, or had faith. Abraham did not know how God would do it, but he believed God would keep His promise to give Abraham a big family and land for his family, and God would bless the world through him.

God kept His promise by sending Jesus into the world through Abraham's family. When we trust in Jesus as Lord and Savior, He takes away our sin and gives us His righteousness too.

Option: Review the gospel with boys and girls. Explain that kids are welcome to speak with you or another teacher if they have questions.

## Bible story review & Bible skills (10 minutes)

Instruct kids to sit in a circle. Give one kid a rubber or foam ball. Guide kids to gently toss the ball around the circle. Kids may pass the ball to anyone in the circle. Encourage everyone to be alert and ready to catch the ball.

Randomly call out “Stop!” The kid holding the ball should stand and lift the ball above his head. Everyone else should lay on the floor (or sit with eyes closed) and pretend to sleep. The kid holding the ball will answer a review question. Then guide all the players to “wake up” and play again. Allow about 30 seconds between questions.

1. What was the name of Jacob’s twin brother? (*Esau, Gen. 25:25*)
2. Which brother did God plan to bless? (*the younger brother, Jacob; Gen. 25:23*)
3. Who was Abraham’s promised son? (*Isaac, Gen. 26:1-3*)
4. What did Jacob use as a pillow? (*a stone, Gen. 28:11*)
5. What did Jacob see in his dream? (*a stairway reaching to heaven, Gen. 28:12*)
6. What did Jacob pour on the stone? (*oil, Gen. 28:18*)
7. What did Jacob name the place where he dreamed? (*Bethel, Gen. 28:19*)
8. **What did God promise? God made a covenant to bless His people.**

**SAY** • Jacob laid down to sleep, and he used a stone as a pillow. God spoke to Jacob in a dream and reaffirmed the promise He made to Abraham and Isaac. **God reminded Abraham’s family that He always keeps His promises.**

- Bibles, 1 per kid
- Main Point Poster
- rubber or foam ball



- red paper
- green paper

## Activity choice (10 minutes)

### OPTION 1: Wait for it

Play a variation of “red light, green light.” Guide kids to stand at one side of the room. Hold up the green paper to indicate “go” and the red paper to indicate “stop.”

When kids stop, pause for several seconds before saying “go.” Kids who go too soon are out.

Increase the waiting interval. Kids might get anxious, but encourage them to wait for your signal! Play several rounds as time allows.

**SAY** • God promised Abraham a large family, land, and blessing. He promised to bless the whole world through Abraham’s family. Abraham waited and believed God would keep His promise, but Abraham did not see all of these things before he died.

**God reminded Abraham’s family that He always keeps His promises.** God kept His promise to bless the whole world many years later when He sent His Son, Jesus, to be born into the world as part of Abraham’s family.

### OPTION 2: Blessing books

Invite kids to make coupon books to bless others—parents, siblings, friends, teachers, and so forth.

- index cards
- heavyweight decorative paper
- scissors
- stapler
- markers
- Bible

1. Provide five or more index cards for each kid.
2. Cut heavyweight paper to fit around the cards as a cover. Staple the cover to the cards at the fold.
3. Encourage kids to write on their index cards things they could do to bless someone else. (Examples: *Breakfast, Favorite Snack, Help with Laundry, Help with Homework, Help with Chores, Free Car Wash*, and so forth.)

4. Allow kids to use markers to decorate their blessing books. As kids work, read Genesis 12:1-3 to remind kids of God's promise to Abraham.

**SAY** • God promised to bless the whole world through Abraham's family. **God reminded Abraham's family that He always keeps His promises.** Jesus was born into Abraham's family. Through His sacrifice on the cross, people are blessed with salvation from sin.

When you give someone this coupon book, be sure to keep the promises you made. Point out the verse you wrote on the back and tell them how they can be blessed the most by trusting in Jesus!

### Journal and prayer (5 minutes)

Give each kid the journal page and a pencil. Point out that after God made a promise with Abraham, He gave the promise to Isaac and Jacob, too. Jacob saw God in his dream, and God said, "I am with you and will watch over you wherever you go."

**SAY** • God is the God of Abraham, Isaac, and Jacob. Do you know if any other members of your family are believers? Are your parents or grandparents? List their names or draw their pictures on the journal page.

Lead kids to pray for their family members, thanking God for blessing their families through Jesus. Pray that everyone in their families would trust in Jesus as Lord and Savior.

As time allows, lead kids to complete "Jacob's Poem" on the activity page. Kids should use the words from the word bank to fill in the blanks and review the Bible story. (Answers, in order: *promise, prayed, covenant, family, Isaac, Esau, stone, God*)

- Journal Page
- pencils
- "Jacob's Poem" activity page, 1 per kid

Tip: Give parents this week's *Big Picture Cards for Families* to allow families to interact with the biblical content at home.