

people from sin. Moses and Jesus both obeyed God's commands in order to carry out His plan of salvation. Moses delivered God's people from physical captivity; Jesus delivered God's people from captivity to sin.

Journal and prayer (5 minutes)

Distribute pencils and journal pages.

SAY • Moses may have seemed like the hero of today's Bible story, but Moses wasn't the biggest hero. He was an ordinary man who made some big mistakes.

God is the true and better Hero. He sent His Son, Jesus, to rescue us from captivity to sin.

God saves people from all over the world, and He uses His people to carry out His plan of salvation.

Do you remember another person from today's Bible story whom God used to rescue Moses? (*Miriam*)

She too was part of God's plan to rescue His people.

Tell kids that as God's household, we too are part of God's plan of salvation. (See Heb. 3:5-6.)

Invite kids to write on their journal pages about a time they did something great such as earning a good grade or scoring a goal in a big game. Prompt them to write a one- or two-sentence prayer, giving God glory for their accomplishments. Point out that, like God used Moses to rescue His people, God can use us as part of His plan.

As time allows, lead kids to complete "Truth Translation" on the activity page. The kids will fill in the letter for each symbol to decipher the Bible story main point from the hieroglyphics. (Main point: **God rescued Moses to deliver His people from captivity.**)

- pencils
- Journal Page
- "Truth Translation" activity page, 1 per kid

Tip: Give parents this week's *Big Picture Cards for Families* to allow families to interact with the biblical content at home.

The Plagues, the Passover, and the Crossing of the Red Sea

BIBLE PASSAGE: Exodus 5–14

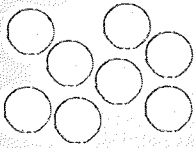
MAIN POINT: God proved to the Egyptians that He is the one true God.

KEY PASSAGE: Hebrews 3:5-6

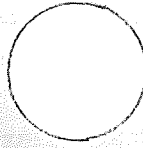
BIG PICTURE QUESTION: What is God's plan? God's plan is to rescue His people from captivity.

2

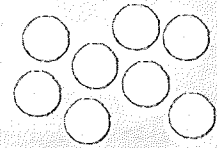
SMALL GROUP OPENING
(10–15 MINUTES)
PAGE 26



LARGE GROUP BIBLE STUDY
(25–30 MINUTES)
PAGE 28



SMALL GROUP ACTIVITIES
(25–30 MINUTES)
PAGE 34



Leader BIBLE STUDY

God had a plan to rescue the people of Israel from slavery in Egypt. He chose and called Moses for the task and allowed Moses' brother, Aaron, to help him.

Moses and Aaron faced a huge obstacle to leading the Israelites out of Egypt, and his name was Pharaoh. Pharaoh did not recognize the Lord's authority: "Who is Yahweh that I should obey Him by letting Israel go?" (Ex. 5:2) Pharaoh hardened his heart against the Lord, but all of this fit into God's plan to reveal to Pharaoh—and all of Egypt—who He is.

First, God sent a series of plagues that wrecked Egypt. The plagues were acts of judgment designed to show the Egyptians who God is—and the Egyptians learned their lesson. Read Exodus 8:19; 9:20,27; and 10:7.

The tenth plague was the most severe and had the greatest impact on the Egyptian people. God told Moses that around midnight, every firstborn male in Egypt would die. But God gave specific instructions to the Israelites. They were to slaughter a lamb or goat and put its blood on their doorposts. The blood on the doorpost would be a distinguishing mark. When God saw the blood, He “passed over” the house.

The Israelite people were sinful, and they deserved death just as much as the Egyptians did. But God graciously provided a way out. By marking their doorposts with the blood of a lamb, they were spared from the judgment and death they deserved. The lamb was killed instead. The heart of the gospel is found in the story of the Passover: Jesus never sinned, but He was crucified for our sins. We deserve death, but He died instead.

As you teach kids this week, highlight the Passover and help them look ahead to the true spotless lamb—Jesus, “the Lamb of God, who takes away the sin of the world” (John 1:29).



MINISTRY GRID
training made simple

Additional resources for each session are available at gospelproject.com. For free training and session-by-session help, visit www.ministrygrid.com/web/thegospelproject.

The BIBLE STORY

The Plagues, the Passover, and the Crossing of the Red Sea

Exodus 5–14

The Israelites were slaves in Egypt. They had cried out to God, and **God planned to use Moses to rescue them from slavery.** So **Moses and his brother Aaron went to Pharaoh.** “**This is what Yahweh, the God of Israel, says,**” they said. “**Let My people go.**”

But **Pharaoh responded,** “Who is this Yahweh? Why should I obey Him? **Israel may not go!**”

So God sent a set of plagues to punish the Egyptians.

First, **God turned the water in the Nile River into blood.** But Pharaoh would not let the people go. Second, **God sent frogs into Egypt.** Pharaoh said, “Ask your God to take away the frogs. Then I will let the people go.” But when God removed the frogs, **Pharaoh refused to let the people go.** Third, **God sent gnats into Egypt.** They bit the people and animals. **But Pharaoh would not let the people go.** Fourth, **God sent flies into Egypt.** Flies were everywhere! “Go,” **Pharaoh** said. Then he changed his mind. **He did not let the people go.**

Fifth, **God caused all the livestock to die.** Pharaoh still did not let the people go. Sixth, **God sent boils** that covered the people in Egypt. **But Pharaoh’s heart was hard.** Seventh, **God sent a terrible hailstorm to Egypt.** “Go,” Pharaoh said. But when the hail stopped, Pharaoh would not let the people go. Eighth, **God sent locusts to eat the plants.** “Go,” **Pharaoh** said. **But when the locusts left, Pharaoh refused to let the Israelites go.**

Next, God sent darkness to cover the land for three days. But Pharaoh still said no.

God told Moses, “I will bring one more plague. After

that, Pharaoh will let you go.”

Moses warned Pharaoh. God would go through Egypt. Every firstborn male in Egypt would die, but the Israelites would be safe. Pharaoh ignored Moses. So the tenth plague happened as God planned.

God told every Israelite family to kill a lamb and sprinkle its blood on the doorposts of their houses. This would be a special mark that God would see and “pass over.” No one in the Israelites’ families would die.


At midnight, God struck every firstborn in the land of Egypt. There was a great cry in the land of Egypt because there wasn’t a house without someone dead. Pharaoh called for Moses and Aaron. “Go!” he said.

The Israelites quickly left Egypt. God told Moses to camp near the Red Sea. Pharaoh was going to change his mind and come after the Israelites. God wanted to show the Israelites that He is God.

Pharaoh and his officials came after the Israelites and caught up with them near the sea. God told Moses to stretch out his hand and divide the sea so that the Israelites could go through on dry ground. The Israelites walked through with walls of water on both sides.

The Egyptians chased them! When the Israelites were safely on the other side of the sea, **Moses stretched out his hand again and the waters returned. None of Pharaoh’s army survived.** The Israelites feared God and believed in Him. They believed that He had sent Moses to lead them.

Christ Connection: At Passover, God spared the Israelites from judgment by requiring the blood of a lamb. Moses led the Israelites out of Egypt, and God provided a way for them to escape through the Red Sea. The Bible says that Jesus is greater than Moses. (Hebrews 3:3) Jesus is the Lamb of God, who takes away the sin of the world. People who trust in Jesus escape the penalty of sin and have eternal life.



**WANT TO
DISCOVER
GOD’S WORD?
GET
BIBLE EXPRESS!**

Invite kids to check out this week’s devotionals to discover that Moses and Aaron obeyed what God told them to do. (Ex. 7:6) Through them, God performed signs and wonders. God proved that He is the one true God. Order in bulk, subscribe quarterly, or purchase individually. For more information, check out www.lifeway.com/devotionals.

Small Group OPENING

SESSION TITLE: The Plagues, the Passover, and the Crossing of the Red Sea

BIBLE PASSAGE: Exodus 5–14

MAIN POINT: God proved to the Egyptians that He is the one true God.

KEY PASSAGE: Hebrews 3:5-6

BIG PICTURE QUESTION: What is God’s plan? God’s plan is to rescue His people from captivity.

Welcome time

Greet each kid as he or she arrives. Use this time to collect the offering, fill out attendance sheets, and help new kids connect to your group. As kids arrive, ask for volunteers to think about a time they did something wrong.

SAY • What was your punishment? How did you feel?

Activity page (5 minutes)

- “The Plagues Sudoku” activity page, 1 per kid
- pencils or markers

Invite kids to complete the “The Plagues Sudoku” on the activity page. Tell kids to fill in the grid using the nine pictures. (blood, frog, gnat, fly, livestock, boil, hail, locust, and darkness) When kids finish, there should be only one of each picture in a row, column, and 3-by-3 sub-grid.

SAY • How many pictures do you see? (*nine*) That’s right! These pictures represent 9 of the 10 plagues that God sent to deliver His people from captivity.

The tenth plague was the most severe; every firstborn male in Egypt would die, but the Israelites would be safe. (Ex. 11:4-7) Let’s find out more about God’s plan to rescue His people from captivity.

Session starter (10 minutes)

OPTION 1: Counting in the dark

Invite kids to stand in a circle. Dim the lights or instruct kids to close their eyes. Tell kids to work together to count to 10. Kids should take turns saying one number at a time. If two kids say a number at the same time, the group begins again with the number 1. Can they make it to 10?

SAY • In today's Bible story, God sent 10 plagues to Egypt. The ninth plague was darkness. For three days, no one could see anything. (Ex. 10:22) God sent the plagues to punish the Egyptians. He judged them for their sin. (Ex. 7:4) **God proved to the Egyptians that He is the one true God.**

OPTION 2: Plague pictures

Form two groups. Write the following words on separate index cards: *blood, frogs, gnats, flies, livestock, boils, hail, locusts, darkness*. Stack the cards facedown. Provide paper and a pencil for each group.

The first player in each group will look at the word card from the top of the pile. Each player begins sketching clues for her group. The first team to guess the word earns one point. Play another round with another pair of players. Play continues until kids guess all of the cards or as time allows. You may choose to create additional word cards.

SAY • *What is God's plan? God's plan is to rescue His people from captivity.* God's plan to rescue His people from captivity included the ten plagues. Through them, **God proved to the Egyptians that He is the one true God.**



- index cards
- marker
- paper
- pencils,

Transition to large group

Large Group LEADER

SESSION TITLE: The Plagues, the Passover, and the Crossing of the Red Sea

BIBLE PASSAGE: Exodus 5–14

MAIN POINT: God proved to the Egyptians that He is the one true God.

KEY PASSAGE: Hebrews 3:5-6

BIG PICTURE QUESTION: What is God's plan? God's plan is to rescue His people from captivity.

Countdown

- countdown video

Show the countdown video as your kids arrive, and set it to end as large group time begins.

Introduce the session (3 minutes)

- leader attire
- "Great Race Clue Card" printable
- Bible
- map of Egypt
- blue blanket or sheet

[Large Group Leader enters wearing athletic attire with a solid color T-shirt. Leader holds a clue card and a Bible. A map of Egypt is secured to the wall and a blue blanket or sheet is draped across the floor.]

LEADER • Hi, everyone, I am so glad you're all here. I'm [your name], and I'm so glad to be back with you today. After a long break, the much-anticipated game, The Great Race, is back! Yeah!

Look around; where are we? (*Egypt*) That's right! Here we are in Egypt at the Nile River! [*Point to the blue blanket or sheet.*] Wow! It's so beautiful! And here's my next Great Race clue card. [*Read the clue card.*] It's a riddle:

In ancient Egypt, long ago, the Nile River changed from blue.

It wasn't green, it wasn't pink. Do you know the hue?

Hmm, this is quite the conundrum! Good thing

I have my Bible here to help. Let's see, Exodus 7 ...
The First Plague: Water Turned to Blood. Blood?!
Yikes! Let's find out more in today's Bible story.

Giant timeline (1 minute)

LEADER • Now, where are we? We started back here at the very beginning of the Bible. Remember, even though the Bible has a lot of little stories in it, they all come together to tell one big story! First, we heard that God is the Creator: *God created the world and everything in it for His glory.*

But, uh-oh! Sin entered the world. *Sin is breaking God's law and sin separates people from God.* In the story of Noah, we learned that **God is holy, and He punishes sin.** In today's Bible story, we will see that God punished the Egyptians for their sin.

• Giant Timeline

Big picture question (1 minute)

LEADER • Our big picture question is, *What is God's plan? God's plan is to rescue His people from captivity.* We learned that God had a plan to rescue Moses, and He did! **God rescued Moses to deliver God's people from captivity.** But how did He do it? Let's find out. Listen carefully to the Bible story.

Tell the Bible story (10 minutes)

Open your Bible to Exodus 5–14. Tell the Bible story in your own words, or show the Bible story video “The Plagues, the Passover, and the Crossing of the Red Sea.”

LEADER • In today's Bible story, God identified Himself as Yahweh, the God of Israel. And Yahweh has a plan for His people. *What is God's plan? God's plan is to*

- Bibles
- “The Plagues, the Passover, and the Crossing of the Red Sea” video
- Big Picture Question Poster
- Bible Story Picture Poster

rescue His people from captivity. That's right!

We learned that God rescued Moses to deliver His people from captivity. Do you remember what God said to Pharaoh through Moses? (*"Let My people go," Ex. 5:1*) But Pharaoh's heart was hard, and he refused to let God's people go. Now raise your hand if you know the answers to these questions.

Ask the following review questions:

1. Why did God send the plagues? (*God sent the plagues to punish the Egyptians. He judged them for their sin; Ex. 7:4*)
2. What was the last plague? (*God would go through Egypt, and every firstborn male in Egypt would die. But the Israelites would be safe; Ex. 11:4-7*)
3. What happened at Passover? (*God told Israelite families to kill a lamb and sprinkle its blood on the doorposts of their houses so God would see the mark and "pass over" the house. No one in the Israelites' families died; Ex. 12:1-28*)
4. How did God's people feel about God after the plagues, the Passover, and the parting of the Red Sea? (*They feared God and believed in Him. They believed that He had sent Moses to lead them; Ex. 14:31*)
5. What did God prove to the Egyptians? **God proved to the Egyptians that He is the one true God.**

LEADER • God has a purpose for everything He does. Why do you think God allowed the Egyptians to chase the Israelites after they left Egypt? The Bible tells us why. God said, "I will receive the glory by means of Pharaoh and all his army, and the Egyptians will know that I am Yahweh" (Ex. 14:4). Through the plagues and the dividing of the Red Sea, **God proved**

to the Egyptians that He is the one true God.

This story shows that God punishes sin. God also helps those who love and trust Him. *What is God's plan? God's plan is to rescue His people from captivity.* God used Moses to lead the Israelites out of slavery in Egypt, and He sent His Son to rescue people from captivity to sin. The Bible says that Jesus is greater than Moses. (Heb. 3:3) People who trust in Jesus escape the penalty of sin and have eternal life.

The Gospel: God's Plan for Me (optional)

Use Scripture and the guide provided with this session to explain to boys and girls how to become a Christian. Assign individuals to meet with kids who have more questions.

Encourage boys and girls to ask their parents, small group leaders, or other Christian adults any questions they may have about becoming a Christian.

Tip: Provide *I'm a Christian Now* for new Christians to take home and complete with their families.

Key passage (5 minutes)

Show the key passage poster. Lead the boys and girls to read together Hebrews 3:5-6.

LEADER • Moses gave a testimony about Jesus by being faithful to God's people. We often hear the word *testimony* as it relates to a court of law. Do you know what the word *testimony* means? It means "a truth spoken about someone or something."

Jesus' faithfulness to God's people is a testimony to the truth that He is greater than Moses. How is Jesus greater than Moses? (*Jesus delivers all of God's people from the captivity of sin through His death and resurrection.*)

- Key Passage Slide or Poster
- "Confidence of Our Hope" song

Review the hand motions from the previous session. Demonstrate hand motions for key words to help kids memorize the verse as you sing the key passage song.

• “Unit 4, Session 2”
discussion starter
video

Discussion starter video (4 minutes)

Show the “Unit 4, Session 2” discussion starter video.

Point out that the cupcakes did not believe Cocoa could rescue them. Guide kids to discuss whether or not everyone believes that God can rescue people from sin.

LEADER • We are saved by faith—by trusting and believing that God is who He says He is. Hearing stories about ways God rescued His people in the past helps us have faith in Him.

Sing (4 minutes)

• “Freedom” song

LEADER • Faith in Jesus gives us freedom from sin. Let’s sing together.

Lead boys and girls in singing “Freedom.”

Pray (2 minutes)

Invite kids to pray before dismissing to small groups.

LEADER • Who would like to answer our big picture question? *What is God’s plan? God’s plan is to rescue His people from captivity.*

Let’s pray. Lord God, we thank You for Jesus, who is better than Moses! Jesus is the Lamb of God who takes away the sin of the world. We know that if we trust in Jesus, we escape the penalty of sin and have eternal life. We love You. Amen.

Dismiss to small groups

The Gospel: God's Plan for Me

Ask kids if they have ever heard the word *gospel*. Clarify that the word *gospel* means “good news.” It is the message about Christ, the kingdom of God, and salvation. Use the following guide to share the gospel with kids.



God rules. Explain to kids that the Bible tells us God created everything, and He is in charge of everything. Invite a volunteer to read Genesis 1:1 from the Bible. Read Revelation 4:11 or Colossians 1:16-17 aloud and explain what these verses mean.



We sinned. Tell kids that since the time of Adam and Eve, everyone has chosen to disobey God. (Romans 3:23) The Bible calls this sin. Because God is holy, God cannot be around sin. Sin separates us from God and deserves God's punishment of death. (Romans 6:23)



God provided. Choose a child to read John 3:16 aloud. Say that God sent His Son, Jesus, the perfect solution to our sin problem, to rescue us from the punishment we deserve. It's something we, as sinners, could never earn on our own. Jesus alone saves us. Read and explain Ephesians 2:8-9.



Jesus gives. Share with kids that Jesus lived a perfect life, died on the cross for our sins, and rose again. Because Jesus gave up His life for us, we can be welcomed into God's family for eternity. This is the best gift ever! Read Romans 5:8; 2 Corinthians 5:21; or 1 Peter 3:19.



We respond. Tell kids that they can respond to Jesus. Read Romans 10:9-10,13. Review these aspects of our response: Believe in your heart that Jesus alone saves you through what He's already done on the cross. Repent, turning from self and sin to Jesus. Tell God and others that your faith is in Jesus.

Offer to talk with any child who is interested in responding to Jesus.

Small Group LEADER

SESSION TITLE: The Plagues, the Passover, and the Crossing of the Red Sea

BIBLE PASSAGE: Exodus 5–14

MAIN POINT: God proved to the Egyptians that He is the one true God.

KEY PASSAGE: Hebrews 3:5-6

BIG PICTURE QUESTION: What is God's plan? God's plan is to rescue His people from captivity.

Key passage activity (5 minutes)

- Key Passage Poster
- large piece of paper
- marker
- sticky notes
- pencils

Display the key passage poster. Lead the kids to read it aloud together.

Create a T-chart on a large piece of paper. Title the left side of the graphic *Moses* and the right side of the graphic *Jesus*. Below the name *Moses*, write out verse 5 from the key passage. Below the name *Jesus*, write out verse 6 from the key passage.

Provide each kid with two sticky notes and a pencil. Invite kids to write or draw what they know about Moses and Jesus. When they finish, invite kids to secure their sticky notes to the T-chart. Guide kids to compare and contrast Moses and Jesus.

SAY • Moses rescued God's people from physical captivity, but Jesus rescues God's people from captivity to sin.

Bible story review & Bible skills (10 minutes)

- Bibles, 1 per kid
- Main Point Poster
- numbered cubes

Instruct kids to sit in a circle. Lead kids to open their Bibles to Exodus 7. Ask for volunteers to recall what happened in Exodus 1–6. (*Moses was born and called.*)

Choose a volunteer to roll one or two numbered cubes. Challenge kids to race to identify the plague associated with the number or number sum rolled. Instruct the volunteer to

roll the numbered cubes again if the sum is greater than 10.

SAY • Great job, everyone! In today's Bible story, we learned that God sent 10 plagues to punish the Egyptians. He judged the Egyptians for their sin. At Passover, God spared the Israelites from His judgment by requiring the blood of a lamb. Then Moses led the Israelites out of Egypt, and God provided a way for them to escape through the Red Sea. **God proved to the Egyptians that He is the one true God.**

Read Hebrews 3:3. Explain that the Bible teaches us that Jesus is greater than Moses. Jesus is the Lamb of God who takes away the sin of the world. People who trust in Jesus escape the penalty of sin and have eternal life.

Activity choice (10 minutes)

OPTION 1: Counting up to Passover

Form pairs of kids. Tell kids to take turns counting from 1 to 10 together. The child who says "10" is out! Explain that each child may choose to say one or two consecutive numbers. Challenge kids to think about the correct strategy they may utilize to win the game. (Hint: The outcome of the game is determined by who says the number 6.)

Play continues; form new pairs with remaining players.

Play until only one child remains.

SAY • In today's Bible story, there were 10 plagues, and the tenth plague was the most severe. God went through Egypt, and every firstborn male in Egypt died. But the Israelites were safe.

At Passover, God spared the Israelites from judgment by requiring the blood of a lamb. Moses led the Israelites out of Egypt, and God provided a way for them to escape through the Red Sea.

Option: Retell or review the Bible story using the bolded text of the Bible story script.



Tip: Before the play starts, two teachers may demonstrate the game a couple of times so the kids understand how to play.

Option: Review the gospel with boys and girls. Explain that kids are welcome to speak with you or another teacher if they have questions.

- blue balloons, 25
- masking tape
- Allergy Alert download

Tip: For kids with a latex allergy, use table tennis balls or small beach balls.

God proved to the Egyptians that He is the one true God.

The Bible says that Jesus is greater than Moses. [See *Heb. 3:3*.] Jesus is the Lamb of God who takes away the sin of the world. People who trust in Jesus escape the penalty of sin and have eternal life.

OPTION 2: Part the Red Sea

Before class, inflate 25 blue balloons (or provide table tennis balls or beach balls in case of latex allergy). Form two groups. Place 25 blue balloons in the middle of the room. Direct each group to stand at opposite sides of the room.

SAY • At the Red Sea, God acted in a mighty way. The Lord fought for the Israelites. Moses stretched out his hand, and God divided the sea. By faith, the Israelites walked through the sea with walls of water on both sides. They trusted God to help them.

Give each group a roll of masking tape. Explain to kids that they will take turns racing to pick up a balloon and return to their group's side of the room.

Kids should use the tape to secure the balloon to the wall. When the balloon is attached, another player may retrieve another balloon. Play continues until all balloons are secure or as time allows.

SAY • In today's Bible story, **God proved to the Egyptians that He is the one true God.** God punishes sin but God helps people who love Him. God created a way to save the Israelites by parting the Red Sea.

In a similar way, God created a way for people to escape the penalty of sin through His Son, Jesus Christ. God didn't provide the way of salvation because we deserve it but because of who He is: a

gracious and loving God who created us to be in relationship with Him.

Journal and prayer (5 minutes)

Distribute pencils and journal pages. Remind kids that God punishes sin but helps people who love Him. At Passover, God spared the Israelites from judgment by requiring the blood of a lamb. God created the way for people to escape the penalty of sin through His Son, Jesus Christ.

Explain that Jesus is the Lamb of God who takes away the sin of the world. People who trust in Jesus escape the penalty of sin and have eternal life.

Prompt kids to imagine how the Israelites felt during the plagues. How did the Egyptians probably feel? Ask kids to write a few sentences describing what they know about God. How do they know that He is the one true God?

As time allows, lead kids to complete “God’s Plan for Rescue” on the activity page. Kids will fill in the letters from the numbered circles to complete the missing words from today’s Bible story main point, **God proved to the Egyptians that He is the one true God.**

SAY • Today we learned that God sent a set of plagues to deliver His people from captivity. **God proved to the Egyptians that He is the one true God.**

Make sure you send home the big picture cards to allow families to interact with the Bible content this week.

- pencils
- Journal Page
- “God’s Plan for Rescue” activity page, 1 per kid
- Big Picture Cards for Families: Kids