


# THE GOSPEL


## GOD'S PLAN for PRESCHOOLERS

While preschoolers might not be ready to respond to the gospel, use this guide to help little minds begin to grasp big truths about Jesus and the kingdom of God.




### **GOD IS KING.**

Ask: "Who is in charge at home? Who is in charge over the whole world?" Explain that God made everything! He is King over everything, and He is in charge.




### **WE SINNED.**

Ask: "Have you ever done something wrong?" Tell preschoolers that everyone sins, or disobeys God. Our sin makes God sad.



### **GOD SENT JESUS.**

Explain that God must punish sin. He loves us and He sent His Son, Jesus, to earth. Jesus came to take away the punishment for sin.



### **JESUS LOVES.**

Ask: "Do you like presents?" Explain that Jesus gives us the best present. He never did anything wrong, but He was punished in our place. Jesus wants to take away our sin because He loves us.

*Pray that God will save your preschoolers. As you faithfully teach the Bible, you are planting gospel seeds in children's hearts. Ask God to grow the preschoolers into children who love and trust in Jesus.*

# Bible Study at a Glance



**Leader Bible Study**

Familiarize yourself with the content and context of the Bible story and how it relates to God's plan of redemption.

**Preparation**

Pray for your preschoolers and contact families during the week. Gather and prepare session materials.

- Pray for your preschoolers
- Send a parent e-mail
- Print/download printables
- Assemble supplies
- Prepare videos

**Small Group Opening**

Engage preschoolers and introduce the day's Bible story.


**Say what?**  
Use the suggested "Say" dialogue to easily move between segments.

- Activity Page
- Opening Activities

**Large Group Leader**

Communicate the day's Bible story and discover God's big story.

- Bible Story
- Giant Timeline
- Big Picture Question
- Key Passage
- Sing

 **Suggested times**  
The times provided allow you to complete the session plan in an hour and fifteen minutes. Lengthen or shorten the session as needed.

# Make it fit

Customize the session plan to fit the needs of your church or classroom.



1 room

- 1) Use the Small Group Opening to welcome preschoolers to Bible study. Preschoolers may work the activity page and/or complete an activity together.
- 2) Transition to an area within your classroom that can be designated as the Large Group Bible story area. Watch the Bible story video or tell the Bible story. Incorporate any large group elements that fit your space and your time constraints.
- 3) Regroup to the Small Group area by using a countdown video. Set up activities in one of these ways: as a group, all at the same time; in small groups that rotate through each activity; set up as centers, allowing preschoolers to browse and choose.



1 or more rooms

- 1) Use the Small Group Opening to welcome kids to Bible study. Kids may work the activity page and/or complete an activity together.
- 2) Use the countdown video or other transition signal as you move your small group to join the other small groups in the large group area. Watch the Bible story video or tell the Bible story. Incorporate any large group elements that fit your space and your time constraints.
- 3) Regroup to the small group rooms where you will reinforce what preschoolers learned from the Large Group Leader. Set up activities in one of these ways: as a group, all at the same time; in small groups that rotate through each activity; set up as centers, allowing preschoolers to browse and choose.



Check out our tips and resources for an additional hour in the Worship Guide!

# Unit 1: God the Creator

## Unit Description:


In the beginning, God created everything for His glory. He made people in His image. When sin entered the world through Adam and Eve, God revealed His plan to bring people back to Himself through a descendant—His own Son.

## Unit Key Passage:

1 Corinthians 8:6

## Big Picture Questions:

Why did God create the world? God created the world for His glory.  
What is sin? Sin is breaking God's law.



# Unit 1: God the Creator

## Session 1:

**Bible Story:**

God Created the World

**Bible Passage:**

*Genesis 1:1-25*

**Main Point:**

God created everything.

## Session 2:

**Bible Story:**

God Created People

**Bible Passage:**

*Genesis 1:26-2:25*

**Main Point:**

God created people in His own image.

## Session 3:

**Bible Story:**

Sin Entered the World

**Bible Passage:**

*Genesis 3:1-24*

**Main Point:**

Adam and Eve sinned.

## Session 4:

**Bible Story:**

Cain and Abel

**Bible Passage:**

*Genesis 4:1-16,25-26*

**Main Point:**

God punished Cain for his sin.

## Session 5:

**Bible Story:**

Noah and the Ark

**Bible Passage:**

*Genesis 6:5-9:17*

**Main Point:**

God is holy.

## Session 6:

**Bible Story:**

The Tower of Babel

**Bible Passage:**

*Genesis 11:1-9*

**Main Point:**

God created people to give Him glory.

# God Created People

**BIBLE PASSAGE:** Genesis 1:1-25

**MAIN POINT:** God created everything.

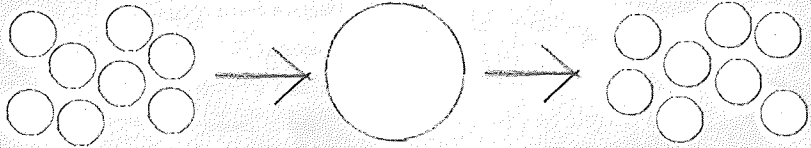
**UNIT KEY PASSAGE:** 1 Corinthians 8:6

**BIG PICTURE QUESTION:** Why did God create the world? God created the world for His glory.

**SMALL GROUP OPENING**  
(15–20 MINUTES)  
**PAGE 10**

**LARGE BIBLE STUDY**  
(10–15 MINUTES)  
**PAGE 12**

**SMALL GROUP ACTIVITIES**  
(20–25 MINUTES)  
**PAGE 14**



## Leader BIBLE STUDY

In the beginning, God created everything. God created the universe *ex nihilo*, or “out of nothing.” All of creation began with a word. When God spoke, it happened. Light, land, sky, stars, plants, and animals. God made them all, and they were good. Creation was perfect, just as God intended.

Every story in the Bible is a small piece of a much bigger story—God’s redemptive story. Sin would enter the world and affect everything, but God already knew. He already had a plan to show His grace to people through His Son (2 Tim. 1:9), to rescue and restore. In fact, the Bible says that God’s plan existed before He created the world. (Eph. 1:4-6)

The Bible is the story of how a great God redeemed rebellious people by sending His Son, Jesus, to be the perfect sacrifice for sin. The story of Jesus does not begin in a manger. The Son has always existed, and He was present at creation. He is the Word through whom all things were created. (John 1:1-3)

Check out the video "The Big Story" for a picture of this unit's part in God's big story of redemption.

Colossians 1:16-17 says that everything was created by Him and for Him, and He holds everything together. Through creation, we see and understand God's eternal power and divine nature. (Rom. 1:20)

As you begin teaching kids about creation, help them discover who God is. Remind boys and girls that God created everything with a purpose, to bring Him glory. Psalm 19:1 says, "The heavens declare the glory of God, and the sky proclaims the work of His hands."

The Book of Genesis is the beginning of the greatest story ever told. It is a true story, and at the center of it all is the true hero, our Savior, Jesus Christ. This story changes everything.



**MINISTRY GRID**  
training made simple

Additional resources for each session are available at [gospelproject.com](http://gospelproject.com). For free training and session-by-session help, visit [www.ministrygrid.com/web/thegospelproject](http://www.ministrygrid.com/web/thegospelproject).

# The BIBLE STORY

## God Created the World

*Genesis 1:1-25*

**In the beginning, there was nothing but God.** There was no sun, no dirt, no creeks, no animals, and no people. God began to do something that no person could ever do. **God began to make the world ... out of nothing!**

**First, God made the heavens and the earth.** The earth was covered with water, and it was dark. God said, “Let there be light!” And there was light. God saw that the light was good. God called the light “day,” and He called the darkness “night.” That was the first day ever—Day 1.

**On Day 2, God made the sky.**

**On Day 3, God gathered the water on earth into oceans. Now there was dry land.** God saw that it was good, and He kept on working. **He made all kinds of plants and trees.** Every plant and tree had seed to grow more of the same kind of plant or tree. **And God saw that it was good. Everything God makes is good.**

**On Day 4, God made lights in the sky for day and night.** He made the sun for daytime, and the moon and stars for night. God looked at what He had made, and God saw that it was good.


**On Day 5, God made animals that live in the water and animals that fly in the sky.** He made fish and whales and sea horses and octopuses that move in the water. He made birds that fly in the sky. He made each kind of animal different, and **God saw that it was good.** So God blessed the animals and told them to have baby fish and baby birds so there would be more of them on earth.

**On Day 6, God made animals that live on earth—all different kinds!** He made wild animals, like lions and



giraffes and foxes. He made animals that crawl on the ground, like alligators and caterpillars. He made animals that help people, like cows and camels and sheep. **And God saw that it was good.**

*Christ Connection: Jesus is Lord over everything. Everything was created by Him and for Him. Jesus holds everything together. (Colossians 1:16-17)*



**WANT TO  
DISCOVER  
GOD'S WORD?  
GET MORE!**

Invite preschoolers to check out this week's devotionals to discover that everything was made through Jesus and for Jesus. Order in bulk, subscribe quarterly, or purchase individually. For more information, check out [www.lifeway.com/devotionals](http://www.lifeway.com/devotionals).

# Small Group OPENING

**SESSION TITLE:** God Created the World

**BIBLE PASSAGE:** Genesis 1:1-25

**MAIN POINT:** God created everything.

**UNIT KEY PASSAGE:** 1 Corinthians 8:6

**BIG PICTURE QUESTION:** Why did God create the world? God created the world for His glory.

---

## Welcome

- “God Makes Everything” song
- offering basket
- Allergy Alert download
- favorite toys

Play the unit theme song in the background as you greet preschoolers and follow your church’s security procedures. Set an offering basket near the door to collect at an appropriate time. Post an allergy alert, if necessary. Set out a few favorite toys, such as puzzles and blocks.

## Activity page

- “Creation Puzzle” activity page, 1 per child
- pencils or crayons

Guide preschoolers to match the animals at the bottom of the activity page to its place in the Bible story picture.

**SAY** • I like the way you worked on matching the items in the picture. In our Bible story today, we are going to discover who made everything you see in the picture.

## Animal charades

Prepare the “Animal Cards” or write the names of various animals on index cards. Place the animal cards in a basket. Invite preschoolers to take turns choosing a card from the basket.

Whisper the animal to a child and guide her to pretend to be the animal on the card using gestures or sounds. The rest of the class may guess the animal. Continue to play until each child has a turn or as time allows.



- “Animal Cards” printable
- basket
- index cards (optional)
- marker (optional)

**SAY** • Animals make different sounds and act in different ways. Whoever made all the different animals must have a great imagination! In our Bible story today, we will discover who made everything including all the animals.

## Make play dough

Pour the salt, flour, and water into a mixing bowl. Allow older preschoolers to assist in adding ingredients. Mix the ingredients. Begin to knead as the dough forms.

Form the dough into individual balls indented in the center. Provide a ziplock bag for each preschooler and place a ball of the dough in individual bags. Guide preschoolers to choose a food color and place several drops in the indentation in their dough. Carefully seal each bag and write names on bags with a permanent marker. Lead preschoolers to knead the color into the dough.

**SAY** • We made play dough from salt, water, flour, and food color. We used our hands to form the dough. In our Bible story today, God created something, too, except God didn't need any ingredients. He did not use His hands or any tools either. God created something amazing from nothing at all, just by speaking His words. Let's find out more.

- mixing bowl
- spoon
- 1 part salt
- 1 part water
- 2 parts flour
- food color
- quart-sized ziplock bags
- permanent marker
- Allergy Alert download

## Transition to Bible study

To gain the attention of all the preschoolers to move them to Bible study, show the countdown video, flip off the lights, or clap a simple rhythm for the children to copy. Invite the preschoolers to move to Bible study by pretending to be their favorite animal.

- countdown video (optional)

# Large Group LEADER

**SESSION TITLE:** God Created the World

**BIBLE PASSAGE:** Genesis 1:1-25

**MAIN POINT:** God created everything.

**UNIT KEY PASSAGE:** 1 Corinthians 8:6

**BIG PICTURE QUESTION:** Why did God create the world? God created the world for His glory.

---

## Introduce the Bible story

- various storybooks
- Bible

Invite preschoolers to look through the books and tell you about their favorite story.

**SAY** • Everyone likes a good story. God’s story in the Bible is the greatest story there ever was or ever will be. Most of the stories you told me about are make-believe. They did not happen in real life. God’s story in the Bible is *true!* It really happened.

- When you read or hear a story, you always start at the beginning. Today we are starting at the very beginning of the Bible to learn how God created the world.

## Watch or tell the Bible story

- Bible
- “God Created the World” video
- Bible Story Picture Poster

Open your Bible to Genesis 1.

**SAY** • The Bible story about how God created the world is in the very first book of the Bible, the Book of Genesis.

Show the Bible story video “God Created the World” or tell the Bible story in your own words using the script provided. Use the bolded version for younger preschoolers.

## Talk about the Bible story

- Main Point Poster
- Giant Timeline or Big Story Circle

**SAY** • Wow! **God created everything** in the entire world in just six days. At first, there was nothing but God. Then God made everything out of nothing. God

created the world, just by using His words.

Point to the very beginning of the giant timeline or big story circle as you ask the following review questions:

1. What was there in the beginning? (*nothing but God*)
2. Who created the world and everything in it? (*God*)
3. What did God use to create the world? (*nothing*)
4. How did God create everything? (*by speaking*)
5. What did God say about everything He made? (*It was good.*)

## Big picture question

**SAY** • I am going to ask you another very important question. This question is our big picture question for the next few weeks. ***Why did God create the world? God created the world for His glory.*** You see, God created everything in the world to show how wonderful and amazing He is. When we look at the things God made, we want to say “Thank You, God!” ***Why did God create the world? God created the world for His glory.***

• Big Picture Question Poster

## Key passage

Open your Bible to 1 Corinthians 8:6. Read the key passage aloud several times. Sing together the key passage song, “There Is Only One.”

• Key Passage Poster  
• “There Is Only One” song

**SAY** • Our key passage tells us that there is only one God. God the Father, God the Son, and God the Spirit worked together to create the world. Everything they made glorifies them.

## Transition to small groups

# Small Group ACTIVITIES

**SESSION TITLE:** God Created the World

**BIBLE PASSAGE:** Genesis 1:1-25

**MAIN POINT:** God created everything.

**UNIT KEY PASSAGE:** 1 Corinthians 8:6

**BIG PICTURE QUESTION:** Why did God create the world? God created the world for His glory.

---

## Play with play dough

- play dough
- play dough utensils

Use the play dough you made in the small group opening or provide different colors of store-bought play dough for the children. Lead children to make creations with play dough. Encourage creativity. Praise children for their creations.

**SAY** • You made all kinds of cool things with play dough using your hands and other tools. In our Bible story today, we learned that God made all kinds of cool things too, except God didn't use His hands or any tools! God created something from nothing just by speaking. **God created everything.**

## Collect nature objects

- lunch-sized brown paper bags
- magnifying glasses, 1 per child

If weather permits, walk preschoolers to a safe outdoor area. Provide preschoolers with paper bags and magnifying glasses. Invite them to observe God's creation in nature by focusing on the sights and sounds around them.

Guide preschoolers to use their senses. Touch trees. Feel the leaves, the bark, and the roots. Listen to the sound of the birds and the wind. Look at the shapes of plants, flowers, and insects. Smell the grass, the flowers, and the earth. Invite preschoolers to place small discoveries in their bags. Show preschoolers how to use their magnifying glasses

to take a closer look at their discoveries. Discuss how their items feel. Rough? Smooth? Wet? Discuss the colors they see. Blue? Green? Red?

**SAY** • God has given us such a beautiful world full of things to enjoy. God created all that we see simply by speaking His words. **God created everything.**

## Paint with nature mediums

Display nature items and give a piece of paper to each child. Invite the children to create a picture using the nature items as paintbrushes. Talk to them about the Bible story as they paint. Be sure to post an allergy alert where parents can see for children who may be allergic to the nature items.

**SAY** • You used things that God created to create a beautiful painting of your own. **God created everything.** Your paintings glorify God because they remind us how wonderful God is!

- nature items (pine needles, hay, feathers, leaves, wild flowers, and so forth)
- paper
- washable paint
- cups of water
- smocks, 1 per child
- plastic tablecloth
- Allergy Alert download

## Sequence creation days

Print “Creation Days” before class. Cut apart the numbers and tape them on a wall. Place numbers close together and in order for younger preschoolers. Spread out the numbers or mix them up to challenge older preschoolers. Point out that the pictures on each number remind us of what God created on that day.

Invite preschoolers to take turns running up and tapping the numbers 1–6 in order. As preschoolers tap each number, the rest of the group may call out the number.

**SAY** • God created the world in six days. Before God created the world, there was nothing. There was only God. God made a beautiful world for us to enjoy. When we enjoy God’s creation, we show how good

- “Creation Days” printable
- scissors
- tape

God is. Everything God makes is good. **God created everything.**

### **Sing a song**

Lead preschoolers in singing. Sing this song to the tune of “God Is So Good”:

“God made the \*world,  
God made the world,  
God made the world,  
God made everything.”

\*Allow preschoolers to take turns choosing a different thing God created to use in place of *world* each time you sing.

Sing until each child has shared something God created.

**SAY** • God made so many amazing things that bring Him glory. When we see the good things that God made we see how awesome God is. **God created everything.**



## Snack

Play the countdown video to signal the end of activities. Guide preschoolers to clean their areas. Take a restroom break and wash hands. Gather preschoolers for snack time. Thank God for the snack.

Serve fruit such as sliced apples, oranges, or bananas. Talk about how God created plants and trees to provide food for us to eat.

- countdown video (optional)
- Allergy Alert download
- snack food
- paper cups and napkins

## Transition

When a child finishes his snack, guide him to throw away any trash. He may select a book or puzzle to examine, play quietly with play dough or a favorite toy, or color the Bible story coloring page.

Offer the journal page and invite preschoolers to draw a picture of something God created. Pray for the children.

**SAY** • Thank You, God, for creating this beautiful world for us to enjoy. You are our Creator. There is no one like You. Help us to remember how amazing You are as we enjoy Your creation. We love You. Amen!

If parents are picking up their children at this time, tell them something that their child enjoyed doing or did well during the session. Distribute the preschool big picture cards for families.

- Journal Page printable, 1 per child
- Bible Story Coloring Page
- crayons
- *Big Picture Cards for Families: Babies, Toddlers, and Preschool*