


# THE GOSPEL


## GOD'S PLAN for PRESCHOOLERS

While preschoolers might not be ready to respond to the gospel, use this guide to help little minds begin to grasp big truths about Jesus and the kingdom of God.




### **GOD IS KING.**

Ask: "Who is in charge at home? Who is in charge over the whole world?" Explain that God made everything! He is King over everything, and He is in charge.




### **WE SINNED.**

Ask: "Have you ever done something wrong?" Tell preschoolers that everyone sins, or disobeys God. Our sin makes God sad.



### **GOD SENT JESUS.**

Explain that God must punish sin. He loves us and He sent His Son, Jesus, to earth. Jesus came to take away the punishment for sin.



### **JESUS LOVES.**

Ask: "Do you like presents?" Explain that Jesus gives us the best present. He never did anything wrong, but He was punished in our place. Jesus wants to take away our sin because He loves us.

*Pray that God will save your preschoolers. As you faithfully teach the Bible, you are planting gospel seeds in children's hearts. Ask God to grow the preschoolers into children who love and trust in Jesus.*

# Bible Study at a Glance



**Leader Bible Study**

Familiarize yourself with the content and context of the Bible story and how it relates to God's plan of redemption.

**Preparation**

Pray for your preschoolers and contact families during the week. Gather and prepare session materials.

- Pray for your preschoolers
- Send a parent e-mail
- Print/download printables
- Assemble supplies
- Prepare videos

**Small Group Opening**

Engage preschoolers and introduce the day's Bible story.


**Say what?**  
Use the suggested "Say" dialogue to easily move between segments.

- Activity Page
- Opening Activities

**Large Group Leader**

Communicate the day's Bible story and discover God's big story.

- Bible Story
- Giant Timeline
- Big Picture Question
- Key Passage
- Sing

 **Suggested times**  
The times provided allow you to complete the session plan in an hour and fifteen minutes. Lengthen or shorten the session as needed.

different words will worship Him together.

## Snack

Play the countdown video to signal the end of activities. Guide preschoolers to clean their areas. Take a restroom break and wash hands. Gather preschoolers for snack time. Thank God for the snack.

Serve crackers and cheese spread for snack. Encourage preschoolers to construct a tower by layering crackers and cheese spread. Remind preschoolers how God mixed up the words of the people and spread them all over the earth. One day, Jesus will bring His people back together. People from every group and who use different words will worship Him together.

- countdown video (optional)
- Allergy Alert download
- snack food
- paper cups and napkins

## Transition

When a child finishes her snack, guide her to throw away any trash. She may select a book or puzzle to examine, play quietly with play dough or a favorite toy, or color the Bible story coloring page.

Offer the journal page and invite preschoolers to draw a picture of a tower. Remind children that **God created people to give Him glory**. Our job is to show the world how awesome God is! One day all people from every group and language will worship Jesus together.

**SAY** • God, You created us to make You famous! Forgive us when we try to make ourselves famous instead. Cause us to show the world how great You are. Amen!

If parents are picking up their children at this time, tell them something that their child enjoyed doing. Distribute the preschool big picture cards for families.

- Journal Page printable, 1 per child
- Bible Story Coloring Page
- books and puzzles
- crayons
- *Big Picture Cards for Families: Babies, Toddlers, and Preschool*

## Unit 2: God the Covenant-Maker

### Unit Description:

God entered a covenant relationship with Abraham and all of his descendants to continue His plan of redemption. It is through this family, the nation of Israel, that God would bless the entire world by bringing forth the Messiah, Jesus.

### Unit Key Passage:

Romans 4:3

### Big Picture Question:

What did God promise? God promised to bless His people.



## Unit 2: God the Covenant-Maker

### Session 1:

**Bible Story:**

God's Covenant with Abraham

**Bible Passage:**

*Genesis 12:1-3; 15:1-21; 17:1-9*

**Main Point:**

God promised to bless Abraham.

### Session 2:

**Bible Story:**

God Tested Abraham

**Bible Passage:**

*Genesis 22:1-19*

**Main Point:**

Abraham trusted God.

### Session 3:

**Bible Story:**

The Promise Reaffirmed

**Bible Passage:**

*Genesis 25:19-26; 26:1-6; 28:10-22*

**Main Point:**

God reminded Abraham's family about His promises.

# God's Covenant with Abraham

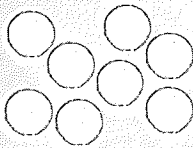
**BIBLE PASSAGE:** Genesis 12:1-3; 15:1-21; 17:1-9

**MAIN POINT:** God promised to bless Abraham.

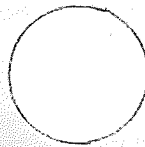
**UNIT KEY PASSAGE:** Romans 4:3

**BIG PICTURE QUESTION:** What did God promise? God promised to bless His people.

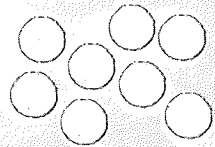
**SMALL GROUP OPENING**  
(15-20 MINUTES)  
**PAGE 84**



**LARGE BIBLE STUDY**  
(10-15 MINUTES)  
**PAGE 86**



**SMALL GROUP ACTIVITIES**  
(20-25 MINUTES)  
**PAGE 88**



## Leader BIBLE STUDY

God is a covenant-making God. After the great flood, God made a covenant with Noah and his family and all the living creatures. God promised to never again flood the entire earth. He put a rainbow in the sky to confirm His covenant. (See Gen. 9:8-17.) God's covenant with Noah was unconditional; it did not depend on Noah in any way.

Years passed, and Noah's family grew. His son Shem had a family. Shem's seventh-great grandson was named Abram. (See Gen. 11:10-26.) Abram traveled toward the land of Canaan with his wife, Sarai; his father, Terah; and his nephew, Lot. But they stopped in Haran and settled there.

When Abram was 75 years old, God spoke to him. God called Abram to leave behind his family and his lands to go to a place God would show him. God made a covenant with Abram, promising to bless all the world through one of his descendants. (Gen 12:1-3) By faith, Abram obeyed.

God's covenant with Abram was unconditional. In Abram's time, when a covenant was made between two people, the animals would be split and both parties would walk through them as to say, "If I do not hold up my end of the covenant, may I be like these dead animals." (See Gen. 15.) This time, only the smoking fire pot and flaming torch passed through the animals, symbolizing that God alone would be responsible for upholding the covenant.

When Abram was 99 years old, he was still childless. How would God keep His promise to make Abram's offspring as numerous as the stars if Abram didn't have any children? But God was serious about the covenant; He always keeps His promises. God even changed Abram's name to Abraham, which means "Father of a Multitude."

God promised to bless all the earth through Abraham. At just the right time, Jesus was born into Abraham's family. (Gal. 4:4-5) Jesus fulfilled God's promise to Abraham. (See Gal. 3:8.) Jesus came into the world to save sinners. Through Him, all the nations of the earth are blessed.



**MINISTRY GRID**  
training made simple

Additional resources for each session are available at [gospelproject.com](http://gospelproject.com). For free training and session-by-session help, visit [www.ministrygrid.com/web/thegospelproject](http://www.ministrygrid.com/web/thegospelproject).

# The BIBLE STORY

## God's Covenant with Abraham

*Genesis 12:1-3; 15:1-21; 17:1-9*

Abram and his wife Sarai lived long ago. They lived near their relatives and friends. One day, something very unusual happened to Abram. God spoke to him! **God chose Abram out of all the people in the world and made a covenant—a very special promise—with him.**

**God told Abram to move to a place he had never been. God said Abram would have many descendants.** That meant Abram **would have many children and grandchildren and great-grandchildren.** So many people would be born into **Abram's family** that they **would become a whole nation of people. They would have land to live on, and everyone would know who Abram was.**

**Abram obeyed God. He did not know how God was going to give him a big family, but Abram trusted God to keep His promise.**

**Another time, God spoke to Abram again. God promised to give Abram a great reward. Abram asked God, "Who will get that reward when I die? I have no children. Whatever I have will belong to one of my servants."**

**God took Abram outside. "Look at the sky and count the stars, if you can," said God. "That is how many descendants you will have someday." Abram was getting to be an old man! His wife was getting old too. How could she have a baby? But Abram believed it would happen because God said it would.**

**God promised to give Abram the land, too. God made a special ceremony to show Abram that He would keep His covenant.** First, God told Abram to bring some animals: a cow, a goat, a ram, a turtledove, and a pigeon.




Abram followed God's instructions.

When the sun had set and it was dark, a smoking fire pot and a flaming torch appeared and passed between the animals. **God showed that keeping the covenant was His job, not Abram's job.**

When Abram was 99 years old, God talked to him again. "I am changing your name to Abraham. You will be the father of many children, grandchildren, and great-grandchildren," God said. "They will become many nations, and some of them will be kings. I will give them the land where you are living, and I will be their God. My promises will last forever."

*Christ Connection: God told Abraham to leave his home and go to another land. God promised to bless all the people in the world through Abraham. God sent Jesus from His home in heaven to come to earth as part of Abraham's family. Jesus blesses all the people on earth because He saves people from their sins.*



**WANT TO  
DISCOVER  
GOD'S WORD?  
GET MORE!**

Invite preschoolers to check out this week's devotionals to discover that God promised to make Abraham's name great and make him a blessing. Jesus came to earth as a man through Abraham's family. Order in bulk, subscribe quarterly, or purchase individually. For more information, check out [www.lifeway.com/devotionals](http://www.lifeway.com/devotionals).

# Small Group OPENING

**SESSION TITLE:** God's Covenant with Abraham

**BIBLE PASSAGE:** Genesis 12:1-3; 15:1-21; 17:1-9

**MAIN POINT:** God promised to bless Abraham.

**KEY PASSAGE:** Romans 4:3

**BIG PICTURE QUESTION:** What did God promise? God promised to bless His people.

---

## Welcome time

- "My God Is Real" song
- offering basket
- Allergy Alert printable
- favorite toys

Play the unit theme song in the background as you greet preschoolers and follow your church's security procedures. Set an offering basket near the door to collect at an appropriate time. Post an allergy alert, if necessary. Set out a few favorite toys, such as puzzles and blocks.

## Activity page

- "Count the Stars" activity page, 1 per kid
- pencils or markers

Guide preschoolers to count the number of stars on the page. Younger preschoolers, may count only the large stars.

**SAY** • Have you ever tried to count the stars in the sky?

There are way too many to count! In our Bible story today, God told a man that he would have as many people in his family as there are stars in the sky. That is a lot of people, but this man did not even have one child. How could it be?

LOW PREP

- construction paper, various colors
- paper strips
- scissors (optional)
- cup

## Life-sized board game

Lay different colors of construction paper in a path on the floor. Designate a start and finish. Cut or tear strips of paper to match each color along the path. Place the strips in a cup.

Form a line at the start of the path. Explain to children

that they will be the game pieces. Lead children to take turns drawing slips of paper. As a child selects a slip of paper, she must advance to that color square that comes next on the path. Continue play until each child reaches the finish.

**SAY** • The colors you drew from the cup showed you where to go. In our Bible story today, God told a man to leave his home and go to another land that God would show him. Let's find out who that man was.

## Name necklaces

Supply each preschooler with a half sheet of construction paper. Ask preschoolers if they have ever wanted a new name. Encourage preschoolers to share what they would like their new name to be. Enlist an adult leader to write each preschooler's "new name" on her sheet of paper. Guide preschoolers to decorate their name signs with markers or crayons. Once completed, use a hole punch and yarn so preschoolers may wear their new names around their necks. Consider using preschoolers' new names for the remainder of the session.

**SAY** • In today's Bible story, God gave a man a very great promise. God even gave the man a new name to show how serious He was about keeping His promise to the man. Let's find out who the man was and what God promised him.

- construction paper
- markers or crayons
- hole punch
- yarn

## Transition to Bible study

To gain the attention of all the preschoolers to move them to Bible study, show the countdown video, flip off the lights, or clap a simple rhythm for the children to copy. Call each child by name to invite them to large group.

- countdown video (optional)

# Large Group LEADER

**SESSION TITLE:** God's Covenant with Abraham

**BIBLE PASSAGE:** Genesis 12:1-3; 15:1-21; 17:1-9

**MAIN POINT:** God promised to bless Abraham.

**KEY PASSAGE:** Romans 4:3

**BIG PICTURE QUESTION:** What did God promise? God promised to bless His people.

---

## Introduce the Bible story

Ask preschoolers if they know what a promise is. Invite them to share a time they made a promise or someone made a promise to them.

**SAY** • In our Bible story, we will hear about a special promise God made to a man named Abram. This kind of promise is so important we have a big name for it: a *covenant*. Can you say *covenant*?

## Watch or tell the Bible story

Open your Bible to Genesis 12.

**SAY** • The Bible is the most special book there is because it is the only book with God's words. Every story we read in the Bible is true. Today's true story comes from the first book of the Bible, Genesis.

Show the Bible story video "God's Covenant with Abraham" or tell the Bible story in your own words using the script provided. Use the bolded version for younger preschoolers.

## Talk about the Bible story

**SAY** • God chose Abraham out of all the people in the world and made a covenant or promise with him.

- Bible
- "God's Covenant with Abraham" video
- Bible Story Picture Poster

- Main Point Poster
- Giant Timeline or Big Story Circle

**God promised to bless Abraham.** God promised to give Abraham a huge family. Jesus would be a part of Abraham's family.

Point to the giant timeline or big story circle as you ask the following review questions:

1. Was there something special about Abraham that made God choose to bless Him? (*no*)
2. What did God promise to give Abraham? (*many descendants and land*)
3. Did Abraham know how God would give him a big family? (*no*)
4. Whose job was it to keep the covenant or promise? Abraham's or God's? (*God's*)

### Big picture question

**SAY** • Our big picture question is, *What did God promise? God promised to bless His people.* Abraham was not the only person God blessed through His covenant with Abraham. God sent Jesus to come to earth as part of Abraham's family. Jesus blesses all the people on earth because He saves people from their sin.

• Big Picture Question Poster

### Key passage

Open your Bible to Romans 4:3. Read the key passage aloud several times. Sing the key passage song together.

**SAY** • **God promised to bless Abraham.** Abraham believed God's promise. Even though Abraham was old and did not have any children, he trusted God. He believed God would do what He said He would do.

• Key Passage Poster  
• "Abraham" song

### Transition to small groups

# Small Group ACTIVITIES

**SESSION TITLE:** God's Covenant with Abraham

**BIBLE PASSAGE:** Genesis 12:1-3; 15:1-21; 17:1-9

**MAIN POINT:** God promised to bless Abraham.

**KEY PASSAGE:** Romans 4:3

**BIG PICTURE QUESTION:** What did God promise? God promised to bless His people.

---

## Pack for a trip

- “World Map” printable (optional)
- small pieces of luggage or travel bags
- assorted items

Provide several small pieces of luggage or travel bags and an assortment of items you might pack on a trip. Guide preschoolers to play out packing for a trip by arranging the items in the luggage and bags. Consider showing the “World Map” printable to older preschoolers and talk about how missionaries travel around the world to different places, telling people the good news of Jesus.

**SAY** • God told Abraham to leave his home and go to another land. **God promised to bless Abraham** and all the people in the world through Abraham. Sometimes God asks people today to leave their homes and go to other lands to bless people there. These people are called *missionaries*. They bless people by telling them the good news of how Jesus saves people from their sin.

LOW PREP

- toy animals
- masking tape

## Walk through animals

Let out toy animals on either side of a masking tape line on the floor. Leave room for preschoolers to walk on the line without touching any animals. Form a line at one end of the masking tape. Explain to preschoolers that they must travel through the line of animals one at a time doing the

action you call out. Possible actions include: walk with baby steps, walk with giant steps, jump, hop, or crawl. When a child has walked through the animals, he should return to the back of the line.

**SAY • God promised to bless Abraham.** During the time Abraham lived, if people made a covenant, or promise, with each other, they would have a special ceremony. That was their way of saying they would keep their part of the promise. In today's Bible story, God passed through the animals as a torch and smoking pot. God was saying that keeping the covenant was His job, not Abraham's job.

### Paint star scenes

Provide each child with a smock, black sheet of construction paper, and a new pencil. Demonstrate how to dip the eraser end of the pencil into white paint and then press the eraser on the paper to create a circular star. Encourage preschoolers to create star patterns on their paper.

**SAY • God promised to bless Abraham.** He said Abraham would have as many family members as there were stars in the sky. God promised that all people would be blessed through Abraham's family. God sent Jesus to come to earth as part of Abraham's family. Jesus blesses all the people on earth because Jesus saves those who trust in Him from their sin.

- black construction paper, 1 per child
- new pencil, 1 per child
- white paint
- foam plate
- wipes for cleanup
- smocks

### Play a matching game

Print and prepare two copies of the "Matching Game" printable on heavyweight paper. Arrange the cards facedown in a grid. Guide preschoolers to flip two cards over at a time. If a child makes a match, he keeps the cards. For

- "Matching Game" printable
- heavyweight paper
- scissors

younger preschoolers, play with the cards faceup. Use the images on the cards to remind preschoolers of the Bible story as they play the game.

**SAY** • God told Abraham to leave his home and go to another land. **God promised to bless Abraham** and all the people in the world through him. God sent Jesus from His home in heaven to come to earth as part of Abraham’s family. Jesus blesses all the people on earth because Jesus saves people who trust in Him.

### **Sing a song**

Lead preschoolers in singing. Sing this song to the tune of “Twinkle, Twinkle Little Star”:

“Abram, can you count the stars?”

“I can’t count them. They’re too far.”

“I will make your family

As many as the stars you see!

I will keep My promises,

You will have as many sons as this!”

**SAY** • **God promised to bless Abraham.** God would give Abraham as many family members as the stars in the sky. Abraham’s family members would have a land to live in. Everyone would know who Abraham was. Jesus would come to earth as part of Abraham’s family. Jesus rescues people from their sin. Jesus is the greatest blessing of all!



## Snack

Play the countdown video to signal the end of activities. Guide preschoolers to clean their areas. Take a restroom break and wash hands. Gather preschoolers for snack time. Thank God for the snack.

Serve animal crackers for snack. Remind preschoolers about the special ceremony God made to show Abraham He would keep His covenant. God sent a smoking fire pot and a flaming torch to pass between the animals. God showed that keeping the covenant was His job, not Abraham's job.

- countdown video (optional)
- Allergy Alert printable
- snack food
- paper cups and napkins

## Transition

When a child finishes his snack, guide him to throw away any trash. He may select a book or puzzle to examine, play quietly with play dough or a favorite toy, or color the Bible story coloring page.

Offer the journal page and invite preschoolers to draw a picture of their family. Remind children that **God promised to bless Abraham**. God said Abraham would have many children and grandchildren and great-grandchildren. Jesus would come from Abraham's family. Jesus blesses all the people on earth because He saves people from their sin.

**SAY** • God, thank You for Jesus! Thank You for sending Jesus from His home in heaven to come to earth as part of Abraham's family. Thank You for making a way to rescue sinners like us. Help us to follow You in all that we do.

If parents are picking up their children at this time, tell them something that their child enjoyed doing or did well during the session. Distribute the preschool big picture cards for families.

- Journal Page printable, 1 per child
- Bible Story Coloring Page
- books and puzzles
- crayons
- *Big Picture Cards for Families: Babies, Toddlers, and Preschool*