


THE GOSPEL


GOD'S PLAN for PRESCHOOLERS

While preschoolers might not be ready to respond to the gospel, use this guide to help little minds begin to grasp big truths about Jesus and the kingdom of God.




GOD IS KING.

Ask: "Who is in charge at home? Who is in charge over the whole world?" Explain that God made everything! He is King over everything, and He is in charge.




WE SINNED.

Ask: "Have you ever done something wrong?" Tell preschoolers that everyone sins, or disobeys God. Our sin makes God sad.



GOD SENT JESUS.

Explain that God must punish sin. He loves us and He sent His Son, Jesus, to earth. Jesus came to take away the punishment for sin.



JESUS LOVES.

Ask: "Do you like presents?" Explain that Jesus gives us the best present. He never did anything wrong, but He was punished in our place. Jesus wants to take away our sin because He loves us.

Pray that God will save your preschoolers. As you faithfully teach the Bible, you are planting gospel seeds in children's hearts. Ask God to grow the preschoolers into children who love and trust in Jesus.

Bible Study at a Glance



Leader Bible Study

Familiarize yourself with the content and context of the Bible story and how it relates to God's plan of redemption.

Preparation

Pray for your preschoolers and contact families during the week. Gather and prepare session materials.

- Pray for your preschoolers
- Send a parent e-mail
- Print/download printables
- Assemble supplies
- Prepare videos

Large Group Leader

Communicate the day's Bible story and discover God's big story.


- Bible Story
- Giant Timeline
- Big Picture Question
- Key Passage
- Sing

Small Group Opening

Engage preschoolers and introduce the day's Bible story.

Say what?
Use the suggested "Say" dialogue to easily move between segments.

- Activity Page
- Opening Activities

 **Suggested times**
The times provided allow you to complete the session plan in an hour and fifteen minutes. Lengthen or shorten the session as needed.

different words will worship Him together.

Snack

Play the countdown video to signal the end of activities. Guide preschoolers to clean their areas. Take a restroom break and wash hands. Gather preschoolers for snack time. Thank God for the snack.

Serve crackers and cheese spread for snack. Encourage preschoolers to construct a tower by layering crackers and cheese spread. Remind preschoolers how God mixed up the words of the people and spread them all over the earth. One day, Jesus will bring His people back together. People from every group and who use different words will worship Him together.

- countdown video (optional)
- Allergy Alert download
- snack food
- paper cups and napkins

Transition

When a child finishes her snack, guide her to throw away any trash. She may select a book or puzzle to examine, play quietly with play dough or a favorite toy, or color the Bible story coloring page.

Offer the journal page and invite preschoolers to draw a picture of a tower. Remind children that **God created people to give Him glory**. Our job is to show the world how awesome God is! One day all people from every group and language will worship Jesus together.

SAY • God, You created us to make You famous! Forgive us when we try to make ourselves famous instead. Cause us to show the world how great You are. Amen!

If parents are picking up their children at this time, tell them something that their child enjoyed doing. Distribute the preschool big picture cards for families.

- Journal Page printable, 1 per child
- Bible Story Coloring Page
- books and puzzles
- crayons
- *Big Picture Cards for Families: Babies, Toddlers, and Preschool*

Unit 2: God the Covenant-Maker

Unit Description:

God entered a covenant relationship with Abraham and all of his descendants to continue His plan of redemption. It is through this family, the nation of Israel, that God would bless the entire world by bringing forth the Messiah, Jesus.

Unit Key Passage:

Romans 4:3

Big Picture Question:

What did God promise? God promised to bless His people.



Unit 2: God the Covenant-Maker

Session 1:

Bible Story:

God's Covenant with Abraham

Bible Passage:

Genesis 12:1-3; 15:1-21; 17:1-9

Main Point:

God promised to bless Abraham.

Session 2:

Bible Story:

God Tested Abraham

Bible Passage:

Genesis 22:1-19

Main Point:

Abraham trusted God.

Session 3:

Bible Story:

The Promise Reaffirmed

Bible Passage:

Genesis 25:19-26; 26:1-6; 28:10-22

Main Point:

God reminded Abraham's family about His promises.

God's Covenant with Abraham

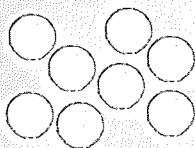
BIBLE PASSAGE: Genesis 12:1-3; 15:1-21; 17:1-9

MAIN POINT: God promised to bless Abraham.

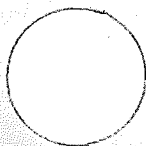
UNIT KEY PASSAGE: Romans 4:3

BIG PICTURE QUESTION: What did God promise? God promised to bless His people.

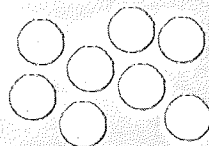
SMALL GROUP OPENING
(15-20 MINUTES)
PAGE 84



LARGE BIBLE STUDY
(10-15 MINUTES)
PAGE 86



SMALL GROUP ACTIVITIES
(20-25 MINUTES)
PAGE 88



Leader BIBLE STUDY

God is a covenant-making God. After the great flood, God made a covenant with Noah and his family and all the living creatures. God promised to never again flood the entire earth. He put a rainbow in the sky to confirm His covenant. (See Gen. 9:8-17.) God's covenant with Noah was unconditional; it did not depend on Noah in any way.

Years passed, and Noah's family grew. His son Shem had a family. Shem's seventh-great grandson was named Abram. (See Gen. 11:10-26.) Abram traveled toward the land of Canaan with his wife, Sarai; his father, Terah; and his nephew, Lot. But they stopped in Haran and settled there.

Snack

Play the countdown video to signal the end of activities. Guide preschoolers to clean their areas. Take a restroom break and wash hands. Gather preschoolers for snack time. Thank God for the snack.

Serve animal crackers for snack. Remind preschoolers about the special ceremony God made to show Abraham He would keep His covenant. God sent a smoking fire pot and a flaming torch to pass between the animals. God showed that keeping the covenant was His job, not Abraham's job.

- countdown video (optional)
- Allergy Alert printable
- snack food
- paper cups and napkins

Transition

When a child finishes his snack, guide him to throw away any trash. He may select a book or puzzle to examine, play quietly with play dough or a favorite toy, or color the Bible story coloring page.

Offer the journal page and invite preschoolers to draw a picture of their family. Remind children that **God promised to bless Abraham**. God said Abraham would have many children and grandchildren and great-grandchildren. Jesus would come from Abraham's family. Jesus blesses all the people on earth because He saves people from their sin.

SAY • God, thank You for Jesus! Thank You for sending Jesus from His home in heaven to come to earth as part of Abraham's family. Thank You for making a way to rescue sinners like us. Help us to follow You in all that we do.

If parents are picking up their children at this time, tell them something that their child enjoyed doing or did well during the session. Distribute the preschool big picture cards for families.

- Journal Page printable, 1 per child
- Bible Story Coloring Page
- books and puzzles
- crayons
- *Big Picture Cards for Families: Babies, Toddlers, and Preschool*

God Tested Abraham

BIBLE PASSAGE: Genesis 22:1-19

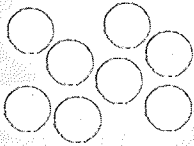
MAIN POINT: Abraham trusted God.

UNIT KEY PASSAGE: Romans 4:3

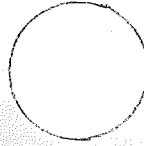
BIG PICTURE QUESTION: What did God promise? God promised to bless His people.

2

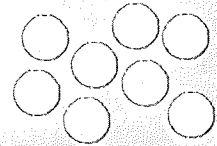
SMALL GROUP OPENING
(15–20 MINUTES)
PAGE 96



LARGE BIBLE STUDY
(10–15 MINUTES)
PAGE 98



SMALL GROUP ACTIVITIES
(20–25 MINUTES)
PAGE 100



Leader BIBLE STUDY

When Abraham was well over 100 years old, he received another message from God. It was a test, actually. God instructed Abraham to take his son Isaac, the son of promise, and sacrifice him on a mountain God would tell him about. Abraham had waited so many years for this child!

But Abraham obeyed. He got up early the next day and left for his trip. Not waiting around to see if God would change His mind, he saddled the donkey, took the wood, two servants, and his son, and left on the journey as God commanded.

As Isaac walked with his father, he noticed something was missing. They had the wood and the fire, but “Where is the lamb?” Isaac asked. Abraham answered that God Himself would provide. And God did indeed.

By this point, Abraham had supreme faith that God was able to do anything. Hebrews 11:17-19 gives us a peek inside Abraham’s mind: “He considered God to be able even to raise someone from the dead.”

God provided a ram for the burnt offering in place of Isaac, who was spared. After what we might imagine was quite a worship service, Abraham and Isaac returned home.

In the New Testament, God brings through John the Baptist the final answer to Isaac’s inquiry, “Where is the lamb?” “Here is the Lamb of God who takes away the sin of the world!” (John 1:29). God provided a ram for Abraham, but for all of humanity He has provided His Son, Jesus Christ, the ultimate sacrifice for sin.



MINISTRY GRID
training made simple

Additional resources for each session are available at gospelproject.com. For free training and session-by-session help, visit www.ministrygrid.com/web/thegospelproject.

The BIBLE STORY

God Tested Abraham

Genesis 22:1-19

God had promised Abraham and Sarah that they would have more descendants than anybody could count—as many as the stars in the sky! But they didn't have any children! Abraham and Sarah were very old when God gave them a son. They named him Isaac. All of the people on earth would be blessed because of Abraham and Sarah's family. So their son Isaac was very, very special.

Later God tested Abraham to show that God was really more important to Abraham than anything or anyone else. God told Abraham to do something that sounded strange. **God told Abraham to take Isaac to a special mountain and offer him to God.**

Long ago, in Bible times, people gave offerings to God to show they loved Him, to thank Him for something, or to say to God "I'm sorry; please forgive me." These offerings were called sacrifices. When the offering was an animal, the animal was killed when it was sacrificed. People offered God the best animal from their flocks. This time, though, God didn't ask for an animal. He told Abraham to give Isaac as a sacrifice.

Abraham loved Isaac very much. **God had promised that Isaac would have a family.** How could that happen if Abraham gave Isaac as a sacrifice?

Abraham believed that God would make things turn out right. He **did not know how God would do it, but Abraham believed God would keep His promise about Isaac. So Abraham obeyed.**

Early in the morning, **Abraham, Isaac, and two helpers took a donkey and the supplies they needed.** They walked


for three days until they came to the place God had told Abraham about. Then Abraham and Isaac went by themselves up the mountain.

“Where is the lamb to sacrifice to God?” asked Isaac. Abraham said, “God will give us a lamb to sacrifice.” Abraham built the altar and got ready to offer Isaac to God.

A voice called to them from heaven and said, “Abraham, I see that you were willing to do what I said. You do not have to offer your son Isaac.” Abraham looked up and saw a fine sheep caught in the bushes. God had sent a lamb to sacrifice instead of Isaac. God, Abraham, and Isaac could see that Abraham loved God most of all.

God said to Abraham, “You will have as many descendants as the stars in the sky and the sand on the seashore. All the world will be blessed.”

Christ Connection: Abraham trusted God. He was willing to give up his son Isaac when God asked him to. Isaac didn't have to die because God provided a ram instead. God was willing to give up His Son, Jesus, to save the world from sin. We don't have to die for our sin because Jesus died instead.



**WANT TO
DISCOVER
GOD'S WORD?
GET MORE!**

Invite preschoolers to check out this week's devotionals to discover that just as God provided a ram as a substitute for Isaac, He provided His Son, Jesus, to be the perfect sacrifice for sin. (1 John 2:12) Order in bulk, subscribe quarterly, or purchase individually. For more information, check out www.lifeway.com/devotionals.

Small Group OPENING

SESSION TITLE: God Tested Abraham

BIBLE PASSAGE: Genesis 22:1-19

MAIN POINT: Abraham trusted God.

KEY PASSAGE: Romans 4:3

BIG PICTURE QUESTION: What did God promise? God promised to bless His people.

Welcome time

- “My God Is Real” song
- offering basket
- Allergy Alert printable
- favorite toys

Play the unit theme song in the background as you greet preschoolers and follow your church’s security procedures. Set an offering basket near the door to collect at an appropriate time. Post an allergy alert, if necessary. Set out a few favorite toys, such as puzzles and blocks.

Activity page

- “Find the Sheep” activity page, 1 per child
- pencils or markers

Guide preschoolers to find the sheep in the picture. Point them to the legend so they may easily identify the sheep.

SAY • Long ago, in Bible times, people gave offerings to God to show they loved Him, to thank Him for something, or to say to God “I’m sorry; please forgive me.” These offerings were called *sacrifices*. In our Bible story, Abraham and his son Isaac offered a sheep as a very special sacrifice to God. Let’s find out what made this sacrifice so special.



LOW PREP

Tip: An adult leader may be the guide for younger preschoolers.

Take a journey

Invite children on a pretend journey. Form a single-file line. The first child in line is the guide. When you call out an obstacle, the guide pretends to navigate the obstacle. All the children behind must follow his action. When you say

“new guide,” the child in front moves to the back of the line and the child in front is the new guide. Suggested obstacles include mud, strong wind, snow, rain, a tunnel, a river, a stream, a field of tall grass, and a tall mountain.

SAY • In today’s Bible story, Abraham and his son Isaac took a three day journey to a special mountain. God asked Abraham to do something very hard on that mountain. We will hear what God asked Abraham to do in today’s Bible story.

Old man masks

Before the session, gather a paper plate for each child and cut the center out of each. Distribute the paper plate rings to preschoolers. Guide preschoolers to glue cotton balls onto one side of the paper plate. Make a handle for the mask by attaching a craft stick to the back of the ring.

Demonstrate how to hold the craft stick so the paper plate circles the preschooler’s face creating a “mask.”

SAY • God promised Abraham he would have many descendants, but he did not have any children. Abraham was an old man and his wife was an old woman. How could they have a baby? God kept His promise and gave them a son in their old age, but then God asked Abraham to do something with his son that sounded strange.

- paper plates
- scissors
- cotton balls
- craft sticks
- glue
- tape

Transition to Bible study

To gain the attention of all the preschoolers to move them to Bible study, show the countdown video, flip off the lights, or clap a simple rhythm for the children to copy.

Invite preschoolers to move to Bible study by walking like old men and women.

- countdown video
(optional)

Large Group LEADER

SESSION TITLE: God Tested Abraham

BIBLE PASSAGE: Genesis 22:1-19

MAIN POINT: Abraham trusted God.

KEY PASSAGE: Romans 4:3

BIG PICTURE QUESTION: What did God promise? God promised to bless His people.

Introduce the Bible story

• baby doll

Hold a baby doll. Ask preschoolers if any of them have a real baby in their house. Allow them to talk about babies.

SAY • Last time we learned that God promised to give Abraham and Sarah a baby, and He did! In today's story, God tells Abraham to do something very strange with his son Isaac, when he got older.

Watch or tell the Bible story

• Bible
• "God Tested Abraham"
video
• Bible Story Picture
Poster

Open your Bible to Genesis 22.

SAY • Is there any book more important than the Bible? No, the Bible is most important because it has God's words in it. The stories in the Bible really happened. Today's Bible story comes from Genesis, the first book in the Bible.

Show the Bible story video "God Tested Abraham" or tell the Bible story in your own words using the script provided. Use the bolded version for younger preschoolers.

Talk about the Bible story

• Main Point Poster
• Giant Timeline or
Big Story Circle

SAY • Abraham must have been sad when God asked him to give his son as an offering, but **Abraham trusted God**. Abraham knew God would keep the covenant

He made with him. Abraham obeyed God.

Point to the giant timeline or big story circle as you ask the following review questions:

1. Who was Abraham's very special son? (*Isaac*)
2. Did Abraham know why God wanted him to offer Isaac? (*no*)
3. Did Abraham believe God would keep His promise about Isaac no matter what? (*yes*)
4. What did God provide as a sacrifice? (*a sheep*)

Learn the big picture question

SAY • Our big picture question is, *What did God promise? God promised to bless His people.* God's promise to bless Abraham was also a promise to bless all God's people. Abraham was willing to give up his son because he believed God's promise. God gave up His Son, Jesus, to save the world from sin. We don't have to die for our sin because Jesus died instead. What a blessing!

• Big Picture Question Poster

Practice the key passage

Open your Bible to Romans 4:3. Read the key passage aloud several times. Sing the key passage song together.

SAY • When God made His covenant with Abraham, God showed that keeping the covenant was His job, not Abraham's job. God always keeps His promises. **Abraham trusted God.** Abraham believed God even when he didn't understand what God was doing.

• Key Passage Poster
• "Abraham" song

Transition to small groups

Small Group ACTIVITIES

SESSION TITLE: God Tested Abraham

BIBLE PASSAGE: Genesis 22:1-19

MAIN POINT: Abraham trusted God.

KEY PASSAGE: Romans 4:3

BIG PICTURE QUESTION: What did God promise? God promised to bless His people.

Play with sand

- plastic tub
- plastic tablecloth
- sand
- sand toys

Place a plastic tub on a table covered with a plastic tablecloth. Fill the tub with a couple inches of play sand. Provide sand toys such as plastic rakes, shovels, and sifters. Consider hiding items in the sand for preschoolers to uncover.

SAY • How many grains of sand do you think are in this tub? We could never count each grain of sand. God told Abraham he would have as many descendants as sand on the seashore! That is a lot! **Abraham trusted God** to keep His promise.

Play “Where is the lamb?”

Play this version of “hot and cold.” Select one child to be *It*. She should close her eyes while you hide a toy sheep somewhere in the room, while the rest of the group watches. She opens her eyes, and you ask, “Where is the lamb?” She searches for the toy sheep while the rest of the group gives verbal clues. If she is not at all close to the sheep, the group shouts out, “Cold!” As she gets closer to the sheep, the group says, “Getting warmer!” When she is very close to the sheep, the group says “Hot!” Once she finds the sheep, play again with another child as *It*. If a toy



- toy sheep
- “Sheep” printable (optional)

sheep is not available, use the “Sheep” printable.

SAY • Isaac asked his father, “Where is the lamb to sacrifice to God?” Abraham told him that God would give them the lamb to sacrifice, and God did. **Abraham trusted God**, and God provided a sheep to offer instead of Isaac. Later on, God would provide another sacrifice—His Son, Jesus. We don’t have to die for our sin because Jesus died instead.

Craft star scenes

Provide a sheet of dark colored construction paper and star stickers for each preschooler. Encourage preschoolers to place the star stickers on their paper. Write *Abraham trusted God* or the key passage on each child’s paper with a white crayon.

- dark colored construction paper
- star stickers
- white crayon

SAY • God promised Abraham would have as many descendants as there are stars in the sky. When God asked Abraham to offer Isaac, **Abraham trusted God**. Isaac didn’t have to die after all, and God provided a sheep instead. God was willing to give up His Son, Jesus, to save the world from sin. We don’t have to die for our sin because Jesus died instead.

Play “this instead of that”

Gather an assortment of items in a large basket. Form a circle. Place one item from the basket in the center of the circle. Invite preschoolers one at a time to take the item from the middle, place it in the basket, and replace it in the middle with another item in the basket. When a preschooler places her item in the middle, guide her to say “[*item’s name*] instead.”

SAY • God provided a sheep for Abraham to offer to God



- assortment of items
- large basket

instead of Isaac. **Abraham trusted God.** He was willing to give up his son Isaac when God asked him to. Isaac didn't have to die because God provided a sheep instead. God was willing to give up His Son, Jesus, to save the world from sin. We don't have to die for our sin because Jesus died instead



•blindfolds

Walk through an obstacle course

Set up a simple and safe obstacle course using items available in the room. Group preschoolers in pairs. Blindfold one preschooler and encourage her partner to walk her through the obstacle course. Preschoolers who do not wish to be blindfolded may close their eyes. Repeat until each child has walked through the obstacle course blindfolded.

SAY • You could not see where you were going, so you had to trust your friend to lead you through the obstacle course. Abraham did not understand why God would ask him to offer Isaac, but **Abraham trusted God.** He did what God said to do, and God provided a sheep to offer instead of Isaac. Later, God gave His Son, Jesus, to save the world from sin.

Snack

Play the countdown video to signal the end of activities. Guide preschoolers to clean their areas. Take a restroom break and wash hands. Gather preschoolers for snack time. Thank God for the snack.

Tell preschoolers that you will serve crackers for snack. Just before handing out crackers, give preschoolers cookies instead. Point out that you provided cookies instead of crackers for snack. Remind kids how God provided a sheep for Abraham to offer as a sacrifice instead of Isaac. Most important, God provided His Son, Jesus. We don't have to die for our sin because Jesus died instead.

Transition

When a child finishes his snack, guide him to throw away any trash. He may select a book or puzzle to examine, play quietly with play dough or a favorite toy, or color the Bible story coloring page.

Offer the journal page and invite preschoolers to draw a picture of a sheep. Remind them that **Abraham trusted God**. He did not understand what God was doing, but he believed God would keep His promise.

SAY • God, help us to love You more than anything and to trust You like Abraham. When we don't, remind us that You still love us and that You sent Jesus to die for our sin instead of us. Thank You for giving us a Savior. Amen.

If parents are picking up their children at this time, tell them something that their child enjoyed doing or did well during the session. Distribute the preschool big picture cards for families.

- countdown video (optional)
- Allergy Alert printable
- snack food
- paper cups and napkins

- Journal Page printable, 1 per child
- Bible Story Coloring Page
- books and puzzles
- crayons
- *Big Picture Cards for Families: Babies, Toddlers, and Preschool*