


# THE GOSPEL


## GOD'S PLAN for PRESCHOOLERS

While preschoolers might not be ready to respond to the gospel, use this guide to help little minds begin to grasp big truths about Jesus and the kingdom of God.




### **GOD IS KING.**

Ask: "Who is in charge at home? Who is in charge over the whole world?" Explain that God made everything! He is King over everything, and He is in charge.




### **WE SINNED.**

Ask: "Have you ever done something wrong?" Tell preschoolers that everyone sins, or disobeys God. Our sin makes God sad.



### **GOD SENT JESUS.**

Explain that God must punish sin. He loves us and He sent His Son, Jesus, to earth. Jesus came to take away the punishment for sin.



### **JESUS LOVES.**

Ask: "Do you like presents?" Explain that Jesus gives us the best present. He never did anything wrong, but He was punished in our place. Jesus wants to take away our sin because He loves us.

*Pray that God will save your preschoolers. As you faithfully teach the Bible, you are planting gospel seeds in children's hearts. Ask God to grow the preschoolers into children who love and trust in Jesus.*

# Bible Study at a Glance



**Leader Bible Study**

Familiarize yourself with the content and context of the Bible story and how it relates to God's plan of redemption.

**Preparation**

Pray for your preschoolers and contact families during the week. Gather and prepare session materials.

- Pray for your preschoolers
- Send a parent e-mail
- Print/download printables
- Assemble supplies
- Prepare videos

**Small Group Opening**

Engage preschoolers and introduce the day's Bible story.

Activity Page


Opening Activities

**Say what?**  
Use the suggested "Say" dialogue to easily move between segments.

**Large Group Leader**

Communicate the day's Bible story and discover God's big story.

- Bible Story
- Giant Timeline
- Big Picture Question
- Key Passage
- Sing

 **Suggested times**  
The times provided allow you to complete the session plan in an hour and fifteen minutes. Lengthen or shorten the session as needed.

different words will worship Him together.

## Snack

Play the countdown video to signal the end of activities. Guide preschoolers to clean their areas. Take a restroom break and wash hands. Gather preschoolers for snack time. Thank God for the snack.

Serve crackers and cheese spread for snack. Encourage preschoolers to construct a tower by layering crackers and cheese spread. Remind preschoolers how God mixed up the words of the people and spread them all over the earth. One day, Jesus will bring His people back together. People from every group and who use different words will worship Him together.

- countdown video (optional)
- Allergy Alert download
- snack food
- paper cups and napkins

## Transition

When a child finishes her snack, guide her to throw away any trash. She may select a book or puzzle to examine, play quietly with play dough or a favorite toy, or color the Bible story coloring page.

Offer the journal page and invite preschoolers to draw a picture of a tower. Remind children that **God created people to give Him glory**. Our job is to show the world how awesome God is! One day all people from every group and language will worship Jesus together.

**SAY** • God, You created us to make You famous! Forgive us when we try to make ourselves famous instead. Cause us to show the world how great You are. Amen!

If parents are picking up their children at this time, tell them something that their child enjoyed doing. Distribute the preschool big picture cards for families.

- Journal Page printable, 1 per child
- Bible Story Coloring Page
- books and puzzles
- crayons
- *Big Picture Cards for Families: Babies, Toddlers, and Preschool*

## Unit 2: God the Covenant-Maker

### Unit Description:

God entered a covenant relationship with Abraham and all of his descendants to continue His plan of redemption. It is through this family, the nation of Israel, that God would bless the entire world by bringing forth the Messiah, Jesus.

### Unit Key Passage:

Romans 4:3

### Big Picture Question:

What did God promise? God promised to bless His people.



# Unit 2: God the Covenant-Maker

## Session 1:

**Bible Story:**

God's Covenant with Abraham

**Bible Passage:**

*Genesis 12:1-3; 15:1-21; 17:1-9*

**Main Point:**

God promised to bless Abraham.

## Session 2:

**Bible Story:**

God Tested Abraham

**Bible Passage:**

*Genesis 22:1-19*

**Main Point:**

Abraham trusted God.

## Session 3:

**Bible Story:**

The Promise Reaffirmed

**Bible Passage:**

*Genesis 25:19-26; 26:1-6; 28:10-22*

**Main Point:**

God reminded Abraham's family about His promises.

## God's Covenant with Abraham

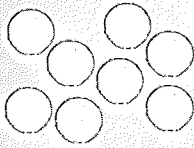
**BIBLE PASSAGE:** Genesis 12:1-3; 15:1-21; 17:1-9

**MAIN POINT:** God promised to bless Abraham.

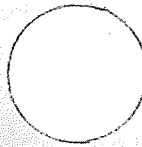
**UNIT KEY PASSAGE:** Romans 4:3

**BIG PICTURE QUESTION:** What did God promise? God promised to bless His people.

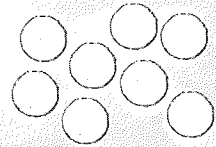
**SMALL GROUP OPENING**  
(15–20 MINUTES)  
**PAGE 84**



**LARGE BIBLE STUDY**  
(10–15 MINUTES)  
**PAGE 86**



**SMALL GROUP ACTIVITIES**  
(20–25 MINUTES)  
**PAGE 88**



### Leader BIBLE STUDY

God is a covenant-making God. After the great flood, God made a covenant with Noah and his family and all the living creatures. God promised to never again flood the entire earth. He put a rainbow in the sky to confirm His covenant. (See Gen. 9:8-17.) God's covenant with Noah was unconditional; it did not depend on Noah in any way.

Years passed, and Noah's family grew. His son Shem had a family. Shem's seventh-great grandson was named Abram. (See Gen. 11:10-26.) Abram traveled toward the land of Canaan with his wife, Sarai; his father, Terah; and his nephew, Lot. But they stopped in Haran and settled there.

## Snack

Play the countdown video to signal the end of activities. Guide preschoolers to clean their areas. Take a restroom break and wash hands. Gather preschoolers for snack time. Thank God for the snack.

Tell preschoolers that you will serve crackers for snack. Just before handing out crackers, give preschoolers cookies instead. Point out that you provided cookies instead of crackers for snack. Remind kids how God provided a sheep for Abraham to offer as a sacrifice instead of Isaac. Most important, God provided His Son, Jesus. We don't have to die for our sin because Jesus died instead.

- countdown video (optional)
- Allergy Alert printable
- snack food
- paper cups and napkins

## Transition

When a child finishes his snack, guide him to throw away any trash. He may select a book or puzzle to examine, play quietly with play dough or a favorite toy, or color the Bible story coloring page.

Offer the journal page and invite preschoolers to draw a picture of a sheep. Remind them that **Abraham trusted God**. He did not understand what God was doing, but he believed God would keep His promise.

**SAY** • God, help us to love You more than anything and to trust You like Abraham. When we don't, remind us that You still love us and that You sent Jesus to die for our sin instead of us. Thank You for giving us a Savior. Amen.

If parents are picking up their children at this time, tell them something that their child enjoyed doing or did well during the session. Distribute the preschool big picture cards for families.

- Journal Page printable, 1 per child
- Bible Story Coloring Page
- books and puzzles
- crayons
- *Big Picture Cards for Families: Babies, Toddlers, and Preschool*

## The Promise Reaffirmed

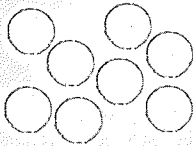
**BIBLE PASSAGE:** Genesis 25:19-26; 26:1-6; 28:10-22

**MAIN POINT:** God reminded Abraham's family about His promises.

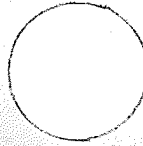
**UNIT KEY PASSAGE:** Romans 4:3

**BIG PICTURE QUESTION:** What did God promise? God promised to bless His people.

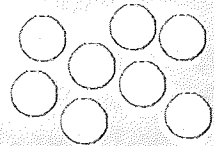
**SMALL GROUP OPENING**  
(15-20 MINUTES)  
PAGE 108



**LARGE BIBLE STUDY**  
(10-15 MINUTES)  
PAGE 110



**SMALL GROUP ACTIVITIES**  
(20-25 MINUTES)  
PAGE 112



### Leader BIBLE STUDY

In His covenant with Abraham, God promised land, descendants, and a blessing to all the nations of the earth. (Gen. 22:17-18) God reaffirmed the promise to Abraham's son Isaac and to his grandson Jacob. (Gen. 26:3-4; 28:13-14)

God had a plan for Abraham and his family all along. When Isaac's wife, Rebekah, became pregnant with twins, the babies struggled with each other inside her. God explained their future. The older son (Esau) would serve the younger (Jacob). Their families would separate and become two nations, one stronger than the other.



These things came true. Esau and Jacob did not get along. Jacob tricked his father and brother to steal the blessing that usually went to the oldest son. To escape his brother's anger, Jacob fled to his uncle's house.

On the way, God spoke to Jacob in a dream. Jacob saw a stairway to heaven, and he saw God there. God repeated the promise to Jacob. He promised to be with Jacob.

Jacob would become the father of a nation. He would have 12 sons, and they would be the leaders of the twelve tribes of Israel. Through the nation of Israel, God would keep His promise to Abraham, Isaac, and Jacob by sending His Son, Jesus, to be the Savior of the world.

Remind the preschoolers of the tower of Babel. People tried (and failed) to build a tall tower with its top in the heavens. Explain that, like the stairway in Jacob's dream, Jesus bridges the gap between heaven and earth. (See John 1:51.) God the Son came down to earth as a baby, as Immanuel, "God with us." Jesus came into the world to save sinners. Sin separates people from God, but when people turn from their sin and trust in Jesus, Jesus brings them into God's family.



**MINISTRY GRID**  
training made simple

Additional resources for each session are available at [gospelproject.com](http://gospelproject.com). For free training and session-by-session help, visit [www.ministrygrid.com/web/thegospelproject](http://www.ministrygrid.com/web/thegospelproject).

# The BIBLE STORY

## The Promise Reaffirmed

*Genesis 25:19-26; 26:1-6; 28:10-22*

God had a wonderful plan. **God chose Abraham and his family to be a special family that would bless the whole world.** God told Abraham about His plan.

God promised that Abraham would have so many descendants—children, grandchildren, and great-grandchildren—that nobody could count them all. They would become a great nation. A nation of people needs land to live on, so God promised that the land Abraham moved to would belong to his descendants. And God promised that people everywhere in the world would know Abraham's name and be blessed because of him.

**Abraham probably told his son Isaac and his grandson Jacob what God promised their family. But God Himself told Isaac and Jacob these promises too. God made the same promises to Isaac and Jacob.** They did not have to guess what God would do.


**God spoke to Isaac during a time when there was no rain and food did not grow. God told Isaac not to move his tents and family to look for food in another place because the land where they were living would belong to his descendants someday.** God had promised that same land to Isaac's father, Abraham. God said that Isaac would have as many descendants as there are stars in the sky. And people all over the world would be blessed by Isaac's descendants.

**God also made the promises to Isaac's son Jacob. Jacob was running away from home** because he had tricked his brother Esau, and Esau was very angry with him. **When night came, Jacob lay down on the ground. He**

used a rock for a pillow. Jacob fell asleep and dreamed of a giant stairway reaching from earth to heaven. Angels moved up and down the stairway. Jacob saw God standing there, and God promised Jacob the same things that He promised Abraham and Isaac. God promised to be with Jacob. "I am with you and will watch over you wherever you go," He said.

Early the next morning, Jacob set up the stone that was near his head to remember where God had spoken to him. He poured oil on top of it and named the place Bethel. Jacob said, "If God will be with me and watch over me on this journey, then the Lord will be my God."

*Christ Connection: God had a very good plan for Abraham and his family. The plan was for Abraham's children, grandchildren, and great-grandchildren, too! Many years later, a baby boy named Jesus was born into Abraham's family. Jesus was God's plan to save people from sin and fix their relationship with God.*



**WANT TO  
DISCOVER  
GOD'S WORD?  
GET MORE!**

Invite preschoolers to check out this week's devotionals to discover God's promise to be with Jacob wherever he went. (Gen. 28:15) Order in bulk, or purchase individually. For more information, check out [www.lifeway.com/devotionals](http://www.lifeway.com/devotionals).

# Small Group OPENING

**SESSION TITLE:** The Promise Reaffirmed

**BIBLE PASSAGE:** Genesis 25:19-26; 26:1-6; 28:10-22

**MAIN POINT:** God reminded Abraham's family about His promises.

**KEY PASSAGE:** Romans 4:3

**BIG PICTURE QUESTION:** What did God promise? God promised to bless His people.

---

## Welcome time

- "My God Is Real" song
- offering basket
- Allergy Alert printable
- favorite toys

Play the unit theme song in the background as you greet preschoolers and follow your church's security procedures. Set an offering basket near the door to collect at an appropriate time. Post an allergy alert, if necessary. Set out a few favorite toys, such as puzzles and blocks.

## Activity page

- "Family Portrait" activity page, 1 per kid
- pencils or markers

Guide preschoolers to draw their family inside the frame on the Activity Page. Encourage them to include extended family members. Ask them to share who each person is.

**SAY** • God is kind to give us families. In our Bible story today, we will hear about Abraham's son and grandson.

## Play a counting game

Guide preschoolers to take turns rolling a numbered cube. Aid preschoolers in counting the number of dots on the face of the cube. Then assist them in counting out that same number of counting items to place in front of them. Continue play as time allows. Challenge older preschoolers to count how many items they collected throughout the course of the game.



- numbered cube
- counting items (beans, corn kernels, buttons, crayons, etc)

**SAY** • You all are good counters! Does anyone remember what God told Abraham about the number of people that would be in his family? God said they would be as many as there are stars in the sky and sand on the seashore. No one can count that many! In today's Bible story, we will hear how God shared His plan with some of Abraham's family members.

## Make a pillow

Before the session, fold a piece of 9-by-12-inch felt in half width-wise and use a hole punch to punch a few holes along the unfolded edges. Be careful to make sure the holes align when the felt is folded. Pre-cut yarn into 2-foot lengths. Provide a piece of felt and yarn for each preschooler. Guide preschoolers to fold the felt and thread the yarn through the holes to "sew" the pillow together. Leave one side open and assist preschoolers in stuffing their pillows with batting or fabric scraps. Guide preschoolers to "sew" the remaining side. Tie off loose yarn to the felt.

**SAY** • Your pillows are so soft and cozy. In today's Bible story, one of Abraham's family members had an amazing dream while he was sleeping. Can you guess what he was using for a pillow when he had this dream? A rock! That's not soft and cozy! Let's find out who this family member of Abraham was and what made his dream so special.

- 9-by-12-inch felt pieces, 1 per child
- batting or fabric scraps
- yarn
- hole punch
- tape

Tip: Consider taping the ends of the yarn to help preschoolers as they lace.

## Transition to Bible study

To gain the attention of all the preschoolers to move them to Bible study, show the countdown video, flip off the lights, or clap a simple rhythm for the children to copy.

- countdown video (optional)

# Large Group LEADER

**SESSION TITLE:** The Promise Reaffirmed

**BIBLE PASSAGE:** Genesis 25:19-26; 26:1-6; 28:10-22

**MAIN POINT:** God reminded Abraham's family about His promises.

**KEY PASSAGE:** Romans 4:3

**BIG PICTURE QUESTION:** What did God promise? God promised to bless His people.

---

## Introduce the Bible story

**SAY** • Do you know your parents' names? What about your grandparents'? What about your great-grandparents'? In today's Bible story, we will hear how God made the same promise that He made to Abraham to Abraham's son Isaac and his grandson Jacob.

## Watch or tell the Bible story

Open your Bible to Genesis 25.

**SAY** • The Bible is the most important book in the entire world! The Bible has God's words in it. Everything in the Bible is true. Today's Bible story comes from Genesis, the first book in the Bible.

Show the Bible story video "The Promise Reaffirmed" or tell the Bible story in your own words using the script provided. Use the bolded version for younger preschoolers.

## Talk about the Bible story

**SAY** • **God reminded Abraham's family about His promises.** The covenant God made with Abraham was for Abraham's entire family. God spoke to Isaac and Jacob to tell them they were part of His plan too. Point to the giant timeline or big story circle as you ask the

- Bible
- "The Promise Reaffirmed" video
- Bible Story Picture Poster

- Main Point Poster
- Giant Timeline or Big Story Circle

following review questions:

1. Can we count Abraham's descendants? (*No, there are too many to count!*)
2. Why did God tell Isaac not to move his tents and family? (*the land would be his family's one day*)
3. What did Jacob see reaching from earth to heaven in his dream? (*a stairway*)
4. What did Jacob set up to remember what God had promised him? (*a stone*)

## Big picture question

**SAY** • Our big picture question is, *What did God promise? God promised to bless His people.* God's plan was to send Jesus through Abraham's family. Jesus is God's plan to save people from sin and fix their friendship with God. Those of us who trust in Jesus receive all God's blessings through Him!

• Big Picture Question Poster

## Key passage

Open your Bible to Romans 4:3. Read the key passage aloud several times. Sing the key passage song together.

**SAY** • God had a very good plan for Abraham and his family. The plan was also for all the people who would be part of Abraham's family. Abraham believed God and trusted His plan. Many years later, a baby boy named Jesus was born into Abraham's family. God kept His promise to bless all people through Abraham.

• Key Passage Poster  
• "Abraham" song

## Transition to small groups

# Small Group ACTIVITIES

**SESSION TITLE:** The Promise Reaffirmed

**BIBLE PASSAGE:** Genesis 25:19-26; 26:1-6; 28:10-22

**MAIN POINT:** God reminded Abraham's family about His promises.

**UNIT KEY PASSAGE:** Romans 4:3

**BIG PICTURE QUESTION:** What did God promise? God promised to bless His people.

---

## Play in a tent

Provide a tent and allow preschoolers to free play inside. If a tent is not available, make a tent using a bedsheet and a table or chairs. Place several Bibles inside the tent for preschoolers to examine.



- tent
- Bibles
- bedsheet (optional)

### **SAY • God reminded Abraham's family about His**

**promises.** God told Isaac not to move his tents and family to look for food in another place because the land where they were living would belong to his family someday. Isaac was Abraham's son. Many years later, a baby boy named Jesus was born into Abraham's family. Jesus is God's plan to save people from sin and fix their friendship with God.

## Guess names

Lead preschoolers to sit in a circle. Go around the circle and invite preschoolers say their name. As preschoolers share, write their first name on an index card. Next, mix up the cards and hold one up. See if the preschooler recognizes his or her name in print. Then read it aloud and give it to the preschooler. Continue until all names are passed out.

Collect the cards again. Mix up the name cards and place them in the center of the circle. Challenge preschoolers to



find their name card or a friend's name card.

**SAY** • God promised that people everywhere in the world would know Abraham's name and be blessed because of him. **God reminded Abraham's family about His promises.** God's plan was for Abraham's entire family. God's Son, Jesus, is a part of Abraham's family. Jesus was God's plan to save people from sin and fix their friendship with God.

## Pass a message

Lead preschoolers to sit in a circle. Whisper a short message to the preschooler closest to you. He will then whisper the message to the child beside him. Then she will whisper the message to the child beside her. Continue until the message has been passed around the circle. The last child to hear the message will say aloud what she heard. Play again starting at a different place in the circle.

**SAY** • Abraham probably told his son Isaac and his grandson Jacob what God promised their family, but **God reminded Abraham's family about His promises.** God made the same promises to Isaac and Jacob. They did not have to guess what God would do. We sometimes get messages mixed up, but God always has it right.

## Experiment with oil

Provide a clear, clean, sealable plastic bottle for each preschooler. Guide each preschooler to drop small rocks or pebbles inside her bottle. Use a funnel to pour a small amount of oil into each bottle. Next pour water into each bottle. Then add a few drops of food coloring. Close each



- clear, clean, sealable plastic bottles
- vegetable oil
- small rocks or pebbles
- water
- food coloring
- funnel
- duct tape

bottle using duct tape to seal it. Allow preschoolers to shake the bottles to distribute the food coloring.

**SAY** • Jacob set up a stone to remember where God had spoken to him. He poured oil on top of it and named the place Bethel. **God reminded Abraham's family about His promises.** Many years later Jesus was born into Abraham's family. Jesus is God's plan to save people from sin and fix their friendship with God.

### **Make missional placemats**

- construction paper
- clear contact plastic
- markers or crayons

Distribute a sheet of construction paper to each preschooler. Encourage preschoolers to use markers or crayons to decorate their paper. Write *Jesus is God's plan!* on each paper. Seal the decorated construction paper between two sheets of contact plastic. As a preschooler works, ask her whom her family could invite to their house for dinner.

**SAY** • **God reminded Abraham's family about His promises.** God told Isaac and Jacob about His plan. Now God has given us the job of telling people about His plan. Jesus is God's plan to save people from sin and fix their friendship with God. Ask your parents if your family can invite a friend or neighbor over for dinner. Let your special guest use the placemat you made so he or she can see that Jesus is God's plan!

## Snack

Play the countdown video to signal the end of activities. Guide preschoolers to clean their areas. Take a restroom break and wash hands. Gather preschoolers for snack time. Thank God for the snack.

Serve pretzels and marshmallows for snack.

Demonstrate how to form a stairway or ladder by using the marshmallows to connect the pretzels. Remind preschoolers how Jacob saw God at the top of the giant stairway in his dream. God promised Jacob the same things that He promised Abraham and Isaac. **God reminded Abraham's family about His promises.**

## Transition

When a child finishes his snack, guide him to throw away any trash. He may select a book or puzzle to examine, play quietly with play dough or a favorite toy, or color the Bible story coloring page.

Offer the journal page and invite preschoolers to draw a picture of Abraham, Isaac, and Jacob. Remind preschoolers that **God reminded Abraham's family about His promises.** God's promise is for us, too. Jesus was born into Abraham's family. Jesus was God's plan to save people from sin and fix their friendship with God.

**SAY** • God, thank You for being a good God who keeps His promises. Thank You for sending Jesus through Abraham's family. Help us to trust in Him. Amen!

If parents are picking up their children at this time, tell them something that their child enjoyed doing or did well during the session. Distribute the preschool big picture cards for families.

- countdown video (optional)
- Allergy Alert printable
- snack food
- paper cups and napkins

- Journal Page printable, 1 per child
- Bible Story Coloring Page
- books and puzzles
- crayons
- *Big Picture Cards for Families: Babies, Toddlers, and Preschool*