


THE GOSPEL


GOD'S PLAN for US

The gospel is the good news, the message about Christ, the kingdom of God, and salvation. Use these prompts to share the gospel with your kids.




GOD RULES.

Ask: "Who is in charge at home?" Explain that because God created everything, He is in charge of everything. Read Revelation 4:11.




WE SINNED.

Ask: "Have you ever done something wrong?" Tell kids that everyone sins, or disobeys God. Our sin separates us from God. Read Romans 3:23.




GOD PROVIDED.

Explain that God is holy and must punish sin. God sent His Son, Jesus, to take the punishment we deserve. Read John 3:16.



JESUS GIVES.

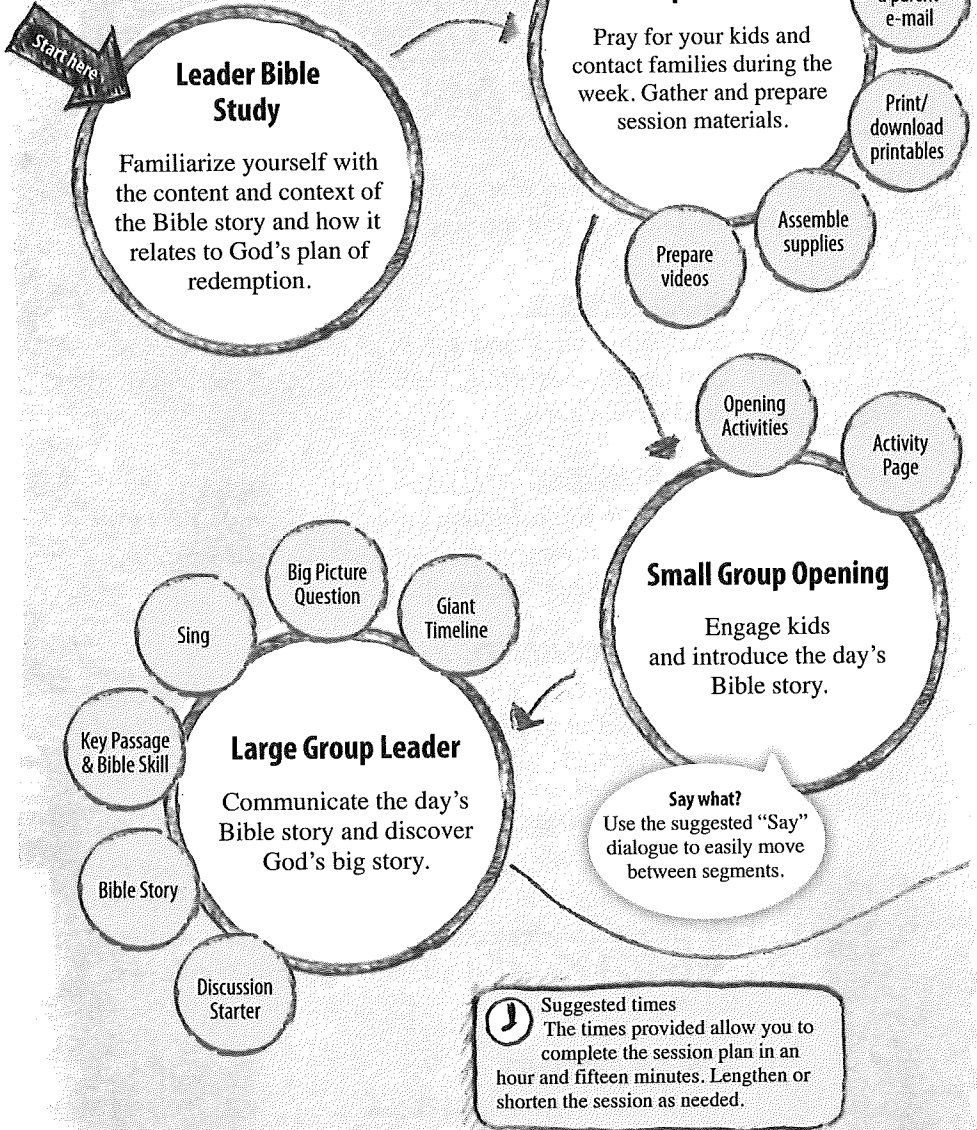
Ask: "What is the best gift you've ever received?" Say that Jesus took our punishment for sin by giving His life, and He gives us His righteousness. God sees us as if we lived the perfect life Jesus lived. This is the best gift ever! Read 2 Corinthians 5:21.



WE RESPOND.

Explain that everyone has a choice to make. Ask: "Will you trust Jesus as your Savior and Lord? You can turn from self and sin and turn to Jesus." Read Romans 10:9-10.

Bible Study at a Glance



Make it fit

Customize the session plan to fit the needs of your church or classroom.



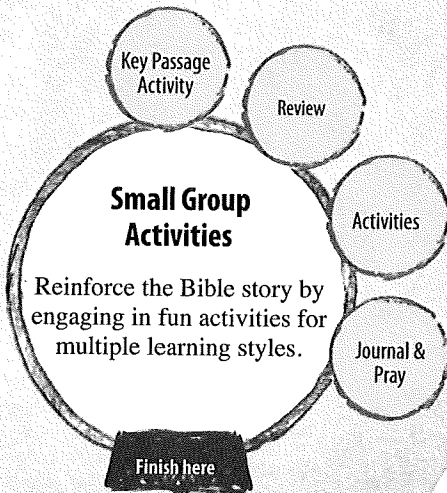
1 room

- 1) Use the Small Group Opening to welcome kids to Bible study. Kids may work the activity page and/or complete an activity together.
- 2) Transition to an area within your classroom that can be designated as the Large Group Bible story area. Watch the Bible story video or tell the Bible story. Incorporate any large group elements that fit your space and your time constraints.
- 3) Regroup to the small group area by using a countdown video, or gather around a table as you reinforce the Bible story's main point and Christ connection.



1 or more rooms

- 1) Use the Small Group Opening to welcome kids to Bible study. Kids may work the activity page and/or complete an activity together.
- 2) Use the countdown video or other transition signal as you move your small group to join the other small groups in the large group area. Watch the Bible story video or tell the Bible story. Incorporate any large group elements that fit your space and your time constraints.
- 3) Regroup to the small group rooms where you will reinforce what the kids learned from the Large Group Leader, review the key passage, and practice Bible skills.



Check out our tips and resources for an additional hour in the Worship Guide!

Unit 1: God the Creator

Unit Description:

In the beginning, God created everything for His glory. He made people in His image. When sin entered the world through Adam and Eve, God revealed His plan to bring people back to Himself through a descendant—His own Son.


Unit Key Passage:

1 Corinthians 8:6

Big Picture Questions:

Why did God create the world? God created the world and everything in it for His glory.

What is sin? Sin is breaking God's law, and sin separates people from God.



Unit 1: God the Creator

Session 1:

Bible Story:

God Created the World

Bible Passage:

Genesis 1:1-25

Main Point:

God created everything for His glory.

Session 2:

Bible Story:

God Created People

Bible Passage:

Genesis 1:26-2:25

Main Point:

God created people in His own image; God created them male and female.

Session 3:

Bible Story:

Sin Entered the World

Bible Passage:

Genesis 3:1-24

Main Point:

Adam and Eve's sin separated them from God.

Session 4:

Bible Story:

Cain and Abel

Bible Passage:

Genesis 4:1-16,25-26

Main Point:

Cain's sin separated him from God and people.

Session 5:

Bible Story:

Noah and the Ark

Bible Passage:

Genesis 6:5-9:17

Main Point:

God is holy, and He punishes sin.

Session 6:

Bible Story:

The Tower of Babel

Bible Passage:

Genesis 11:1-9

Main Point:

God created people to give glory to Him alone.

God Created the World

BIBLE PASSAGE: Genesis 1:1-25

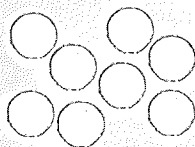
MAIN POINT: God created everything for His glory.

KEY PASSAGE: 1 Corinthians 8:6

BIG PICTURE QUESTION: Why did God create the world? God created the world and everything in it for His glory.

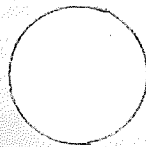
SMALL GROUP OPENING
(15–20 MINUTES)

PAGE 10



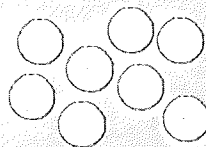
LARGE BIBLE STUDY
(25–30 MINUTES)

PAGE 12



SMALL GROUP LEADER
(25–30 MINUTES)

PAGE 14



Leader BIBLE STUDY

In the beginning, God created everything. God created the universe *ex nihilo*, or “out of nothing.” All of creation began with a word. When God spoke, it happened. Light, land, sky, stars, plants, and animals. God made them all, and they were good. Creation was perfect, just as God intended.

Every story in the Bible is a small piece of a much bigger story—God’s redemptive story. Sin would enter the world and affect everything, but God already knew. He already had a plan to show His grace to people through His Son (2 Tim. 1:9), to rescue and restore. In fact, the Bible says that God’s plan existed before He created the world. (Eph. 1:4-6)

worship God because of its beauty and detail. **God created everything for His glory.**

Journal and prayer (5 minutes)

Prepare a journal using a folder and the journal pages provided, or prepare a composition notebook for each child and allow them to glue their pages and other pertinent items inside. A journal activity will be provided each week. Distribute each child's journal and instruct the kids to draw a picture of God's creation that they enjoy. Writers can list things that they would like to praise God for creating.

SAY • God created many amazing things! Why do you think He did this? **God created everything for His glory.** Whenever something in creation brings us joy, we can thank God for it.

Make sure each child secures this week's sheet in the journal, and then collect them. Keep the journals in the classroom so they will be available every week or as often as you wish to use them.

If time remains, take prayer requests or allow kids to complete the coloring page provided with this session. Pray, thanking God for His wonderful creation. Pray for each child by name, asking God to open her eyes to the wonder and beauty of His creation so she will worship Him.

Make sure to give kids the big picture cards to take home to reinforce the Bible story with their families.

- Journal Page
- Bible Story Coloring Page
- crayons or markers
- *Big Picture Cards for Families: Kids*

God Created People

BIBLE PASSAGE: Genesis 1:26–2:25

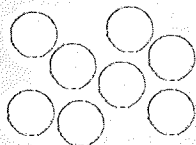
MAIN POINT: God created people in His own image; God created them male and female.

KEY PASSAGE: 1 Corinthians 8:6

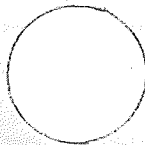
BIG PICTURE QUESTION: Why did God create the world? God created the world and everything in it for His glory.

2

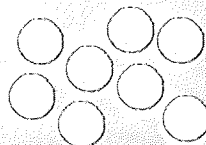
SMALL GROUP OPENING
(10–15 MINUTES)
PAGE 24



LARGE BIBLE STUDY
(25–30 MINUTES)
PAGE 26



SMALL GROUP LEADER
(25–30 MINUTES)
PAGE 32



Leader BIBLE STUDY

On the sixth day of creation, God created man in His own image. God formed the man out of dust from the ground and breathed into his nostrils the breath of life, and the man became a living creature. (Gen. 2:7) Man was set apart as different from the rest of God's creation. God did not breathe into the animals. He skillfully formed man out of dust as a potter forms a pot out of clay. (See Isa. 64:8.)

God sustained the man. He planted a garden in Eden and put the man there to work it and keep it. (Gen. 2:8,15) Then God gave the man a command. God told the man, "You must not eat from the tree of the knowledge of good and evil." Then God explained the consequences, "For on

the day you eat from it, you will certainly die” (Gen. 2:17).

Then God made woman from the man’s rib. She was a suitable helper for him. Both man and woman were created in God’s image. The first man, Adam, and the first woman, Eve, lived in the garden and enjoyed God’s friendship.

We know Adam and Eve did not keep the command God gave, and their disobedience brought sin into the world. For that reason, God sent His Son, Jesus—“the image of the invisible God” (Col. 1:15) and “the exact expression of His nature” (Heb. 1:3). God the Son became fully man, acting as the second Adam, to bring life to those who are in Him. (See 1 Cor. 15:45-49.)

As you teach kids this week, help them understand that being made in God’s image means we are made like Him, or patterned after Him. God does not have a physical body; He is Spirit, and He has given each of us a spirit. God gives people the ability to think and to feel emotions and to make choices. He gives us the ability to understand right and wrong.

Emphasize that God made people different than anything else He created. God created people in His own image (Gen. 1:26) and for His glory (Isa. 43:7)



MINISTRY GRID
training made simple

Additional resources for each session are available at gospelproject.com. For free training and session-by-session help, visit www.ministrygrid.com/web/thegospelproject.

The BIBLE STORY

God Created People

Genesis 1:26–2:25

On the sixth day of creation, God made people. God created people differently than anything else He created. God created people **in His very own image. God took dust from the ground and made a man.** God breathed His very own breath into the man, and the man became alive. God made a garden in the land of Eden, and He put the man in the garden. **God told the man to work in the garden and take care of it.**

God provided food from the trees for the man to eat, and God provided a river to water the garden. **Then God said, “You can eat from any of the trees in the garden, except for one.”** The garden had a tree in it called the tree of the knowledge of good and evil. **God warned the man, “If you eat from that tree, you will die.”**

Now God was not yet finished with creation. He saw the man and said, “It is not good for the man to be alone.”

So God decided to make a helper for the man. God made wild animals and birds, and the man gave names to all of the creatures. **But none of the animals was a good helper for the man.**


So God made the man fall fast asleep. He took one of the man’s ribs and created a woman. When the man saw the woman, he was very happy.

The woman was a perfect helper for the man; she was his wife. **The man’s name was Adam, and his wife’s name was Eve.**

God gave Adam and Eve good things. He put them in charge of the animals and provided everything they needed. **God looked at everything He had made, and it was very**

good. God had done everything He planned to do. So **on the seventh day of creation, God rested** from His work.

Christ Connection: God created people in His own image. Adam was like God in some ways, but he was not a perfect representation of God. God sent His Son, Jesus, to show us exactly what God is like. (Colossians 1:15) Jesus is the perfect representation of God because He is God. (Hebrews 1:3)



**WANT TO
DISCOVER
GOD'S
WORD? GET
ADVENTURE!**

Invite kids to check out this week's devotionals to discover that God created the first man, Adam, in His image. Order in bulk, subscribe quarterly, or purchase individually. For more information, check out www.lifeway.com/devotionals.

Small Group OPENING

SESSION TITLE: God Created People

BIBLE PASSAGE: Genesis 1:26–2:25

MAIN POINT: God created people in His own image; God created them male and female.

KEY PASSAGE: 1 Corinthians 8:6

BIG PICTURE QUESTION: Why did God create the world? God created the world and everything in it for His glory.

Welcome time

ARRIVING ACTIVITY: Mirror game

Ask each kid to find a partner and stand face-to-face with them. Tell kids to discuss their birthdays and figure out which partner is older. Guide the older kid to make motions with his arms and face, while the younger partner mirrors the older kid's motions. After a few moments, swap roles so that the younger kid leads the motions.

SAY • Today we are going to learn about when God created people. God created people in His own image. People are a picture of what God was like, or like a reflection in a mirror of God. We don't physically look like God because God doesn't have a body like we do, but we do have some similar characteristics.

Activity page (5 minutes)

Guide boys and girls to complete the activity page.

SAY • Each of you drew and colored the face on your activity page differently. God created every person to be different and unique from other people. He created people to bring Him glory and point others to Him. All people are made in His image, and that should help us love people well.

- "Mirror, Mirror" activity page, 1 per kid
- pencils or markers

Session starter (10 minutes)

OPTION 1: How long is a minute?


Ask kids to sit in a circle. Challenge them to guess when a minute has passed after you say go. Kids should raise their hand when they think a minute has passed. Use a stopwatch to keep track of the time. Do not tell kids how long it has been until all kids have raised their hands. Tell kids who was closest to the one-minute mark. Play again if time remains.

SAY • It was probably difficult for you to rest for one minute. Today we are going to learn about when God created people. After He did, He saw that all He had done was good. Then, He rested for one day.


OPTION 2: God made a helper

Guide kids to find a partner. Ask all partners to stand together in a straight line on one side of the room. Give the first set of partners a towel. Explain that each partner will hold one end of the towel and walk quickly to the other side of the room and back. Then, the two will give the towel to the next pair. Tell kids you will place random items on the towel, and the goal is for all kids to complete the task without any of the items falling off of the towel.

SAY • Could you have completed that game correctly without your partner? Today we will learn about the time God created a helper for Adam. Do you know her name? (*Eve*) **God created people in His own image; God created them male and female.** The names of the first people were Adam and Eve.

A circular badge with a dark background and a white border, containing the text "LOW PREP" in white capital letters.

• stopwatch

A circular badge with a dark background and a white border, containing the text "LOW PREP" in white capital letters.

Transition to large group

Large Group LEADER

SESSION TITLE: God Created People

BIBLE PASSAGE: Genesis 1:26–2:25

MAIN POINT: God created people in His own image; God created them male and female.

KEY PASSAGE: 1 Corinthians 8:6

BIG PICTURE QUESTION: Why did God create the world? God created the world and everything in it for His glory.

Countdown

- countdown video

Show the countdown video as your kids arrive, and set it to end as large group time begins.

Introduce the session (2 minutes)

- luggage
- binocular

[*Large Group Leader enters holding a piece of luggage and carrying binoculars around her neck.*]

LEADER • Hello, friends! Isn't it the nicest day to sail away in a hot air balloon? Where would you like to go? [Wait for responses.] I think we will go back to the beginning, when God created all things. Are you ready to learn about that today? I wonder what we should take with us. Do you think there will be a place to charge my phone? No? Well, looks like we'll just go and figure it out along the way.

Giant timeline (2 minutes)

- Giant Timeline or Big Story Circle
- Main Point Poster

LEADER • In our last time together, we learned about the beginning of time when God created the earth, sky, stars, seas, and all the living creatures on the land, in the sky, and in the sea. God did all of this simply by speaking. He said for something to be created, and it was. **God created everything for His glory**, and He

saw that all the things He created were good. God wasn't done creating, though. God went on to create people! He didn't create them like He had created everything else. **God created people in His own image; God created them male and female.**

Sing (4 minutes)

LEADER • Think about a way that God made you unique. Maybe you are really good at cooking or drawing. Maybe you are great at showing others that you care. God created you just the way you are for a reason. ***Why did God create the world? God created the world and everything in it for His glory.*** Let's give God glory now by thinking about His greatness and singing to Him.

Sing together "All Creatures of Our God and King (He Is Our Gain)."

• "All Creatures of Our God and King (He Is Our Gain)" song

Key passage (4 minutes)

LEADER • Our key passage, 1 Corinthians 8:6, tells us that there is only one God who created all things and who desires for us to live for Him. What does it mean to live for God? [*Wait for responses.*] God has created us and gives us life. He created Adam in His own image. Adam shared qualities with God, but He wasn't God. Jesus was the perfect representation of God, because He is God. He would come and lead the perfect life that Adam could not live so that we might trust Him and live eternally with God.

Show the slide or poster of the key passage and lead boys and girls to read the verse together. Then sing together "There Is Only One."

• Key Passage Slide or Poster
• "There Is Only One" song

Big picture question (1 minute)

LEADER • In our last session, we learned that God created all things, and today we are learning more about all He created. Do you remember the answer to our big picture question? ***Why did God create the world?*** [Wait for responses.] That's right. ***Why did God create the world? God created the world and everything in it for His glory.*** Let's listen closely to the Bible story to learn about when God created people.

Tell the Bible story (10 minutes)

LEADER • As you hear the story, I want you to listen for how God created people. He created them differently than He created the world and the animals. Let's hear about that.

Open your Bible to Genesis 1. Show the video or tell the Bible story in your own words using the script provided. For a shorter version of the story, read the bolded text.

LEADER • Wow! From the beginning of time, God dearly loved people. He created Adam and Eve differently from the rest of creation. **God created people in His own image; God created them male and female.** That means that God made people to be like Him in some ways. He put them in charge of the animals and gave them everything that they needed. Let's review our story.

Ask the following review questions:

1. On what day of creation did God make Adam and Eve? (*the sixth day, Genesis 1:31*)
2. How did God make the man? (*God shaped a man from the dust of the ground and then breathed His own*

- Bibles
- "God Created People" video
- Big Picture Question Poster
- Bible Story Picture Poster
- Main Point Poster

breath into him, Genesis 2:7)

3. What job did God give Adam? (*He was to work in the garden and take care of it, Genesis 2:15*)
4. What command did God give Adam? (*He could eat from any tree in the garden except the tree of the knowledge of good and evil, Genesis 2:16-17*)
5. God didn't want Adam to be alone, so He made a helper for Adam. How did He make this helper? (*God made Eve from Adam's rib, Genesis 2:21-22*)
6. When God looked at everything He had made, what did He think about it? (*God saw that it was very good, Genesis 1:31*)
7. What did God do on the seventh day of creation? (*He rested, Genesis 2:2*)
8. ***Why did God create the world? God created the world and everything in it for His glory.***

Discussion starter video (4 minutes)

LEADER • Have you ever thought about how God has created every person in His image? **God created people in His own image; God created them male and female.** Every person is made in God's image and deserves to be treated with respect. What are some ways we might do that? Let's watch our video and see how people sometimes treat others who are different.

Show the "Unit 1, Session 2" video.

LEADER • How do you treat someone who is different from you? How should knowing that God created every person in His image change the way that you treat others?

• "Unit 1, Session 2"
discussion starter
video

The Gospel: God's Plan for Me (optional)

Use Scripture and the guide provided with this session to explain to boys and girls how to become a Christian. Assign individuals to meet with kids who have more questions. If this is not possible, encourage boys and girls to ask their parents, small group leaders, or other Christian adults any questions they may have about becoming a Christian.

Big picture question and prayer (3 minutes)

Show the big picture question poster.

• Big Picture Question
Poster

LEADER • Let's read our big picture question and answer together. *Why did God create the world? God created the world and everything in it for His glory.*

Guide kids to stand in a circle and take turns saying one word of the big picture question and answer. Ask them to say each word quickly so that they might be able to complete the question and answer more quickly each time.

Before transitioning to small groups, make any necessary announcements. Lead kids in prayer. Praise God for creating each person in His image. Ask God to help us recognize God's image in ourselves and in others and to remind us that our purpose as His creation is to praise Him!

Dismiss to small groups

The Gospel: God's Plan for Me

Ask kids if they have ever heard the word *gospel*. Clarify that the word *gospel* means "good news." It is the message about Christ, the kingdom of God, and salvation. Use the following guide to share the gospel with kids.



God rules. Explain to kids that the Bible tells us God created everything, and He is in charge of everything. Invite a volunteer to read Genesis 1:1 from the Bible. Read Revelation 4:11 or Colossians 1:16-17 aloud and explain what these verses mean.



We sinned. Tell kids that since the time of Adam and Eve, everyone has chosen to disobey God. (Romans 3:23) The Bible calls this sin. Because God is holy, God cannot be around sin. Sin separates us from God and deserves God's punishment of death. (Romans 6:23)



God provided. Choose a child to read John 3:16 aloud. Say that God sent His Son, Jesus, the perfect solution to our sin problem, to rescue us from the punishment we deserve. It's something we, as sinners, could never earn on our own. Jesus alone saves us. Read and explain Ephesians 2:8-9.



Jesus gives. Share with kids that Jesus lived a perfect life, died on the cross for our sins, and rose again. Because Jesus gave up His life for us, we can be welcomed into God's family for eternity. This is the best gift ever! Read Romans 5:8; 2 Corinthians 5:21; or 1 Peter 3:19.



We respond. Tell kids that they can respond to Jesus. Read Romans 10:9-10,13. Review these aspects of our response: Believe in your heart that Jesus alone saves you through what He's already done on the cross. Repent, turning from self and sin to Jesus. Tell God and others that your faith is in Jesus.

Offer to talk with any child who is interested in responding to Jesus.

Small Group LEADER

SESSION TITLE: God Created People

BIBLE PASSAGE: Genesis 1:26–2:25

MAIN POINT: God created people in His own image; God created them male and female.

KEY PASSAGE: 1 Corinthians 8:6

BIG PICTURE QUESTION: Why did God create the world? God created the world and everything in it for His glory.

- Key Passage Poster
- large sheet of paper
- markers
- scissors
- tape

Key passage activity (5 minutes)

Draw a large number *1* on one side of the paper. Write the key passage on the back. Cut the paper like a puzzle. Hide the pieces around the room.

SAY • Our key passage reminds us that God is the one true God who created everything! He created plants and animals, and He created all people. He created people differently than He created other living things because He created them in His own image! Around the room are puzzle pieces that can be put together to form our verse. I want you to find the pieces and bring them back so that we can tape the verse together.

Give kids a moment to locate all the pieces and bring them to a designated area. Help them put the puzzle together so they can read the verse together. Flip over the verse and show kids the number one. Remind kids that our key passage, 1 Corinthians 8:6, helps us understand that God is the only Creator of the world. ***Why did God create the world? God created the world and everything in it for His glory.*** Our purpose is to worship God and show everyone how awesome He is.

Bible story review & Bible skills (10 minutes)

Encourage the kids to find Genesis 1 in their Bibles.

SAY • Do you remember what we learned about Genesis in our last session? Where is the Book of Genesis located in the Bible? (*the first book*) Who wrote Genesis? (*Moses*) Moses wrote the Pentateuch, or the Law, which are the first five books of the Bible. The Bible is God's Word. God chose people to write down the message He gave them.

- Bibles, 1 per kid
- Main Point Poster
- Small Group Timeline
- modeling clay or play dough

Use the small group timeline to show kids today's Bible story. Remind kids that God the Father, God the Son, and God the Spirit have always existed. (See John 1:1-4.) The beginning of our timeline is not when God began, but it is when He created the earth and everything in it. ***Why did God create the world? God created the world and everything in it for His glory.***

Give each child a small amount of modeling clay or play dough. As you review the Bible story, ask kids to sculpt some of the things that God created. Read the story provided using the bolded text, or summarize the story in your own words. Remind kids that God made Adam from the dust of the ground, and then He breathed His life into Adam. Ask kids what would happen if they breathed on their sculptures. God has all power and authority. He created everything for His glory.

Ask kids to tell you how God created people. Show the main point slide or poster and tell kids to read it with you.

SAY • God created everything for His glory, and He created people in a very special way. **God created people in His own image; God created them male and female.**



LOW PREP

- white heavyweight paper
- stamp pads in multiple colors

Activity choice (10 minutes)

OPTION 1: Fingerprint masterpieces

Give each child a piece of heavyweight paper. Invite kids to use the stamp pads to make fingerprints on the paper. Guide kids to be creative in the shapes and patterns that they choose to make with their fingerprints.

SAY • Did you know that God made every person to give glory to God? **God created people in His own image; God created them male and female.** God created each person in His image so that He could show the world what He is like through them. What are some characteristics that people might have that are also attributes or qualities of God? Can you think of attributes of God that people don't have?

God made Adam in His image, but Adam was not like God in every way. The same is true for all people. God sent Jesus so that we would have a perfect representation of God. Jesus is God. Jesus' sacrifice on the cross shows us God's mercy toward people. Jesus provided a way for us to be made right with God and live eternally with Him.

OPTION 2: Attributes of God

Write the following attributes on slips of paper and place them in a bowl: *Creator, creative, perfect, all-powerful, loving, gracious, helpful, wise, all-knowing.*

Ask a child to pull one attribute from the bowl and read it aloud. Explain that all kids will raise their hands if they think the attribute is one that both God and people have, or they will jump up and down if they think the attribute is only characteristic of God. Continue pulling attributes from the bowl and guide kids to raise their hands or jump up and

down, based on the attribute that was pulled.

SAY • Aren't you glad that God is perfect, all-powerful, and all-knowing? He knows everything, and He created us just like we are in His perfect knowledge so that we might bring glory to God. He didn't make us like He made animals, though. **God created people in His own image; God created them male and female.** We are more valuable than animals! God created us so that we might show others what God is like!

Attributes:

- *Creator*: God
- *creative*: both
- *perfect*: God
- *all-powerful*: God
- *loving*: both
- *gracious*: both
- *helpful*: both
- *wise*: both
- *all-knowing*: God

Journal and prayer (5 minutes)

Distribute each child's journal and instruct the kids to draw a picture of a person who shows others who God is by the way she follows God. Writers can write the person's name and make a list of her attributes that remind them of how great God is. Encourage kids to thank that person for pointing them to God.

- Journal Page
- Bible Story Coloring Page
- crayons or markers
- *Big Picture Cards for Families: Kids*

SAY • **God created people in His own image; God created them male and female.** He created you in His image, unique and special for His purpose!

Make sure each child secures this week's sheet in the journal, and then collect them. Keep the journals in the classroom so they will be available every week or as often as you wish to use them.

If time remains, take prayer requests or allow kids to complete the coloring page provided with this session. Pray, thanking God for creating each person uniquely and in His image. Pray for each child by name, asking God to use each child to show others what God is like.

Make sure to give parents the big picture card for this week's Bible story.