


THE GOSPEL


GOD'S PLAN for US

The gospel is the good news, the message about Christ, the kingdom of God, and salvation. Use these prompts to share the gospel with your kids.




GOD RULES.

Ask: "Who is in charge at home?" Explain that because God created everything, He is in charge of everything. Read Revelation 4:11.




WE SINNED.

Ask: "Have you ever done something wrong?" Tell kids that everyone sins, or disobeys God. Our sin separates us from God. Read Romans 3:23.




GOD PROVIDED.

Explain that God is holy and must punish sin. God sent His Son, Jesus, to take the punishment we deserve. Read John 3:16.



JESUS GIVES.

Ask: "What is the best gift you've ever received?" Say that Jesus took our punishment for sin by giving His life, and He gives us His righteousness. God sees us as if we lived the perfect life Jesus lived. This is the best gift ever! Read 2 Corinthians 5:21.



WE RESPOND.

Explain that everyone has a choice to make. Ask: "Will you trust Jesus as your Savior and Lord? You can turn from self and sin and turn to Jesus." Read Romans 10:9-10.

Bible Study at a Glance



Leader Bible Study

Familiarize yourself with the content and context of the Bible story and how it relates to God's plan of redemption.

Preparation

Pray for your kids and contact families during the week. Gather and prepare session materials.

Pray for your kids

Send a parent e-mail

Print/download printables

Assemble supplies

Prepare videos

Opening Activities

Activity Page

Small Group Opening

Engage kids and introduce the day's Bible story.

Say what?
Use the suggested "Say" dialogue to easily move between segments.

Large Group Leader

Communicate the day's Bible story and discover God's big story.

Sing

Big Picture Question

Giant Timeline

Key Passage & Bible Skill

Bible Story

Discussion Starter

Suggested times
The times provided allow you to complete the session plan in an hour and fifteen minutes. Lengthen or shorten the session as needed.

Make it fit

Customize the session plan to fit the needs of your church or classroom.



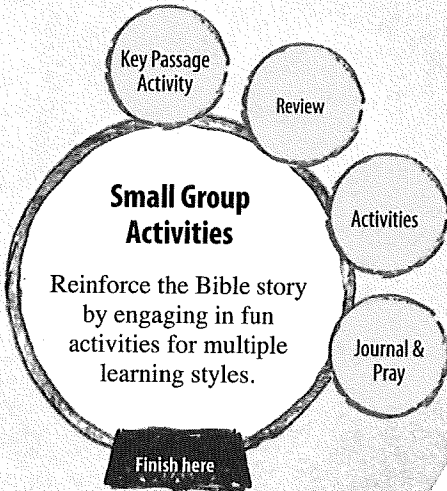
1 room

- 1) Use the Small Group Opening to welcome kids to Bible study. Kids may work the activity page and/or complete an activity together.
- 2) Transition to an area within your classroom that can be designated as the Large Group Bible story area. Watch the Bible story video or tell the Bible story. Incorporate any large group elements that fit your space and your time constraints.
- 3) Regroup to the small group area by using a countdown video, or gather around a table as you reinforce the Bible story's main point and Christ connection.



1 or more rooms

- 1) Use the Small Group Opening to welcome kids to Bible study. Kids may work the activity page and/or complete an activity together.
- 2) Use the countdown video or other transition signal as you move your small group to join the other small groups in the large group area. Watch the Bible story video or tell the Bible story. Incorporate any large group elements that fit your space and your time constraints.
- 3) Regroup to the small group rooms where you will reinforce what the kids learned from the Large Group Leader, review the key passage, and practice Bible skills.



Check out our tips and resources for an additional hour in the Worship Guide!

Unit 4: God the Redeemer

Unit Description:

God raised up a deliverer, Moses, to rescue His people from bondage in Egypt. God demonstrated His glory through a series of miracles to secure Israel's freedom. The Exodus account was great, but God's greatest rescue would come through His Son, Jesus, who would save people from their sin.

Key Passage:

Hebrews 3:5-6

Big Picture Question:

What is God's plan? God's plan is to rescue His people from captivity.



Unit 4: God the Redeemer

Session 1:

Bible Story:

Moses Was Born and Called

Bible Passage:

*Exodus 1:8–2:10, 23–25;
3:1–4:20*

Main Point:

God rescued Moses to deliver His people from captivity.

Session 2:

Bible Story:

The Plagues, the Passover, and the Crossing of the Red Sea

Bible Passage:

Exodus 5–14

Main Point:

God proved to the Egyptians that He is the one true God.

Session 3:

Bible Story:

The Wilderness Test

Bible Passage:

Exodus 15:22–17:7

Main Point:

God provided for the physical needs of His people.

Session 4:

Bible Story:

The Golden Calf

Bible Passage:

Exodus 32:1–35; 34:1–9

Main Point:

God punished His people for worshipping a golden calf.

Session 5:

Bible Story:

The Ten Commandments: Love God

Bible Passage:

Exodus 19:1–20:11; 31:18

Main Point:

God gave us rules to show that He is holy and we are sinners.

Moses Was Born and Called

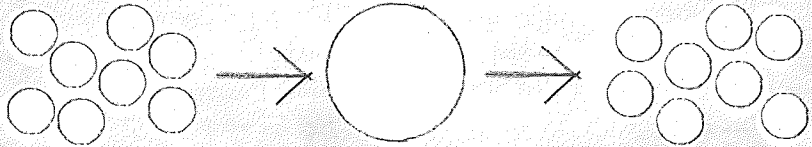
BIBLE PASSAGE: Exodus 1:8–2:10,23-25; 3:1–4:20

MAIN POINT: God rescued Moses to deliver His people from captivity.

KEY PASSAGE: Hebrews 3:5-6

BIG PICTURE QUESTION: What is God's plan? God's plan is to rescue His people from captivity.

SMALL GROUP OPENING (10–15 MINUTES) **PAGE 10** **LARGE GROUP BIBLE STUDY** (25–30 MINUTES) **PAGE 12** **SMALL GROUP ACTIVITIES** (25–30 MINUTES) **PAGE 18**



Leader BIBLE STUDY

Moses was born into a culture that hated his people. The Israelites—descendants of Israel (Jacob)—had set up their home in Egypt when a famine forced them to seek out food. They became so numerous that Pharaoh felt threatened and forced them into slavery. But their families still grew, and Pharaoh instituted an unimaginable method of population control: kill all of the baby boys.

Moses' story is a clear picture of God's sovereignty. Not only was Moses' life spared by the Egyptian princess, Moses' mother was able to care for him. Moses grew up in Pharaoh's house and then spent years shepherding in Midian before God called him to his task.

Imagine the encounter between God and Moses at the burning bush. God drew a curious Moses to Himself and then spoke: “Moses, Moses!”

God identified Himself as the God of Abraham, of Isaac, and of Jacob. He testified to His own grace: “I have observed the misery of My people ... and I know about their sufferings. ... I am sending you ... so that you may lead My people, the Israelites, out of Egypt” (Ex. 3:7-10).

God revealed His name: “I AM WHO I AM.” The most basic and important fact about God is that He exists; He always has and always will exist. God does not change. God revealed to Moses who He is so that the people would trust in Him.

Help the kids you teach understand that God rescued Moses to deliver His people from captivity. Emphasize how the calling of Moses points to a greater calling and rescue—the call of Jesus to come to earth to save God’s people from sin.



MINISTRY GRID
training made simple

Additional resources for each session are available at gospelproject.com. For free training and session-by-session help, visit www.ministrygrid.com/web/thegospelproject.

The BIBLE STORY

Moses Was Born and Called

Exodus 1:8–2:10,23-25; 3:1–4:20

Years after Joseph brought his family to Egypt, Joseph died. His family stayed in Egypt. The people in the family were known as Israelites because they came from the family of Israel (Jacob).

A new pharaoh came to power, and he was afraid of the Israelites (also called Hebrews). The family had grown so big; what if they joined Egypt's enemies and fought against the king? **Pharaoh** tried to make the Israelites weak. **He made them slaves and gave them very hard work to do, but their families kept growing!**

“Kill all the baby boys!” Pharaoh said. But the Hebrew midwives, who helped with the births, did not do what Pharaoh said.

“Throw every Hebrew baby boy into the Nile River!” Pharaoh commanded.

Around this time, a Hebrew woman gave birth to a son. She hid him as long as she could, and then she put him in a basket and set it along the banks of the Nile. The baby's older sister, Miriam, stayed nearby and watched the basket.

Soon **Pharaoh's daughter** went to the river to take a bath. She **found the basket** and saw the baby crying. Pharaoh's daughter **felt sorry for the baby and wanted him to be her son.** Miriam offered to find a woman to nurse the baby until he was older. The princess agreed, so Miriam brought her mother to care for him. **The princess named the baby Moses.**

When Moses grew up, he had to leave Egypt. Moses worked as a shepherd for many years. **The Israelite people**

in Egypt were still miserable, and they **cried out to God**. **God heard them, and He planned to send Moses to help them.**

One day, Moses saw a burning bush. The bush was not burning up. **Suddenly, God called from the bush, “Moses, Moses!”**

Moses replied, “Here I am.”

God told Moses to take off his sandals. Then **God said, “I have seen how My people are suffering. I want you to lead them out of Egypt to a good land I have for them.”**

Moses wondered if the Israelites even remembered God. **“What if they ask for Your name? What should I tell them?”**


“I AM WHO I AM,” God said. “Tell them: I AM has sent me to you.”

“What if they don’t believe me?” Moses asked.

So God gave Moses three miraculous signs to prove that God had appeared to him. Moses’ staff turned into a snake. His hand became diseased and then healed. “If they still do not believe,” God said, “pour on the ground water from the Nile River. It will turn into blood.”

Moses made excuses and said, “Please send someone else.” Now God was angry, but He agreed to send Moses’ brother, Aaron, with him.

Christ Connection: God saved Moses to rescue His people. The calling of Moses points to a greater calling and rescue—the call of Jesus to come to earth to save God’s people from sin. Moses and Jesus both obeyed God’s commands in order to carry out His plan of salvation. Moses delivered God’s people from physical captivity; Jesus delivered God’s people from captivity to sin.



**WANT TO
DISCOVER
GOD’S WORD?
GET
ADVENTURE!**

Invite kids to check out this week’s devotionals to discover that God’s plan to send Jesus was a greater rescue.

At just the right time, God sent Jesus to earth to deliver His people from sin. (Gal. 4:4-5) Order in bulk, subscribe quarterly, or purchase individually. For more information, check out www.lifeway.com/devotionals.

Small Group OPENING

SESSION TITLE: Moses Was Born and Called

BIBLE PASSAGE: Exodus 1:8–2:10,23-25; 3:1–4:20

MAIN POINT: God rescued Moses to deliver His people from captivity.

KEY PASSAGE: Hebrews 3:5-6

BIG PICTURE QUESTION: What is God's plan? God's plan is to rescue His people from captivity.

Welcome time

Greet each kid as he or she arrives. Use this time to collect the offering, fill out attendance sheets, and help new kids connect to your group. As kids arrive, ask kids if they have ever needed someone to rescue them. Maybe they got lost in a store, got stuck in a tree while climbing, or got hurt while riding a bike. Be sensitive to kids whose rescue stories may be traumatic.

SAY • Today we're going to learn about an amazing rescue.

We are going to learn that **God rescued Moses to deliver His people from captivity**. The word *captivity* means to be held prisoner. At the time of our Bible story, God's people were captives in Egypt and were unable to leave.

Activity page (5 minutes)

Invite kids to complete the "Find Baby Moses" activity page.

- "Find Baby Moses" activity page, 1 per kid
- pencils or markers

SAY • Today we're going to learn about a man named Moses. Moses was born an Israelite or Hebrew, but he was raised by the Egyptian king's daughter. God had a special plan for Moses, and **God rescued Moses to deliver His people from captivity**.

Session starter (10 minutes)

OPTION 1: Ask a silly question

Guide the kids to stand in a circle. Choose one kid to ask the person on her right a question. This may be any question; the sillier the better. During this game, the person who is giving the answer must not smile or laugh. If he smiles or laughs, he is out. The last kid remaining is the winner.

SAY • In our story today, Moses asked a lot of questions about the job God was giving him. Moses didn't think he was able to do what God had told him to do. Moses did not realize that God had a plan for him, and God was going to go with him to help Moses carry out God's plan. **God rescued Moses to deliver His people from captivity.**

OPTION 2: Pass the message

Before class, write the main point on a piece of paper.

Guide kids to sit in a circle with their hands behind their backs. Choose one kid to leave the circle, face away from the kids, and close his eyes. Choose another kid to pass the message. Invite the kid with his eyes closed to count down from 20 as the kids pass the message to as many kids as they can. When the counter reaches zero, he will turn around and guess who has the message. If he guesses correctly, the messenger will read the message aloud. She will be the next guesser. If he does not guess correctly, he will turn around, close his eyes, and begin counting again. Play as time allows.

SAY • We'll learn today that **God rescued Moses to deliver His people from captivity.**



- piece of paper
- marker

Transition to large group

Large Group LEADER

SESSION TITLE: Moses Was Born and Called

BIBLE PASSAGE: Exodus 1:8–2:10,23-25; 3:1–4:20

MAIN POINT: God rescued Moses to deliver His people from captivity.

KEY PASSAGE: Hebrews 3:5-6

BIG PICTURE QUESTION: What is God’s plan? God’s plan is to rescue His people from captivity.

- room decorations
- Theme Backdrop Slide (optional)

SUGGESTED THEME DECORATING IDEAS: Decorate your space to resemble the starting point of a great race, similar to an around-the-world expedition. Hang posters of various landmarks or world wonders, road signs, or clocks set to different time zones. You may also show the theme backdrop slide.

Countdown

- countdown video
- “The Big Story” video (optional)

Show the countdown video as your kids arrive, and set it to end as large group time begins. Since this is the beginning of a new quarter, take a few minutes to show “The Big Story” video to remind kids where these stories take place in God’s big story of salvation.

Introduce the session (3 minutes)

- leader attire
- basket
- baguette

[Large Group Leader enters dressed in “racing” gear such as a track suit, sunglasses, and driving gloves. Leader is also wearing a beret and carrying a basket with a baguette.]

LEADER • Hello, everybody! Welcome to the first day of a great race. We’re going to try to go around the world in record time. Did you know that people throughout history have tried to travel around the world as fast as they could? Jules Verne wrote a book

in 1873 about traveling around the world in 80 days. The first person to try to travel the world in 80 days was Nellie Bly in 1889. Did you know in 2014, two people traveled around the world without money as an attempt to raise money for children in Haiti, and they were able to do it in 79 days! I wonder if we can travel the world in 77 days!

In honor of the first leg of our journey, I decided to have a snack: a baguette. Can you guess where I'm traveling first? [*Invite kids to respond.*] That's right! I'm heading to Paris, France. Hopefully I'll get a chance to eat some pastries before I move on to our next stop.

Giant timeline (1 minute)

LEADER • I know, I know. You're probably wondering what this awesome race has to do with God's big story of redemption. Funny you should ask! Over the next few weeks, we're going to learn how God led His people on an amazing adventure through the wilderness. [*Point to the previous quarter's stories on the timeline.*]

• Giant Timeline or Big Story Circle

Our Bible story takes place about 400 years after Joseph brought his family to Egypt. The Israelites—the people of Israel—were forced to work as slaves for a new pharaoh who did not know Joseph.

[*Hold up your basket.*] Today we are going to learn about a baby named Moses who was placed in a basket near the Nile River. Moses' mom wanted to keep him safe from the pharaoh who wanted all the Israelite baby boys to be killed, but **God rescued Moses to deliver His people from captivity.**

Big picture question (1 minute)

LEADER • Long ago, God told Abraham that he would be the father of a great nation. God also told Abraham that his descendants would be held captive in Egypt for 400 years before God led them back to the promised land. That reminds me of our big picture question and answer: *What is God's plan? God's plan is to rescue His people from captivity.*

Tell the Bible story (10 minutes)

Open your Bible to Exodus 1:8–2:10,23-25; 3:1–4:20. Tell the Bible story in your own words, or show the Bible story video “Moses Was Born and Called.”

LEADER • God had promised to make the Israelites into a nation, and He did. The more Pharaoh made the Israelites work, the larger their families grew. Then Pharaoh tried to get the Hebrew midwives to kill the baby boys when they were born, but they would not do it. They respected God and His commands more than they respected Pharaoh!

When Pharaoh commanded that the baby boys be thrown into the Nile, God protected Moses and even worked out His plan so that Pharaoh's daughter adopted Moses as her son!

God rescued Moses to deliver His people from captivity. The calling of Moses points to a greater calling and rescue—the call of Jesus to come to earth to save God's people from sin. Moses and Jesus both obeyed God's commands in order to carry out His plan of salvation. Moses delivered God's people from physical captivity; Jesus delivered God's people from captivity to sin.

- Bibles
- “Moses Was Born and Called” video
- Big Picture Question Poster
- Bible Story Picture Poster

Ask the following review questions:

1. Where did Joseph's family live for many years after he died? (*Egypt*)
2. What did Pharaoh command people to do to the Israelite baby boys? (*Throw the Israelite boys into the Nile River, Ex. 1:22*)
3. How did God rescue Moses? (*Moses was found by Pharaoh's daughter and raised as her son; Ex. 2:1-10*)
4. Why did God rescue Moses? (**God rescued Moses to deliver His people from captivity, Ex. 3:7-10**)
5. ***What is God's plan? God's plan is to rescue His people from captivity.***

The Gospel: God's Plan for Me (optional)

Use Scripture and the guide provided with this session to explain to boys and girls how to become a Christian. Assign individuals to meet with kids who have more questions. Encourage boys and girls to ask their parents, small group leaders, or other Christian adults any questions they may have about becoming a Christian.

Tip: Provide *I'm a Christian Now* for new Christians to take home and complete with their families.

Key passage (5 minutes)

Show the key passage poster. Lead the boys and girls to read together Hebrews 3:5-6. Invite kids to say the key passage after you twice.

LEADER • Moses served God, but he was still a sinner.

Moses still needed a Savior. The Bible says that Jesus is better than Moses. Jesus always obeyed God perfectly because He is God the Son. When we trust in Jesus as our Savior, we become members of God's household, or family.

Sing the key passage song.

- Key Passage Slide or Poster
- "Confidence of Our Hope" song

• "Unit 4, Session 1"
discussion starter
video

Discussion starter video (4 minutes)

LEADER • When someone gives you a gift, do you thank the person who gave it to you or do you thank the gift itself? Check out this video.

Show the "Unit 4, Session 1" discussion starter video.

LEADER • Whom should Samuel have praised? Who really rescued Israel out of Egypt and should be praised? God used Moses to do a lot of really awesome things. However, like our key passage says Moses was God's servant. He was God's tool. God really did all of the amazing things and He should get the credit. How can God use us this week? [*Invite kids to respond.*] God can do great things through us, and when He does, who should get the credit? That's right! God!

Sing (4 minutes)

• "Freedom" song

LEADER • God is a great God and He deserves our worship! Let's celebrate His goodness and love for His people. Sing together "Freedom."

Pray (2 minutes)

Before transitioning to small groups, make any announcements for your kids ministry. Invite kids to pray before dismissing to small groups.

LEADER • Dear God, thank You for Your plan to rescue Your people from captivity. Thank You for sending Your Son, Jesus Christ to rescue us from our sin. Help us to trust in Jesus so we can know You and be part of Your family. Amen.

Dismiss to small groups

The Gospel: God's Plan for Me

Ask kids if they have ever heard the word *gospel*. Clarify that the word *gospel* means “good news.” It is the message about Christ, the kingdom of God, and salvation. Use the following guide to share the gospel with kids.



God rules. Explain to kids that the Bible tells us God created everything, and He is in charge of everything. Invite a volunteer to read Genesis 1:1 from the Bible. Read Revelation 4:11 or Colossians 1:16-17 aloud and explain what these verses mean.



We sinned. Tell kids that since the time of Adam and Eve, everyone has chosen to disobey God. (Romans 3:23) The Bible calls this sin. Because God is holy, God cannot be around sin. Sin separates us from God and deserves God's punishment of death. (Romans 6:23)



God provided. Choose a child to read John 3:16 aloud. Say that God sent His Son, Jesus, the perfect solution to our sin problem, to rescue us from the punishment we deserve. It's something we, as sinners, could never earn on our own. Jesus alone saves us. Read and explain Ephesians 2:8-9.



Jesus gives. Share with kids that Jesus lived a perfect life, died on the cross for our sins, and rose again. Because Jesus gave up His life for us, we can be welcomed into God's family for eternity. This is the best gift ever! Read Romans 5:8; 2 Corinthians 5:21; or 1 Peter 3:19.



We respond. Tell kids that they can respond to Jesus. Read Romans 10:9-10,13. Review these aspects of our response: Believe in your heart that Jesus alone saves you through what He's already done on the cross. Repent, turning from self and sin to Jesus. Tell God and others that your faith is in Jesus.

Offer to talk with any child who is interested in responding to Jesus.



- small object
- hula hoop

Activity choice (10 minutes)

OPTION 1: Rescue!

Place a small object in a hula hoop and choose two kids to be guards. The two guards will protect the object in the middle of the hoop, but they cannot step inside the hoop. The other kids should try to “rescue” the object. If a guard tags a kid, he must sit out. After the object is rescued, choose two new guards and play again. Play as time allows.

SAY • *What is God’s plan? God’s plan is to rescue His people.* God told Moses his job to rescue the Israelites was not going to be easy. God knew that the king of Egypt was going to say no to God’s plan. God told Moses that nothing was going to stop God from rescuing His people from Egypt.

Nothing could stop God’s plan to rescue His people from sin either. It may have seemed as if God’s plan was stopped when Jesus was killed. But Jesus dying on the cross was God’s plan! Jesus died and rose again so that everyone who repents and trusts in Him will be forgiven and receive life forever with God.

OPTION 2: Weave a place mat

- construction paper, at least 2 colors
- scissors
- contact plastic

Provide at least two colors of construction paper for kids. Cut slits horizontally about an inch apart in one piece of construction paper. Demonstrate how to weave strips of construction paper over and under the slits. You may need to assist younger kids until they get the hang of it. Kids may write the main point on the top of the woven place mat. Help kids seal their creations within clear contact plastic.

SAY • Moses’ mother wove a basket out of papyrus so she could protect her son. God protected Moses by

guiding Pharaoh's daughter to find Moses in the basket. Pharaoh's daughter adopted Moses as her son, which made Moses the grandson of the man who wanted to kill all of the Israelite boys! **God rescued Moses to deliver His people from captivity.** Each time you use your place mat, remember God's plan to rescue us from sin.

Journal and prayer (5 minutes)

Distribute each child's journal and instruct the kids to write down or draw a picture about a time they had to be courageous. As they draw or write, talk about how Moses responded to God's calling.

SAY • Moses wasn't sure he could handle the job and made excuses why he could not, which eventually made God angry. But God graciously helped Moses, such as by allowing his brother Aaron to help him speak to Pharaoh. What is something that God is calling you to do? It could be inviting a friend to church, telling someone at school about Jesus, or talking to a family member about trusting in Jesus.

Make sure each child secures this week's sheet in the journal, and then collect them. Keep the journals in the classroom so they will be available every week or as often as you wish to use them.

If time remains, take prayer requests or allow kids to complete the coloring page provided with this session. Pray, thanking God for sending Moses to rescue His people. Pray for each child by name. Ask God to help the kids recognize their need for Jesus to rescue them from sin.

Make sure to give kids the big picture cards to take home to reinforce the Bible story with their families.

- pencils
- Journal Page
- Bible Story Coloring Page, 1 per kid
- crayons or markers
- Big Picture Cards for Families: Kids